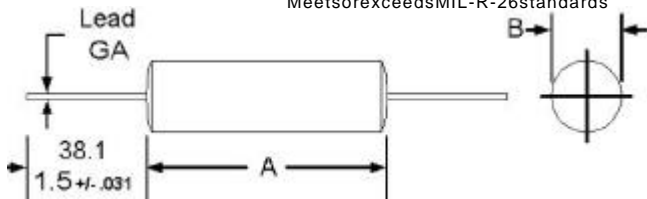



RESISTORS & POTENTIOMETERS



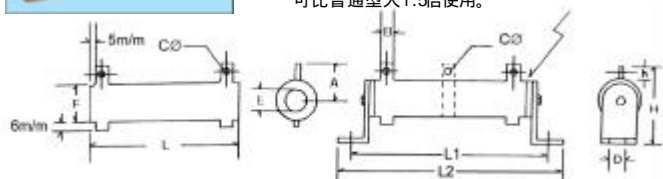
Features
 Rugged vitreous enamel
 All-welded construction
 Low cost
 Uniformly tinned leads
 Meets or exceeds MIL-R-26 standards



PartNo.	ProductNo.	Description	誤差值	功率 W	電阻質	DxL(mm)
16306	VC5E-50	玻璃狀繞線電阻	±5%	5 W	50	1.0**0.276"



特性
 帶狀之電阻作成波形繞在瓷管。
 可供不應燃性塗裝，可耐 800 °。
 散熱性特優，小形適通大電流：
 可比普通型大 1.5 倍使用。



PartNo.	ProductNo.	Description	誤差值	功率 W	電阻質	DxL(mm)
19731	RK100W8E00J	電力磁環型電阻	±5%	40100	8	110*17

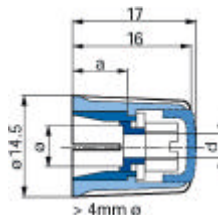
BANKER RX21 型小型精密低電阻繞線電阻器 BANKER RX21 Small scaled and precise and low line of type resistor



特點：產品阻值低、體積小、電阻溫度係數小、精密度高、體積比功率大，可用於直流或低頻電路中。

PartNo.	ProductNo.	Description	誤差值	功率 W	電阻質	Type
27959	RX21-5W-0.01	低阻繞線電阻	±1%	5W	0.01	RX-21
27953	RX21-1W-0.01	低阻繞線電阻	±1%	1W	0.01	RX-21
27954	RX21-1W-0.05	低阻繞線電阻	±1%	1W	0.05	RX-21
27955	RX21-1W-0.1	低阻繞線電阻	±1%	1W	0.1	RX-21
27960	RX21-5W-0.1	低阻繞線電阻	±1%	5W	0.1	RX-21
27956	RX21-1W-1	低阻繞線電阻	±1%	1W	1	RX-21
27957	RX21-3W-1	低阻繞線電阻	±1%	3W	1	RX-21
27961	RX21-5W-5	低阻繞線電阻	±1%	5W	5	RX-21
27962	RX21-5W-10	低阻繞線電阻	±1%	5W	10	RX-21
27958	RX21-3W-10	低阻繞線電阻	±1%	3W	10	RX-21

集合（組合）旋鈕 組合旋鈕 Collet Knobs



詳細產品規格--請點擊 www.100y.com.tw

詳細產品規格--請點擊 www.100y.com.tw

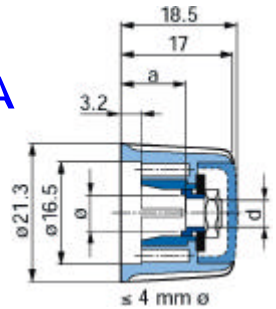
Features:
 modular collet knob systems for various shaft diameters
 excellent surface finish (matte/glossy)
 special color on request

ELMA

PartNo.	ProductNo.	Manuf.	Description	顏色	尺寸	Shaft Hole
9139	021-3410	ELMA	旋鈕	灰色	14mm	6mm



ELMA

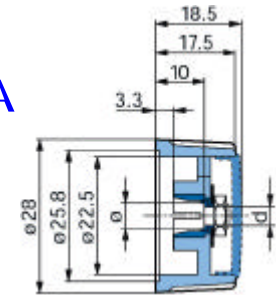


Features:
 modular collet knob systems for various shaft diameters
 excellent surface finish (matte/glossy)
 special color on request

PartNo.	ProductNo.	Manuf.	Description	顏色	尺寸	Shaft Hole
10956	021-4410	ELMA	旋鈕	灰色	21mm	6mm

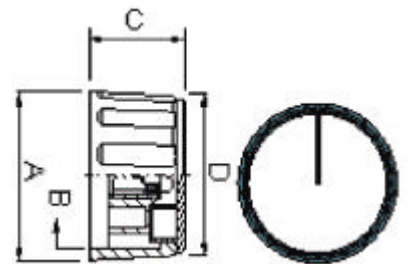


ELMA



Features:
 modular collet knob systems for various shaft diameters
 excellent surface finish (matte/glossy)
 special color on request

PartNo.	ProductNo.	Manuf.	Description	顏色	尺寸	Shaft Hole
9140	021-5410	ELMA	旋鈕	灰色	28mm	6mm



FEATURES:
 Material: ABS
 Indicator line is optional.
 With color inlay.
 Setscrew on top.
 With brass insert.

PartNo.	ProductNo.	Manuf.	Description	顏色	尺寸	Shaft Hole
14490	RN-110C-BL-6.4	SCI	旋鈕	藍蓋灰旋鈕	36.5*20.5*33	6.4
2766	RN-110C-Y-6.4	SCI	旋鈕	黃蓋灰旋鈕	36.5*20.5*33	6.4
14506	RN-110E-BL-6.4	SCI	旋鈕	藍蓋灰旋鈕	21.3*18.8*18.5	6.4
14505	RN-110E-G-6.4	SCI	旋鈕	綠蓋灰旋鈕	21.3*18.8*18.5	6.4
14504	RN-110E-R-6.4	SCI	旋鈕	紅蓋灰旋鈕	21.3*18.8*18.5	6.4
14357	RN-110FH-R-6.4	SCI	指針旋鈕	紅蓋灰旋鈕	18.5*19.2*15.6	6.4
14356	RN-110G-BL-3.2	SCI	旋鈕	藍蓋灰旋鈕	10.0*15.0*8.1	3.2
14355	RN-110G-G-3.2	SCI	旋鈕	綠蓋灰旋鈕	10.0*15.0*8.1	3.2

旋鈕配件 Collet Knobs Accessories



ELMA

