

UA series 6mmL Chip Type, Long Life Assurance



- Chip type with load life of 3000~5000 hours at +105°C.
- Designed for surface mounting on high density PC board.

勝特力材料 886-3-5753170
 胜特力电子(上海) 86-21-34970699
 胜特力电子(深圳) 86-755-83298787
 Http://www.100y.com.tw

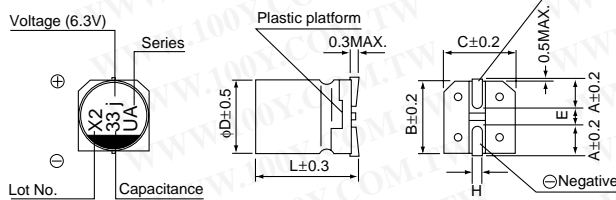


Specifications

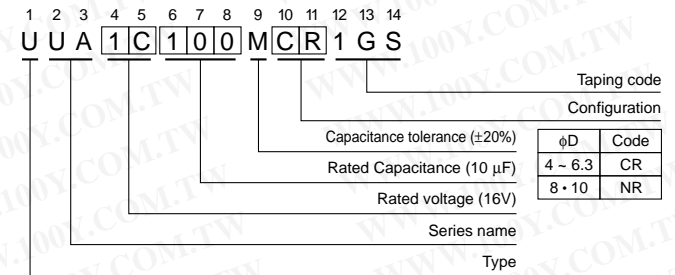
Item	Performance Characteristics																							
Category Temperature Range	-55 ~ +105°C																							
Rated Voltage Range	6.3 ~ 50V																							
Rated Capacitance Range	0.1 ~ 1000μF																							
Capacitance Tolerance	±20% at 120Hz, 20°C																							
Leakage Current	After 2 minutes' application of rated voltage, leakage current is not more than 0.01 CV or 3 (μA) , whichever is greater.																							
tan δ	Measurement frequency : 120Hz, Temperature : 20°C																							
	<table border="1"> <tr> <td>Rated voltage (V)</td> <td>6.3</td> <td>10</td> <td>16</td> <td>25</td> <td>35</td> <td>50</td> </tr> <tr> <td>tan δ (MAX.)</td> <td>0.28</td> <td>0.24</td> <td>0.20</td> <td>0.16</td> <td>0.13</td> <td>0.12</td> </tr> </table>	Rated voltage (V)	6.3	10	16	25	35	50	tan δ (MAX.)	0.28	0.24	0.20	0.16	0.13	0.12									
Rated voltage (V)	6.3	10	16	25	35	50																		
tan δ (MAX.)	0.28	0.24	0.20	0.16	0.13	0.12																		
Stability at Low Temperature	Measurement frequency : 120Hz																							
	<table border="1"> <tr> <td colspan="2">Rated voltage (V)</td> <td>6.3</td> <td>10</td> <td>16</td> <td>25</td> <td>35</td> <td>50</td> </tr> <tr> <td>Impedance ratio</td> <td>Z-25°C / Z+20°C</td> <td>4</td> <td>3</td> <td>2</td> <td>2</td> <td>2</td> <td>2</td> </tr> <tr> <td>ZT / Z20 (MAX.)</td> <td>Z-55°C / Z+20°C</td> <td>10</td> <td>7</td> <td>5</td> <td>3</td> <td>3</td> <td>3</td> </tr> </table>	Rated voltage (V)		6.3	10	16	25	35	50	Impedance ratio	Z-25°C / Z+20°C	4	3	2	2	2	2	ZT / Z20 (MAX.)	Z-55°C / Z+20°C	10	7	5	3	3
Rated voltage (V)		6.3	10	16	25	35	50																	
Impedance ratio	Z-25°C / Z+20°C	4	3	2	2	2	2																	
ZT / Z20 (MAX.)	Z-55°C / Z+20°C	10	7	5	3	3	3																	
Endurance	After 3000 hours' (5000 hours for φ8, φ10) application of rated voltage at 105°C , capacitors meet the characteristic requirements listed at right.																							
	<table border="1"> <tr> <td>Capacitance change</td> <td>Within ±30% of initial value</td> </tr> <tr> <td>tan δ</td> <td>300% or less of initial specified value</td> </tr> <tr> <td>Leakage current</td> <td>Initial specified value or less</td> </tr> </table>	Capacitance change	Within ±30% of initial value	tan δ	300% or less of initial specified value	Leakage current	Initial specified value or less																	
Capacitance change	Within ±30% of initial value																							
tan δ	300% or less of initial specified value																							
Leakage current	Initial specified value or less																							
Shelf Life	After leaving capacitors under no load at 105°C for 1000 hours, they meet the specified value for endurance characteristics listed above.																							
Resistance to soldering heat	The capacitors shall be kept on the hot plate maintained at 250°C for 30 seconds. After removing from the hot plate and restored at room temperature, they meet the characteristic requirements listed at right.																							
	<table border="1"> <tr> <td>Capacitance change</td> <td>Within ±10% of initial value</td> </tr> <tr> <td>tan δ</td> <td>Initial specified value or less</td> </tr> <tr> <td>Leakage current</td> <td>Initial specified value or less</td> </tr> </table>	Capacitance change	Within ±10% of initial value	tan δ	Initial specified value or less	Leakage current	Initial specified value or less																	
Capacitance change	Within ±10% of initial value																							
tan δ	Initial specified value or less																							
Leakage current	Initial specified value or less																							
Marking	Black print on the case top.																							

Chip Type

(φ4 ~ 6.3)

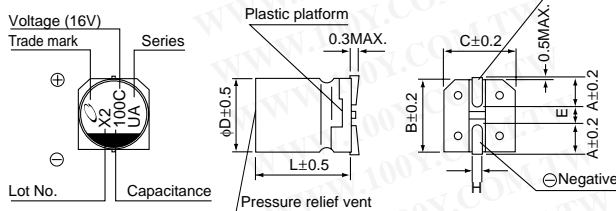


Type numbering system (Example : 16V 10μF)



- The lead-free product is also available upon request. In this case, **L** will be put at 11th digit of type numbering system.

(φ8, φ10×10L)



φD × L	(mm)					
	4 × 5.8	5 × 5.8	6.3 × 5.8	6.3 × 7.7	8 × 10	10 × 10
A	1.8	2.1	2.4	2.4	2.9	3.2
B	4.3	5.3	6.6	6.6	8.3	10.3
C	4.3	5.3	6.6	6.6	8.3	10.3
E	1.0	1.3	2.2	2.2	3.1	4.5
L	5.8	5.8	5.8	7.7	10	10
H	0.5 ~ 0.8	0.5 ~ 0.8	0.5 ~ 0.8	0.5 ~ 0.8	0.8 ~ 1.1	0.8 ~ 1.1

Voltage

V	6.3	10	16	25	35	50
Code	j	A	C	E	V	H

● Dimension table in next page.



■ Dimensions

φD×L (mm)

Cap.(μF)	V	Code	6.3		10		16		25		35		50		
			0J		1A		1C		1E		1V		1H		
0.1	0R1												4×5.8	1	
0.22	R22												4×5.8	2.6	
0.33	R33												4×5.8	3.2	
0.47	R47												4×5.8	5	
1	010												4×5.8	8	
2.2	2R2												4×5.8	12	
3.3	3R3												4×5.8	17	
4.7	4R7												4×5.8	22	
10	100					4×5.8	18	5×5.8	27	4×5.8	16	5×5.8	27	6.3×5.8	32
22	220	4×5.8	22	5×5.8	30	5×5.8	30	6.3×5.8	44	6.3×5.8	44	6.3×7.7	57	6.3×7.7	58
33	330	5×5.8	35	5×5.8	35	6.3×5.8	48	6.3×5.8	50	6.3×7.7	57	8×10	92	8×10	140
47	470	5×5.8	38	6.3×5.8	50	6.3×5.8	50	6.3×7.7	63	8×10	92	8×10	92	8×10	170
100	101	6.3×5.8	69	6.3×7.7	81	6.3×7.7	81	8×10	116	10×10	151	10×10	151	10×10	310
220	221	6.3×7.7	120	8×10	141	10×10	216	10×10	320	10×10	375				
330	331	8×10	290	10×10	290	10×10	290	10×10	450						
470	471	10×10	320	10×10	320	10×10	320								
1000	102	10×10	410												

Rated Ripple (mA rms) at 105°C 120Hz

● Frequency coefficient of rated ripple current

Frequency	50 Hz	120 Hz	300 Hz	1 kHz	10 kHz~
Coefficient	0.70	1.00	1.17	1.36	1.50

- Taping specifications are given in page 22.
- Recommended land size are given in page 23
- Please refer to page 3 for the minimum order quantity.

勝特力材料 886-3-5753170
胜特力电子(上海) 86-21-34970699
胜特力电子(深圳) 86-755-83298787
[Http://www.100y.com.tw](http://www.100y.com.tw)