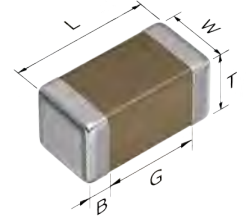


C0603X7S1A104K030BC



TDK item description C0603X7S1A104KT****

Applications	Commercial Grade
Feature	General General (Up to 75V)
Series	C0603 [EIA 0201]
Status	Production (Not Recommended for New Design)



Size	
Length(L)	0.60mm ±0.03mm
Width(W)	0.30mm ±0.03mm
Thickness(T)	0.30mm ±0.03mm
Terminal Width(B)	0.10mm Min.
Terminal Spacing(G)	0.20mm Min.
Recommended Land Pattern (PA)	0.25mm to 0.35mm
Recommended Land Pattern (PB)	0.20mm to 0.30mm
Recommended Land Pattern (PC)	0.25mm to 0.35mm

Electrical Characteristics	
Capacitance	100nF ±10%
Rated Voltage	10VDC
Temperature Characteristic	X7S(±22%)
Dissipation Factor (Max.)	10%
Insulation Resistance (Min.)	1000MΩ

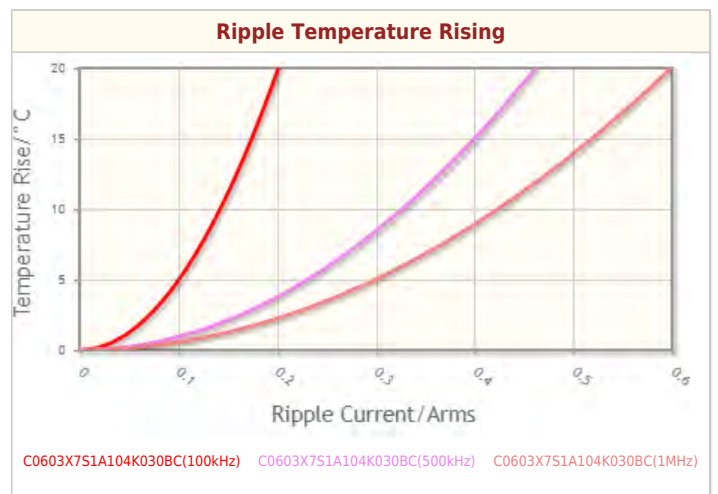
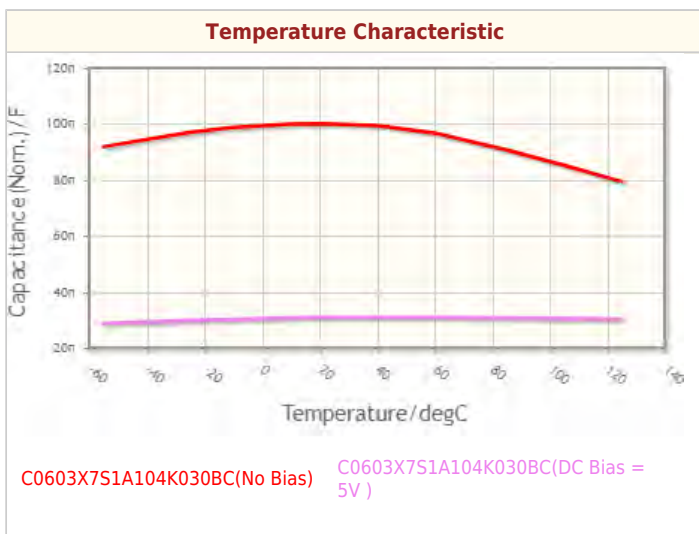
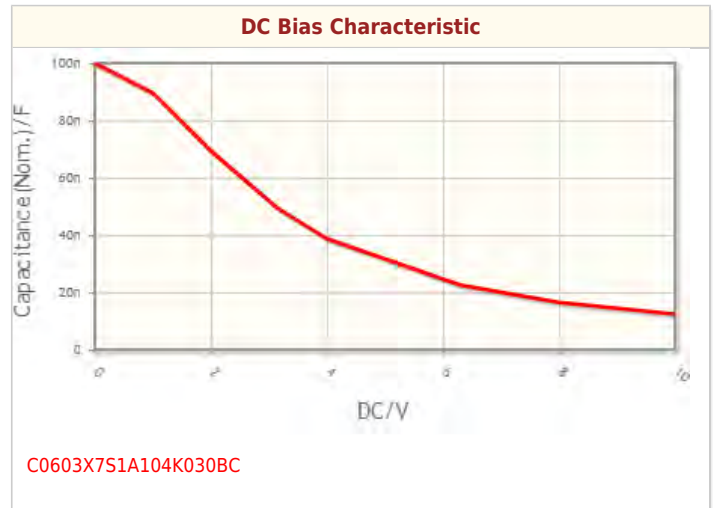
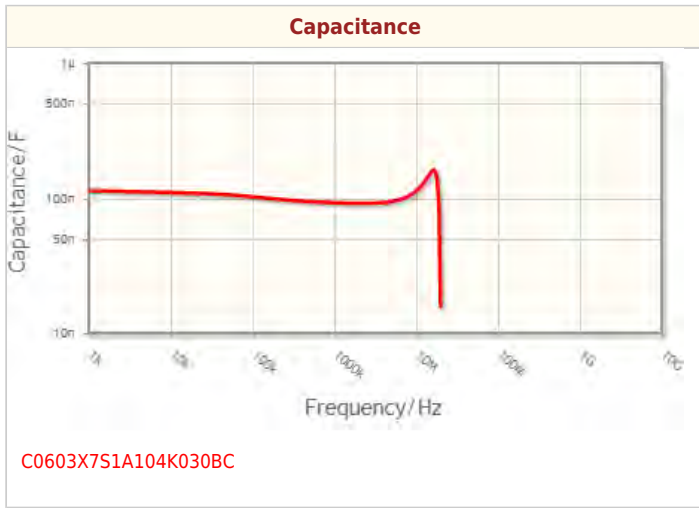
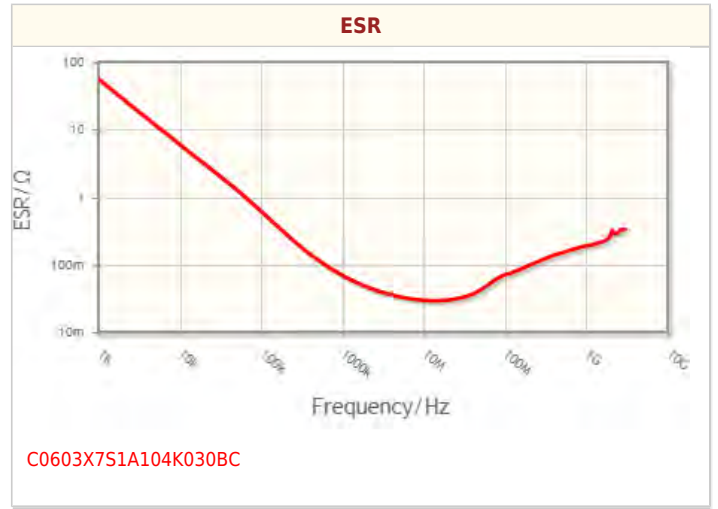
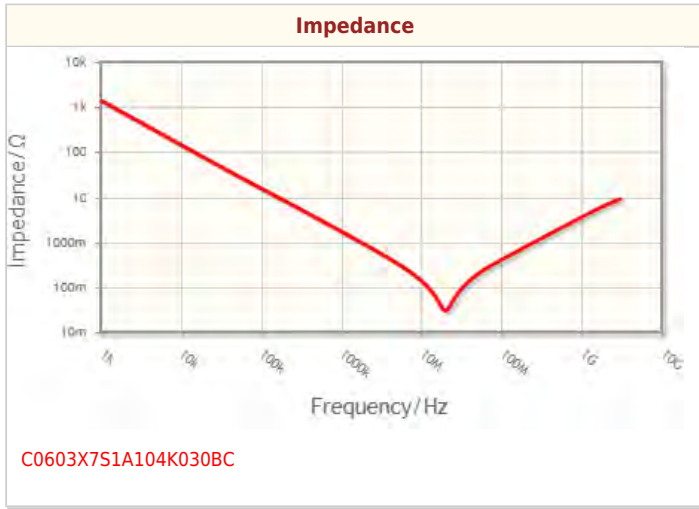
Other	
Soldering Method	Reflow
AEC-Q200	No
Packing	Punched (Paper)Taping [180mm Reel]
Package Quantity	15000pcs

! Images are for reference only and show exemplary products.
! This PDF document was created based on the data listed on the TDK Corporation website.
! All specifications are subject to change without notice.

C0603X7S1A104K030BC



Characteristic Graphs(This is reference data, and does not guarantee the products characteristics.)

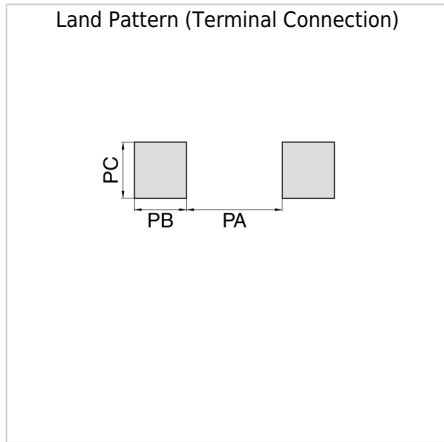


! Images are for reference only and show exemplary products.
! This PDF document was created based on the data listed on the TDK Corporation website.
! All specifications are subject to change without notice.

C0603X7S1A104K030BC



Associated Images



! Images are for reference only and show exemplary products.
! This PDF document was created based on the data listed on the TDK Corporation website.
! All specifications are subject to change without notice.