

勝特力材料 886-3-5753170
 勝特力电子(上海) 86-21-34970699
 勝特力电子(深圳) 86-755-83298787
[Http://www.100y.com.tw](http://www.100y.com.tw)

Aluminum Capacitors Power Ultra Long Life Snap-In



Fig. 1

QUICK REFERENCE DATA	
DESCRIPTION	VALUE
Nominal case size (Ø D x L in mm)	22 x 25 to 35 x 60
Rated capacitance range (E6/E12 series), C _R	56 µF to 1800 µF
Tolerance on C _R	± 20 %
Rated voltage range, U _R	200 V to 450 V 500 V
Category temperature range	-25 °C to +105 °C
Endurance test at 105 °C	2000 h
Load life at 105 °C	2000 h
Useful life at 105 °C	5000 h 3000 h
Useful life at 40 °C and 1.6 x I _R applied	500 000 h 300 000 h
Shelf life at 0 V, 105 °C	1000 h
Based on sectional specification	IEC 60384-4/EN130300
Climatic category IEC 60068	25/105/56

FEATURES

- Useful life: 3000 h to 5000 h at 105 °C
- Available up to 500 V
- Polarized aluminum electrolytic capacitors, non-solid electrolyte
- Large types, very small dimensions, cylindrical aluminum case, insulated with a blue sleeve
- Low ESR, high ripple current capability
- Keyed polarity snap-in version available
- High reliability
- Material categorization: For definitions of compliance please see www.vishay.com/doc?99912


**RoHS
COMPLIANT**

APPLICATIONS

- Solar PV inverters
- General purpose, industrial and audio/video systems
- Smoothing and filtering
- Standard and switched mode power supplies
- Energy storage in pulse systems

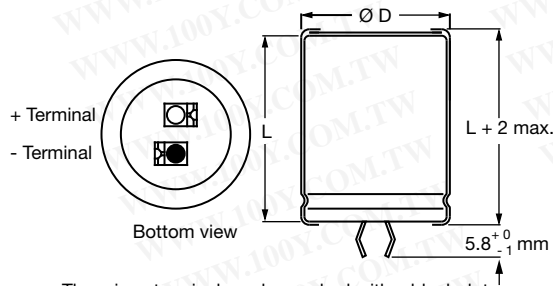
MARKING

The capacitors are marked (where possible) with the following information:

- Rated capacitance (in µF)
- Tolerance code on rated capacitance, code letter in accordance with IEC 60062 (M for ± 20 %)
- Rated voltage (in V)
- Date code (YYMM or in 2 digits according to IEC 60062)
- Name of manufacturer
- Code for factory of origin
- “-” sign to identify the negative terminal, visible from the top and side of the capacitor
- Code number, last 8 digits 159 xxxxx
- Climatic category in accordance with IEC 60068

SELECTION CHART FOR C _R , U _R , AND RELEVANT NOMINAL CASE SIZES (Ø D x L in mm)					
C _R (µF)	U _R (V)				
	200	250	400	450	500
56	-	-	-	22 x 25	-
68	-	-	22 x 25	22 x 30	22 x 30
	-	-	-	25 x 25	-
82	-	-	22 x 30	22 x 35	22 x 35
	-	-	25 x 25	-	-
100	-	-	22 x 35	22 x 40	-
	-	-	25 x 30	25 x 30	25 x 35
	-	-	-	30 x 25	-
120	-	-	22 x 35	-	-
	-	-	25 x 30	25 x 35	25 x 40
	-	-	30 x 25	-	-
150	-	-	22 x 40	25 x 40	25 x 45
	-	-	25 x 35	30 x 30	30 x 35
	-	-	30 x 30	35 x 25	-
	-	-	25 x 40	25 x 45	-
180	-	-	30 x 30	30 x 35	30 x 35
	-	-	35 x 25	-	-
	-	22 x 30	25 x 45	30 x 40	30 x 40
220	-	25 x 25	30 x 35	35 x 30	-
	-	-	35 x 30	-	-
	-	-	-	-	-

SELECTION CHART FOR C_R , U_R , AND RELEVANT NOMINAL CASE SIZES ($\varnothing D \times L$ in mm)					
C_R (μF)	U_R (V)				
	200	250	400	450	500
270	-	22 x 35	25 x 50	30 x 45	30 x 50
	-	25 x 30	30 x 40	35 x 35	-
	-	30 x 25	35 x 30	-	-
330	22 x 30	22 x 40	30 x 45	30 x 50	-
	-	25 x 30	35 x 35	35 x 40	35 x 45
	-	30 x 25	-	-	-
390	22 x 35	25 x 35	30 x 50	35 x 45	35 x 50
	25 x 30	30 x 30	35 x 40	-	-
470	22 x 40	25 x 40	35 x 45	35 x 50	35 x 55
	30 x 25	30 x 30	-	35 x 40	-
560	-	25 x 45	-	-	-
	-	25 x 45	-	35 x 60	-
	25 x 35	30 x 35	-	-	-
680	30 x 30	35 x 30	-	-	-
	25 x 45	30 x 40	35 x 60	-	-
	30 x 30	35 x 35	-	-	-
820	35 x 25	-	-	-	-
	25 x 50	30 x 45	-	-	-
	30 x 35	35 x 35	-	-	-
1000	35 x 30	35 x 40	-	-	-
	30 x 45	35 x 40	-	-	-
	35 x 35	35 x 45	-	-	-
1200	30 x 50	35 x 45	-	-	-
	35 x 35	35 x 50	-	-	-
1500	35 x 45	-	-	-	-
1800	35 x 50	-	-	-	-

DIMENSIONS in millimeters AND AVAILABLE FORMS
TWO TERMINAL SNAP-IN


The minus terminal can be marked with a black dot or with an imprinted "-" sign.

Fig. 2 - Two terminal snap-in

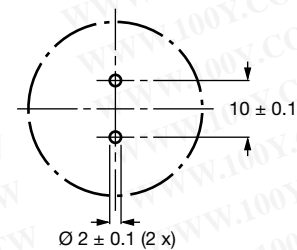
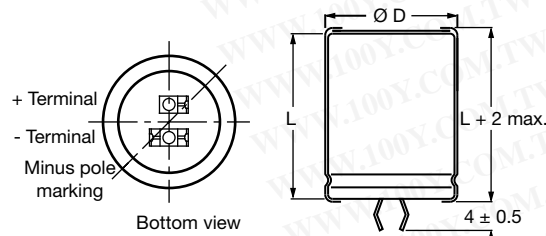
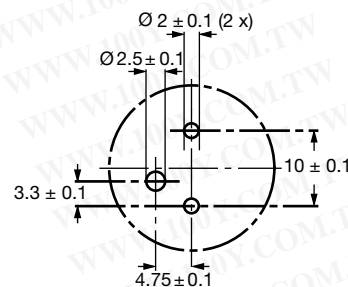


Fig. 3 - Mounting hole diagram

THREE TERMINAL SNAP-IN


The negative terminal has **TWO** pins which are **BOTH** electrically connected

Fig. 4 - Three terminal snap-in



The 10 mm spacing of the 2 pin snap-in is used as the base layout and a third hole is added. The third hole is closer to the negative primary hole so that polarization is always maintained, together with added mechanical stability.

Fig. 5 - Mounting hole diagram



Table 1

DIMENSIONS in millimeters, MASS AND PACKAGING QUANTITIES					
NOMINAL CASE SIZE Ø D x L	Ø D _{max.}	L _{max.}	MASS (g)	PACKAGING QUANTITIES (units per box)	CARDBOARD BOX DIMENSIONS L x W x H
22 x 25	23	27	≈ 12	100	260 x 250 x 39
22 x 30	23	32	≈ 16	100	260 x 250 x 44
22 x 35	23	37	≈ 20	100	260 x 250 x 49
22 x 40	23	42	≈ 23	100	260 x 250 x 54
25 x 25	26	27	≈ 20	100	290 x 280 x 39
25 x 30	26	32	≈ 22	100	290 x 280 x 44
25 x 35	26	37	≈ 24	100	290 x 280 x 49
25 x 40	26	42	≈ 27	100	290 x 280 x 54
25 x 45	26	47	≈ 32	100	290 x 280 x 59
25 x 50	26	52	≈ 38	100	290 x 280 x 64
30 x 25	31	27	≈ 25	100	340 x 330 x 39
30 x 30	31	32	≈ 30	100	340 x 330 x 44
30 x 35	31	37	≈ 35	100	340 x 330 x 49
30 x 40	31	42	≈ 40	100	340 x 330 x 54
30 x 45	31	47	≈ 45	100	340 x 330 x 59
30 x 50	31	52	≈ 50	100	340 x 330 x 64
35 x 25	36	27	≈ 33	50	390 x 198 x 39
35 x 30	36	32	≈ 40	50	390 x 198 x 44
35 x 35	36	37	≈ 48	50	390 x 198 x 49
35 x 40	36	42	≈ 55	50	390 x 198 x 54
35 x 45	36	47	≈ 63	50	390 x 198 x 59
35 x 50	36	52	≈ 72	50	390 x 198 x 64
35 x 55	36	57	≈ 80	50	390 x 198 x 69
35 x 60	36	62	≈ 84	50	390 x 198 x 74

ELECTRICAL DATA	
SYMBOL	DESCRIPTION
C _R	Rated capacitance at 100 Hz
I _R	Rated RMS ripple current at 120 Hz, 105 °C
I _{L5}	Max. leakage current after 5 min at U _R
ESR	Typ./max. equivalent series resistance at 100 Hz ⁽¹⁾
Z	Typ./max. impedance at 10 kHz

Notes

- Unless otherwise specified, all electrical values in Table 2 apply at T_{amb} = 20 °C, P = 86 kPa to 106 kPa, RH = 45 % to 75 %
- ⁽¹⁾ ESR at 120 Hz is approximately 0.95 x ESR 100 Hz

ORDERING EXAMPLE

Electrolytic capacitor 159 series

1000 µF/200 V; ± 20 %

Nominal case size: Ø 30 mm x 45 mm

2-terminal snap-in:

Ordering code: MAL215942102E3

Former 12NC: 222215942102

3-terminal snap-in:

Ordering code: MAL215922102E3

Former 12NC: 222215922102



Table 2

ELECTRICAL DATA AND ORDERING INFORMATION										
U _R (V)	C _R 100 Hz (μF)	NOMINAL CASE SIZE Ø D x L (mm)	I _R 120 Hz 105 °C (A)	I _{L5} 5 min (mA)	TYP. ESR 100 Hz ⁽¹⁾ (mΩ)	MAX. ESR 100 Hz ⁽¹⁾ (mΩ)	TYP. Z 10 kHz (mΩ)	MAX. Z 10 kHz (mΩ)	ORDERING CODE MAL2159.....	
									2-TERM.	3-TERM.
200	330	22 x 30	1.08	0.66	450	730	300	500	52331E3	72331E3
	390	22 x 35	1.23	0.78	380	610	280	470	42391E3	22391E3
	390	25 x 30	1.23	0.78	380	610	280	470	52391E3	72391E3
	470	22 x 40	1.37	0.94	300	505	240	400	32471E3	12471E3
	470	30 x 25	1.27	0.94	300	505	240	400	52471E3	72471E3
	560	25 x 35	1.50	1.12	260	425	235	390	42561E3	22561E3
	560	30 x 30	1.52	1.12	260	425	235	390	52561E3	72561E3
	680	25 x 45	1.82	1.36	210	350	205	340	42681E3	22681E3
	680	30 x 30	1.59	1.36	210	350	205	340	52681E3	72681E3
	680	35 x 25	1.44	1.36	210	350	205	340	62681E3	82681E3
	820	25 x 50	2.04	1.64	180	290	145	240	32821E3	12821E3
	820	30 x 35	1.83	1.64	180	290	145	240	42821E3	22821E3
	820	35 x 30	1.77	1.64	180	290	145	240	52821E3	72821E3
	1000	30 x 45	2.23	2.00	150	235	135	225	42102E3	22102E3
	1000	35 x 35	2.04	2.00	150	235	135	225	52102E3	72102E3
	1200	30 x 50	2.47	2.40	130	210	115	190	42122E3	22122E3
1200	35 x 35	2.07	2.40	130	210	115	190	52122E3	72122E3	
1500	35 x 45	2.56	3.00	100	170	95	155	52152E3	72152E3	
1800	35 x 50	2.80	3.60	90	150	80	130	52182E3	72182E3	
250	220	22 x 30	1.00	0.55	540	1080	420	700	43221E3	23221E3
	220	25 x 25	1.00	0.55	540	1080	420	700	53221E3	73221E3
	270	22 x 35	1.07	0.67	440	880	335	560	43271E3	23271E3
	270	25 x 30	1.08	0.67	440	880	335	560	53271E3	73271E3
	270	30 x 25	1.08	0.67	440	880	335	560	63271E3	83271E3
	330	22 x 40	1.20	0.82	360	720	255	430	33331E3	13331E3
	330	25 x 30	1.21	0.82	360	720	255	430	43331E3	23331E3
	330	30 x 25	1.19	0.82	360	720	255	430	53331E3	73331E3
	390	25 x 35	1.39	0.97	330	610	245	410	43391E3	23391E3
	390	30 x 30	1.41	0.97	330	610	245	410	53391E3	73391E3
	470	25 x 40	1.58	1.17	270	505	240	400	33471E3	13471E3
	470	30 x 30	1.57	1.17	270	505	240	400	43471E3	23471E3
	470	35 x 25	1.37	1.17	270	505	240	400	53471E3	73471E3
	560	25 x 45	1.78	1.40	230	425	185	310	43561E3	23561E3
	560	30 x 35	1.71	1.40	230	425	185	310	53561E3	73561E3
	560	35 x 30	1.67	1.40	230	425	185	310	63561E3	83561E3
	680	30 x 40	1.93	1.70	210	350	155	260	43681E3	23681E3
	680	35 x 35	1.92	1.70	210	350	155	260	53681E3	73681E3
	820	30 x 45	2.16	2.05	180	290	125	210	43821E3	23821E3
	820	35 x 35	1.97	2.05	180	290	125	210	53821E3	73821E3
820	35 x 40	2.16	2.05	180	290	125	210	63821E3	83821E3	
1000	35 x 40	2.22	2.50	140	235	105	180	53102E3	73102E3	
1000	35 x 45	2.41	2.50	140	235	105	180	63102E3	83102E3	
1200	35 x 45	2.46	3.00	130	200	95	160	43122E3	23122E3	
1200	35 x 50	2.65	3.00	130	200	95	160	53122E3	73122E3	

Note

⁽¹⁾ ESR at 120 Hz is approximately 0.95 x ESR 100 Hz



ELECTRICAL DATA AND ORDERING INFORMATION										
U _R (V)	C _R 100 Hz (μF)	NOMINAL CASE SIZE Ø D x L (mm)	I _R 120 Hz 105 °C (A)	I _{L5} 5 min (mA)	TYP. ESR 100 Hz ⁽¹⁾ (mΩ)	MAX. ESR 100 Hz ⁽¹⁾ (mΩ)	TYP. Z 10 kHz (mΩ)	MAX. Z 10 kHz (mΩ)	ORDERING CODE MAL2159.....	
									2-TERM.	3-TERM.
400	68	22 x 25	0.51	0.27	1600	3200	1170	1950	56689E3	76689E3
	82	22 x 30	0.60	0.33	1200	2400	910	1520	46829E3	26829E3
	82	25 x 25	0.60	0.33	1200	2400	910	1520	56829E3	26829E3
	100	22 x 35	0.69	0.40	990	1980	740	1240	46101E3	76101E3
	100	25 x 30	0.70	0.40	990	1980	740	1240	56101E3	76101E3
	120	22 x 35	0.76	0.48	800	1600	660	1100	46121E3	26121E3
	120	25 x 30	0.76	0.48	800	1600	660	1100	56121E3	76121E3
	120	30 x 25	0.77	0.48	800	1600	660	1100	66121E3	86121E3
	150	22 x 40	0.86	0.60	700	1400	510	860	36151E3	16151E3
	150	25 x 35	0.89	0.60	700	1400	510	860	46151E3	26151E3
	150	30 x 30	0.92	0.60	700	1400	510	860	56151E3	76151E3
	180	25 x 40	1.01	0.72	590	1170	420	700	36181E3	16181E3
	180	30 x 30	0.99	0.72	590	1170	420	700	46181E3	26181E3
	180	35 x 25	0.96	0.72	590	1170	420	700	56181E3	76181E3
	220	25 x 45	1.15	0.88	470	940	350	590	46221E3	26221E3
	220	30 x 35	1.15	0.88	470	940	350	590	56221E3	76221E3
	220	35 x 30	1.14	0.88	470	940	350	590	66221E3	86221E3
	270	25 x 50	1.31	1.08	380	760	330	550	46271E3	26271E3
	270	30 x 40	1.30	1.08	380	760	330	550	56271E3	76271E3
	270	35 x 30	1.21	1.08	380	760	330	550	66271E3	86271E3
330	30 x 45	1.47	1.32	320	640	270	450	56331E3	76331E3	
330	35 x 35	1.40	1.32	320	640	270	450	66331E3	86331E3	
390	30 x 50	1.63	1.56	270	540	240	410	46391E3	26391E3	
390	35 x 40	1.57	1.56	270	540	240	410	56391E3	76391E3	
470	35 x 45	1.72	1.88	230	450	200	330	56471E3	76471E3	
560	35 x 50	1.84	2.24	210	420	170	280	56561E3	76561E3	
680	35 x 60	2.24	2.72	180	350	130	230	56681E3	76681E3	
450	56	22 x 25	0.48	0.25	1600	3200	1120	1880	57569E3	77569E3
	68	22 x 30	0.56	0.30	1200	2400	910	1530	47689E3	27689E3
	68	25 x 25	0.56	0.30	1200	2400	910	1530	57689E3	77689E3
	82	22 x 35	0.64	0.36	1100	2200	770	1290	57829E3	77829E3
	100	22 x 40	0.74	0.45	900	1800	630	1050	37101E3	17101E3
	100	25 x 30	0.71	0.45	900	1800	630	1050	47101E3	27101E3
	100	30 x 25	0.73	0.45	900	1800	630	1050	57101E3	77101E3
	120	25 x 35	0.82	0.54	750	1500	530	885	57121E3	77121E3
	150	25 x 40	0.95	0.67	600	1200	420	705	47151E3	27151E3
	150	30 x 30	0.93	0.67	600	1200	420	705	57151E3	77151E3
	150	35 x 25	0.91	0.67	600	1200	420	705	67151E3	87151E3
	180	25 x 45	1.07	0.81	500	1000	360	605	47181E3	27181E3
	180	30 x 35	1.06	0.81	500	1000	360	605	57181E3	77181E3
	220	30 x 40	1.21	0.99	370	740	310	525	47221E3	27221E3
	220	35 x 30	1.14	0.99	370	740	310	525	57221E3	77221E3
	270	30 x 45	1.37	1.21	350	700	270	450	47271E3	27271E3
	270	35 x 35	1.32	1.21	350	700	270	450	57271E3	77271E3
	330	30 x 50	1.54	1.48	300	600	230	390	47331E3	27331E3
	330	35 x 40	1.49	1.48	300	600	230	390	57331E3	77331E3
	390	35 x 45	1.61	1.75	250	500	200	340	57391E3	77391E3
470	35 x 40	1.90	1.50	210	300	115	190	90103E3D	-	
470	35 x 50	1.72	2.11	210	420	170	290	57471E3	77471E3	
560	35 x 60	2.11	2.52	190	380	140	240	57561E3	77561E3	

Note

⁽¹⁾ ESR at 120 Hz is approximately 0.95 x ESR 100 Hz



ELECTRICAL DATA AND ORDERING INFORMATION										
U _R (V)	C _R 100 Hz (μF)	NOMINAL CASE SIZE Ø D x L (mm)	I _R 120 Hz 105 °C (A)	I _{L5} 5 min (mA)	TYP. ESR 100 Hz ⁽¹⁾ (mΩ)	MAX. ESR 100 Hz ⁽¹⁾ (mΩ)	TYP. Z 10 kHz (mΩ)	MAX. Z 10 kHz (mΩ)	ORDERING CODE MAL2159.....	
									2-TERM.	3-TERM.
500	68	22 x 30	0.60	0.072	1220	1630	850	1110	59689E3	79689E3
	82	22 x 35	0.69	0.086	1010	1350	700	920	59829E3	79829E3
	100	25 x 35	0.80	0.104	830	1110	580	760	59101E3	79101E3
	120	25 x 40	0.91	0.124	700	930	490	640	59121E3	79121E3
	150	25 x 45	1.08	0.154	560	750	390	510	59151E3	79151E3
	150	30 x 35	1.06	0.154	590	780	420	550	49151E3	69151E3
	180	30 x 35	1.13	0.184	480	640	350	450	59181E3	79181E3
	220	30 x 40	1.30	0.224	400	530	280	370	59221E3	79221E3
	270	30 x 50	1.58	0.274	320	430	230	300	59271E3	79271E3
	330	35 x 45	1.74	0.334	290	380	210	270	49331E3	69331E3
	390	35 x 50	1.94	0.394	230	310	170	220	59391E3	79391E3
	470	35 x 55	2.15	0.474	200	260	150	190	59471E3	79471E3

Note

⁽¹⁾ ESR at 120 Hz is approximately 0.95 x ESR 100 Hz

ADDITIONAL ELECTRICAL DATA		
PARAMETER	CONDITIONS	VALUE
Voltage		
Surge voltage	≥ 400 V versions	U _s = 1.1 x U _R
	≤ 250 V versions	U _s = 1.15 x U _R
Reverse voltage		≤ 1 V
Current		
Leakage current	After 5 min at U _R	I _{L5} ≤ 0.01 C _R x U _R
Inductance		
Equivalent series inductance (ESL)	All case sizes	Typ. 19 nH
		Max. 25 nH



RIPPLE CURRENT AND USEFUL LIFE

MGA 454

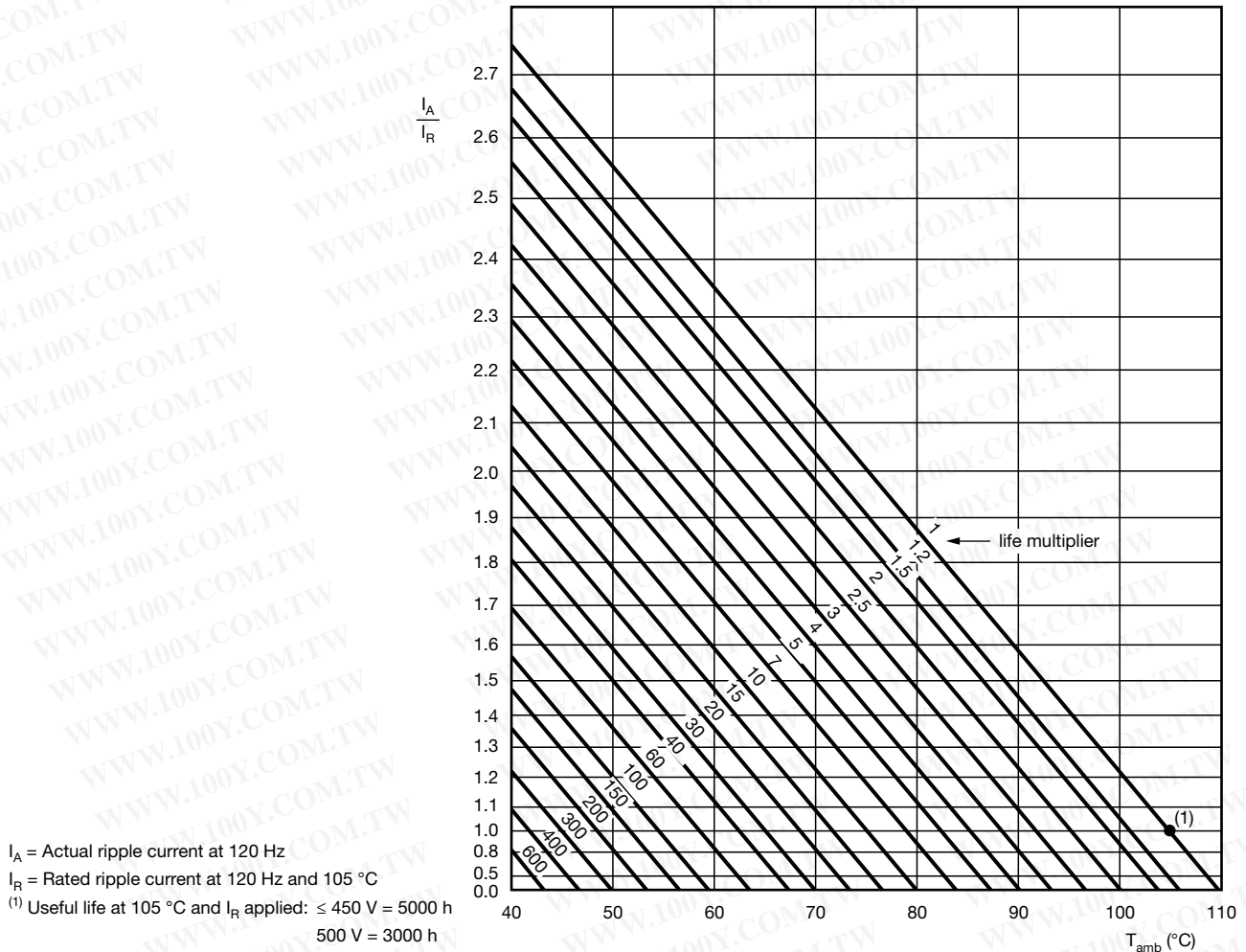


Fig. 6 - Multiplier of useful life as a function of ambient temperature and ripple current load

Table 3

MULTIPLIER OF RIPPLE CURRENT (I_R) AS A FUNCTION OF FREQUENCY	
FREQUENCY (Hz)	I_R MULTIPLIER
50	0.90
100	0.95
120	1.00
200	1.15
1000	1.30
≥ 10 000	1.40



Table 4

TEST PROCEDURES AND REQUIREMENTS			
TEST		PROCEDURE (quick reference)	REQUIREMENTS
NAME OF TEST	REFERENCE		
Endurance	IEC 60384-4/ EN130300 subclause 4.13	$T_{amb} = 105\text{ }^{\circ}\text{C}$; U_R applied; 2000 h	$\Delta C/C: \pm 15\%$ $ESR \leq 1.3 \times \text{spec. limit}$ $I_{L5} \leq \text{spec. limit}$
Load life		$T_{amb} = 105\text{ }^{\circ}\text{C}$; U_R and I_R applied; 2000 h	$\Delta C/C: \pm 20\%$ $ESR \leq 2 \times \text{spec. limit}$ $I_{L5} \leq \text{spec. limit}$
Useful life	CECC 30301 subclause 1.8.1	$T_{amb} = 105\text{ }^{\circ}\text{C}$; U_R and I_R applied; $\leq 450\text{ V} = 5000\text{ h}$, $500\text{ V} = 3000\text{ h}$	$\Delta C/C: \pm 30\%$ $ESR \leq 3 \times \text{spec. limit}$ $I_{L5} \leq \text{spec. limit}$ total failure percentage: $\leq 3\%$
Shelf life (storage at high temperature)	IEC 60384-4/ EN130300 subclause 4.17	$T_{amb} = 105\text{ }^{\circ}\text{C}$; no voltage applied; 1000 h after test: U_R to be applied for 30 min, 24 h to 48 h before measurement	$\Delta C/C: \pm 15\%$ $ESR \leq 1.5 \times \text{spec. limit}$ $I_{L5} \leq \text{spec. limit}$



Disclaimer

ALL PRODUCT, PRODUCT SPECIFICATIONS AND DATA ARE SUBJECT TO CHANGE WITHOUT NOTICE TO IMPROVE RELIABILITY, FUNCTION OR DESIGN OR OTHERWISE.

Vishay Intertechnology, Inc., its affiliates, agents, and employees, and all persons acting on its or their behalf (collectively, "Vishay"), disclaim any and all liability for any errors, inaccuracies or incompleteness contained in any datasheet or in any other disclosure relating to any product.

Vishay makes no warranty, representation or guarantee regarding the suitability of the products for any particular purpose or the continuing production of any product. To the maximum extent permitted by applicable law, Vishay disclaims (i) any and all liability arising out of the application or use of any product, (ii) any and all liability, including without limitation special, consequential or incidental damages, and (iii) any and all implied warranties, including warranties of fitness for particular purpose, non-infringement and merchantability.

Statements regarding the suitability of products for certain types of applications are based on Vishay's knowledge of typical requirements that are often placed on Vishay products in generic applications. Such statements are not binding statements about the suitability of products for a particular application. It is the customer's responsibility to validate that a particular product with the properties described in the product specification is suitable for use in a particular application. Parameters provided in datasheets and/or specifications may vary in different applications and performance may vary over time. All operating parameters, including typical parameters, must be validated for each customer application by the customer's technical experts. Product specifications do not expand or otherwise modify Vishay's terms and conditions of purchase, including but not limited to the warranty expressed therein.

Except as expressly indicated in writing, Vishay products are not designed for use in medical, life-saving, or life-sustaining applications or for any other application in which the failure of the Vishay product could result in personal injury or death. Customers using or selling Vishay products not expressly indicated for use in such applications do so at their own risk. Please contact authorized Vishay personnel to obtain written terms and conditions regarding products designed for such applications.

No license, express or implied, by estoppel or otherwise, to any intellectual property rights is granted by this document or by any conduct of Vishay. Product names and markings noted herein may be trademarks of their respective owners.

Material Category Policy

Vishay Intertechnology, Inc. hereby certifies that all its products that are identified as RoHS-Compliant fulfill the definitions and restrictions defined under Directive 2011/65/EU of The European Parliament and of the Council of June 8, 2011 on the restriction of the use of certain hazardous substances in electrical and electronic equipment (EEE) - recast, unless otherwise specified as non-compliant.

Please note that some Vishay documentation may still make reference to RoHS Directive 2002/95/EC. We confirm that all the products identified as being compliant to Directive 2002/95/EC conform to Directive 2011/65/EU.

Vishay Intertechnology, Inc. hereby certifies that all its products that are identified as Halogen-Free follow Halogen-Free requirements as per JEDEC JS709A standards. Please note that some Vishay documentation may still make reference to the IEC 61249-2-21 definition. We confirm that all the products identified as being compliant to IEC 61249-2-21 conform to JEDEC JS709A standards.

勝特力材料 886-3-5753170
勝特力电子(上海) 86-21-34970699
勝特力电子(深圳) 86-755-83298787
[Http://www.100y.com.tw](http://www.100y.com.tw)