

ALUMINUM ELECTROLYTIC CAPACITORS

nichicon


KT For General Audio Equipment,
Wide Temperature Range.
series



Upgrade

- 105°C standard for audio equipment.
- Compliant to the RoHS directive (2002/95/EC).

KT

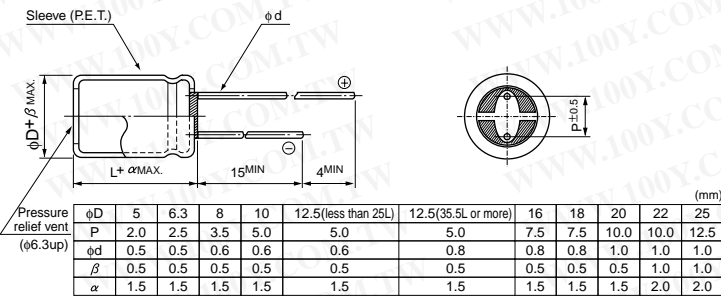


Specifications

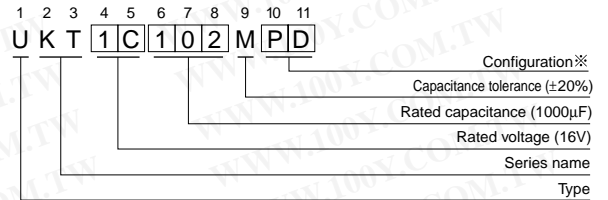
Item	Performance Characteristics							
Category Temperature Range	-55 to +105°C							
Rated Voltage Range	6.3 to 50V							
Rated Capacitance Range	0.1 to 33000µF							
Capacitance Tolerance	±20% at 120Hz, 20°C							
Leakage Current	After 1 minute's application of rated voltage, leakage current is not more than 0.03CV or 4 (µA), whichever is greater. After 2 minutes' application of rated voltage, leakage current is not more than 0.01CV or 3 (µA), whichever is greater.							
Tangent of loss angle (tan δ)	Rated voltage (V)	6.3 10 16 25 35 50						
	tan δ (MAX.)	0.30 0.26 0.22 0.18 0.16 0.14						
For capacitance of more than 1000µF, add 0.02 for every increase of 1000µF								
Stability at Low Temperature	Rated voltage (V)	6.3 10 16 25 35 50						
	Impedance ratio Z / Z20 (MAX.)	Z-25°C / Z+20°C: 5 4 3 2 2 2 Z-40°C / Z+20°C: 10 8 6 4 3 3						
Endurance	The specifications listed at right shall be met when the capacitors are restored to 20°C after the rated voltage is applied for 1000 hours at 105°C.	<table border="1"> <tr> <td>Capacitance change</td> <td>Within ±20% of the initial capacitance value</td> </tr> <tr> <td>tan δ</td> <td>200% or less than the initial specified value</td> </tr> <tr> <td>Leakage current</td> <td>Less than or equal to the initial specified value</td> </tr> </table>	Capacitance change	Within ±20% of the initial capacitance value	tan δ	200% or less than the initial specified value	Leakage current	Less than or equal to the initial specified value
Capacitance change	Within ±20% of the initial capacitance value							
tan δ	200% or less than the initial specified value							
Leakage current	Less than or equal to the initial specified value							
Shelf Life	After storing the capacitors under no load at 105°C for 1000 hours and then performing voltage treatment based on JIS C 5101-4 clause 4.1 at 20°C, they shall meet the specified values for the endurance characteristics listed above.							
Marking	Printed with black color letter on purl blue sleeve.							

勝特力材料 886-3-5753170
勝特力电子(上海) 86-21-34970699
勝特力电子(深圳) 86-755-83298787
[Http://www.100y.com.tw](http://www.100y.com.tw)

Radial Lead Type



Type numbering system (Example : 16V 1000µF)



φ D	Pb-free leadwire Pb-free PET sleeve
5	DD
6.3	ED
8 - 10	PD
12.5 to 18	HD
20 to 25	RD

Dimensions

• Please refer to page 20 about the end seal configuration.

Cap.(µF)	code	6.3		10		16		25		35		50	
		OJ		1A		1C		1E		1V		1H	
0.1	OR1											5 × 11	1.3
0.22	R22											5 × 11	2.9
0.33	R33											5 × 11	4.3
0.47	R47											5 × 11	7.0
1	O10											5 × 11	13
2.2	2R2											5 × 11	20
3.3	3R3											5 × 11	25
4.7	4R7											5 × 11	30
10	100							5 × 11	35	5 × 11	36	5 × 11	46
22	220	5 × 11	45	5 × 11	45	5 × 11	54	5 × 11	58	5 × 11	61	5 × 11	68
33	330	5 × 11	55	5 × 11	58	5 × 11	65	5 × 11	68	5 × 11	75	5 × 11	90
47	470	5 × 11	65	5 × 11	68	5 × 11	79	5 × 11	83	5 × 11	93	6.3 × 11	115
100	101	5 × 11	95	5 × 11	105	5 × 11	115	6.3 × 11	140	6.3 × 11	150	8 × 11.5	190
220	221	6.3 × 11	160	6.3 × 11	175	6.3 × 11	190	8 × 11.5	240	8 × 11.5	260	10 × 12.5	300
330	331	6.3 × 11	195	8 × 11.5	240	8 × 11.5	265	8 × 11.5	290	10 × 12.5	350	10 × 16	410
470	471	8 × 11.5	270	8 × 11.5	280	8 × 11.5	315	10 × 12.5	380	10 × 16	460	12.5 × 20	530
1000	102	10 × 12.5	420	10 × 16	500	10 × 16	560	10 × 20	680	12.5 × 25	860	12.5 × 31.5	1040
2200	222	10 × 20	710	12.5 × 20	810	12.5 × 20	920	12.5 × 31.5	1200	12.5 × 40	1260	16 × 35.5	1470
3300	332	12.5 × 20	910	12.5 × 25	1050	12.5 × 31.5	1270	12.5 × 35.5	1400	16 × 35.5	1610	18 × 35.5	1770
4700	472	12.5 × 25	1120	12.5 × 35.5	1300	12.5 × 35.5	1480	16 × 31.5	1710	18 × 35.5	1910	20 × 40	2100
6800	682	12.5 × 35.5	1360	12.5 × 40	1570	16 × 31.5	1780	18 × 35.5	2040	20 × 40	2150	22 × 50	2500
10000	103	12.5 × 40	1650	16 × 35.5	1890	18 × 35.5	2060	20 × 40	2150	22 × 50	2650		
15000	153	16 × 35.5	2010	18 × 40	2400	20 × 40	2430	22 × 50	2750				
22000	223	18 × 40	2350	22 × 40	2650	22 × 50	3000					Case size φD×L (mm)	Rated ripple
33000	333	22 × 50	2800	25 × 50	2880								

Frequency coefficient of rated ripple current

Cap.(µF)	Frequency	50Hz	120Hz	300Hz	1kHz	10kHz or more
Less than 47		0.75	1.00	1.35	1.57	2.00
100 to 470		0.80	1.00	1.23	1.34	1.50
1000 to 33000		0.85	1.00	1.10	1.13	1.15

Rated ripple current (mA rms) at 105°C 120Hz

Please refer to page 20, 21, 22 about the formed or taped product spec.
Please refer to page 4 for the minimum order quantity.

CAT.8100Y