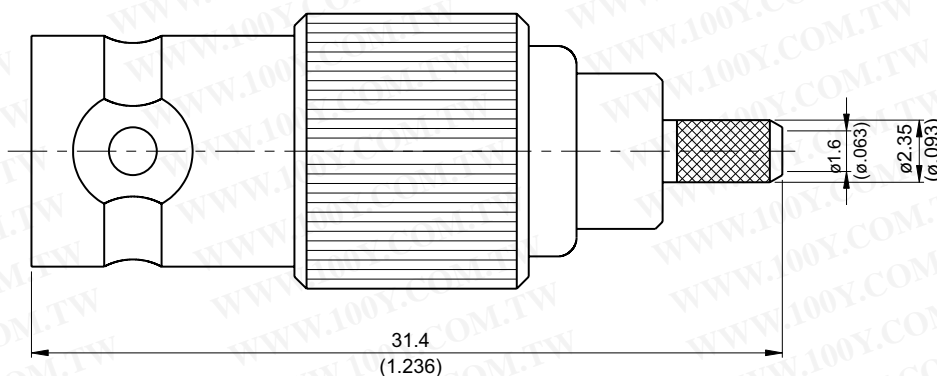


BNC8100-0316

BNC Jack Crimp

50Ω



Parts	Material	Plating (Micro-inch)
Ferrule	Brass	Tin-Zinc-Copper-Alloy 100 Over Copper 50
Barrel	Brass	Tin-Zinc-Copper-Alloy 100 Over Copper 50
Insulator	Teflon	
Contact Pin	Phosphor Bronze	Gold 3 Over Nickel 50 Over Copper 50
Body	Brass	Tin-Zinc-Copper-Alloy 100 Over Copper 50

Weight: 10.46 g

Suitable Cables: RG174, RG188, RG316, RG316-E, RG316-FEP

This part number complies with RoHS.

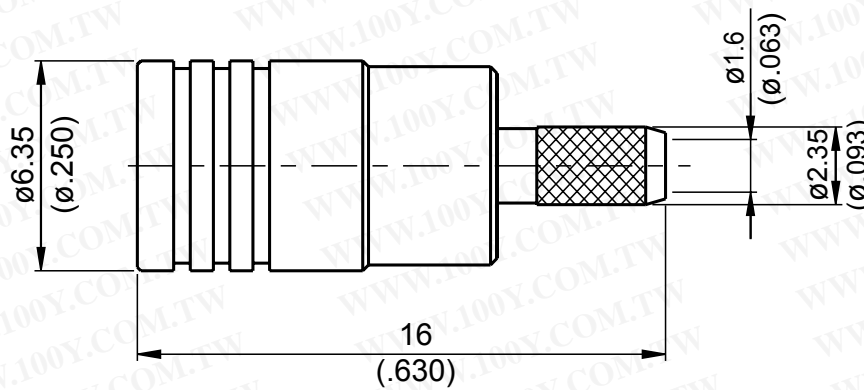
Notice: JYEBAO reserves the right to make modifications deemed appropriate.

勝特力材料 886-3-5753170
 勝特力电子(上海) 86-21-34970699
 勝特力电子(深圳) 86-755-83298787
 Http://www.100y.com.tw

SMB3100-0316

SMB Plug Crimp

50Ω



Parts	Material	Plating (Micro-inch)
Ferrule	Brass	Gold 5 Over Nickel 50 Over Copper 50
Contact Pin	Beryllium Copper	Gold 20 Over Nickel 50 Over Copper 50
Retainer Ring	Beryllium Copper	Tin-Zinc-Copper-Alloy 100 Over Copper 50
Insulator	Teflon	
Body	Brass	Gold 5 Over Nickel 50 Over Copper 50

Weight: 2.12 g

Suitable Cables: RG174, RG188, RG316, RG316-E, RG316-FEP

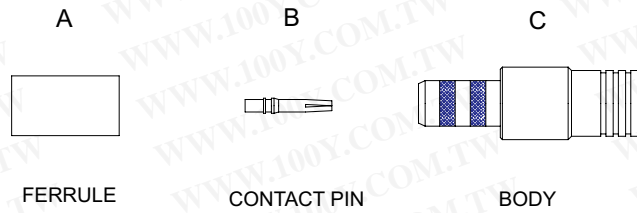
This part number complies with RoHS.

Notice: JYBAO reserves the right to make modifications deemed appropriate.

CABLE ASSEMBLY INSTRUCTION

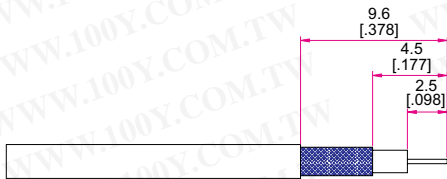
SMB3100-0316

JYE BAO CO., LTD.

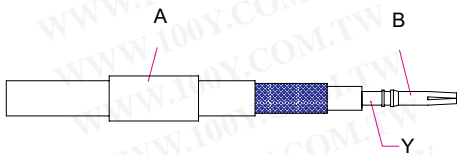


DIAGRAM

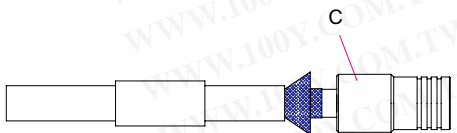
ASSEMBLY INSTRUCTION



Step 1: STRIP AS SHOWN.



Step 2: SLIDE FERRULE "A" OVER CABLE.
 Step 3: PUT PIN "B" ON CENTER CONDUCTOR AND CRIMP IN "Y".



Step 4: LOOSEN BRAIDING AND SLIDE CONNECTOR "C" IN PLACE.



Step 5: SLIDE FERRULE "A" TOWARDS THE CONNECTOR "C" AND CRIMP.

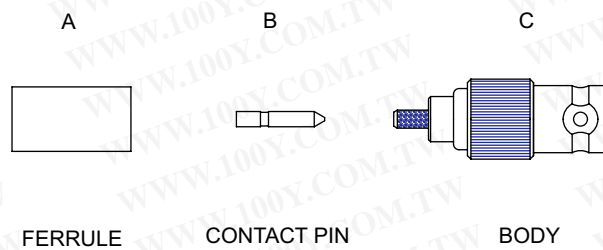
This part number complies with RoHS.

Notice: JYEBAO reserves the right to make modifications deemed appropriate.

CABLE ASSEMBLY INSTRUCTION

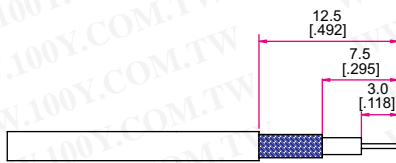
BNC8100-0316

JYE BAO CO., LTD.

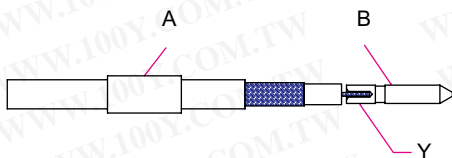


DIAGRAM

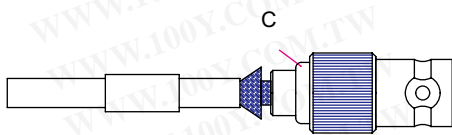
ASSEMBLY INSTRUCTION



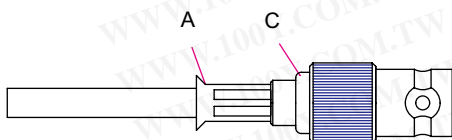
Step 1: STRIP AS SHOWN.



Step 2: SLIDE FERRULE "A" OVER CABLE.
 Step 3: PUT PIN "B" ON CENTER CONDUCTOR AND CRIMP IN "Y".



Step 4: LOOSEN BRAIDING AND SLIDE CONNECTOR "C" IN PLACE.



Step 5: SLIDE FERRULE "A" TOWARDS THE CONNECTOR AND CRIMP.

勝特力材料 886-3-5753170

勝特力电子(上海) 86-21-34970699

勝特力电子(深圳) 86-755-83298787

Http://www.100y.com.tw

RG TYPE COAXIAL CABLE		RG316	
DIMENSIONS			
Center Conductor Diameter			
(inch)			0.02
(mm)			0.51
Dielectric Diameter			
(inch)			0.06
(mm)			1.52
Braid Diameter			
(inch)			0.078
(mm)			1.98
Jacket			
(inch)			0.098
(mm)			2.49
MATERIAL SPECIFICATIONS			
Jacket			FEP
Braid			SPC (Single Braid)
Dielectric			PTFE
Center Conductor			7/0067 SPCW
ELECTRICAL CHARACTERISTICS			
Impedance			50 Ohm
Capacitance (Nominal)			
(pF/ft)			32
(pF/m)			105
Maximum Working Voltage			900
Max. Cond. Resistance			
(Ohms/100Ft)			8.41
(Ohms/100m)			27.6
Corona Extinction Voltage			
(K VRMS)			1.2
Min. Dielectric Strength			
(KV RMS)			2
Max. Attenuation (dB/100Ft)	Attenuation	Power	
Max Power (Watts)			
100MHz	11	430	
400MHz	21	240	
1GHZ	38	160	
2.4GHZ	55.4	90	
5GHz	/	57	
10GHz	/	30	
MECHANICAL CHARACTERISTICS			
Max. Operating Temperature (°C)			-55/+200
Min. Bend Radius			
(inch)			0.5
(mm)			12.7
Weight			
(g/Ft)			4.5
(g/M)			15

This part number complies with RoHS.

Notice: JYBAO reserves the right to make modifications deemed appropriate.