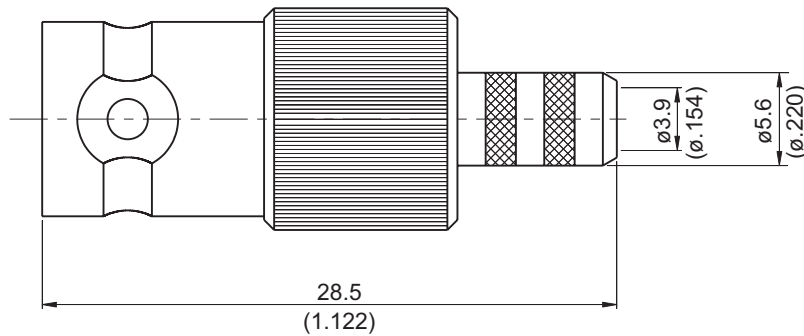


勝特力電材超市-龍山店 886-3-5773766  
 勝特力電材超市-光復店 886-3-5729570  
 勝特力電子(上海) 86-21-34970699  
 勝特力電子(深圳) 86-755-83298787  
<http://www.100y.com.tw>

BNC8100-0059

**BNC jack crimp**  
For RG59; 600MHz VSWR 1.2

75Ω



| Parts      | Material        | Plating (Micro-inch)                                  |
|------------|-----------------|---|
| Ferrule    | Brass           | Tin-Zinc-Copper-Alloy 100 Over Copper 50              |
| Center Pin | Phosphor Bronze | Gold 4 Over Nickel-Phosphorus Alloy 80 Over Copper 20 |
| Insulator  | Teflon          |   |
| Body       | Brass           | Tin-Zinc-Copper-Alloy 100 Over Copper 50              |

Weight: 9.41 g

Suitable Cables: RG59

This part number complies with RoHS.

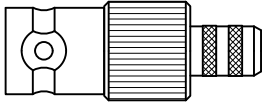
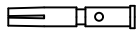

Notice: JYBAO reserves the right to make modifications deemed appropriate.

| BNC   | BNC8100-0059                         |                                 |                     |                           |                                      |                     |                         |                |                                      |                       |           |                                    |         |                                    |       |  |            |                                |           |
|---|--------------------------------------|---------------------------------|---------------------|---------------------------|--------------------------------------|---------------------|-------------------------|----------------|--------------------------------------|-----------------------|-----------|------------------------------------|---------|------------------------------------|-------|--|------------|--------------------------------|-----------|
| <div data-bbox="167 344 568 389" style="border: 1px solid black; padding: 2px;">Interface</div> MIL-STD-348B  |                                      |                                 |                     |                           |                                      |                     |                         |                |                                      |                       |           |                                    |         |                                    |       |  |            |                                |           |
| <div data-bbox="167 512 568 557" style="border: 1px solid black; padding: 2px;">Electrical Data</div> <table border="0" style="width: 100%;"> <tr> <td style="width: 50%;">Impedance</td> <td style="width: 50%;">75Ω</td> </tr> <tr> <td>Frequency range</td> <td>DC to 600MHz</td> </tr> <tr> <td>VSWR</td> <td>≦ 1.2 (DC to 600MHz)</td> </tr> <tr> <td>Insertion loss</td> <td>≦ 0.1 x √f(GHz)dB</td> </tr> <tr> <td>Insulation resistance</td> <td>≧ 5000MΩ</td> </tr> <tr> <td>Contact resistance inner conductor</td> <td>≦ 1.5mΩ</td> </tr> <tr> <td>Contact resistance outer conductor</td> <td>≦ 1mΩ</td> </tr> <tr> <td>Dielectric withstanding Voltage (at sea level)</td> <td>1500 V rms</td> </tr> <tr> <td>Working voltage (at sea level)</td> <td>500 V rms</td> </tr> </table> |                                      | Impedance                       | 75Ω                 | Frequency range           | DC to 600MHz                         | VSWR                | ≦ 1.2 (DC to 600MHz)    | Insertion loss | ≦ 0.1 x √f(GHz)dB                    | Insulation resistance | ≧ 5000MΩ  | Contact resistance inner conductor | ≦ 1.5mΩ | Contact resistance outer conductor | ≦ 1mΩ | Dielectric withstanding Voltage (at sea level) | 1500 V rms | Working voltage (at sea level) | 500 V rms |
| Impedance   | 75Ω                                  |                                 |                     |                           |                                      |                     |                         |                |                                      |                       |           |                                    |         |                                    |       |  |            |                                |           |
| Frequency range   | DC to 600MHz                         |                                 |                     |                           |                                      |                     |                         |                |                                      |                       |           |                                    |         |                                    |       |  |            |                                |           |
| VSWR  | ≦ 1.2 (DC to 600MHz)                 |                                 |                     |                           |                                      |                     |                         |                |                                      |                       |           |                                    |         |                                    |       |  |            |                                |           |
| Insertion loss  | ≦ 0.1 x √f(GHz)dB                    |                                 |                     |                           |                                      |                     |                         |                |                                      |                       |           |                                    |         |                                    |       |  |            |                                |           |
| Insulation resistance   | ≧ 5000MΩ                             |                                 |                     |                           |                                      |                     |                         |                |                                      |                       |           |                                    |         |                                    |       |  |            |                                |           |
| Contact resistance inner conductor  | ≦ 1.5mΩ                              |                                 |                     |                           |                                      |                     |                         |                |                                      |                       |           |                                    |         |                                    |       |  |            |                                |           |
| Contact resistance outer conductor  | ≦ 1mΩ                                |                                 |                     |                           |                                      |                     |                         |                |                                      |                       |           |                                    |         |                                    |       |  |            |                                |           |
| Dielectric withstanding Voltage (at sea level)  | 1500 V rms                           |                                 |                     |                           |                                      |                     |                         |                |                                      |                       |           |                                    |         |                                    |       |  |            |                                |           |
| Working voltage (at sea level)  | 500 V rms                            |                                 |                     |                           |                                      |                     |                         |                |                                      |                       |           |                                    |         |                                    |       |  |            |                                |           |
| <div data-bbox="167 1055 568 1099" style="border: 1px solid black; padding: 2px;">Mechanical Data</div> <table border="0" style="width: 100%;"> <tr> <td style="width: 50%;">Recommended coupling nut torque</td> <td style="width: 50%;">0.6 to 2.5 inch lbs</td> </tr> <tr> <td>Contact captivation-axial</td> <td>≧ 6.1 lbs</td> </tr> <tr> <td>Durability (mating)</td> <td>≧ 500</td> </tr> </table>   |                                      | Recommended coupling nut torque | 0.6 to 2.5 inch lbs | Contact captivation-axial | ≧ 6.1 lbs                            | Durability (mating) | ≧ 500                   |                |                                      |                       |           |                                    |         |                                    |       |  |            |                                |           |
| Recommended coupling nut torque   | 0.6 to 2.5 inch lbs                  |                                 |                     |                           |                                      |                     |                         |                |                                      |                       |           |                                    |         |                                    |       |  |            |                                |           |
| Contact captivation-axial   | ≧ 6.1 lbs                            |                                 |                     |                           |                                      |                     |                         |                |                                      |                       |           |                                    |         |                                    |       |  |            |                                |           |
| Durability (mating)   | ≧ 500                                |                                 |                     |                           |                                      |                     |                         |                |                                      |                       |           |                                    |         |                                    |       |  |            |                                |           |
| <div data-bbox="167 1364 568 1408" style="border: 1px solid black; padding: 2px;">Environmental Data</div> <table border="0" style="width: 100%;"> <tr> <td style="width: 50%;">Temperature range</td> <td style="width: 50%;">-65°C to +165°C</td> </tr> <tr> <td>Thermal shock</td> <td>MIL-STD-202, Method 107, Condition B</td> </tr> <tr> <td>Moisture resistance</td> <td>MIL-STD-202, Method 106</td> </tr> <tr> <td>Corrosion</td> <td>MIL-STD-202, Method 101, Condition B</td> </tr> <tr> <td>RoHS</td> <td>Compliant</td> </tr> </table>   |                                      | Temperature range               | -65°C to +165°C     | Thermal shock             | MIL-STD-202, Method 107, Condition B | Moisture resistance | MIL-STD-202, Method 106 | Corrosion      | MIL-STD-202, Method 101, Condition B | RoHS                  | Compliant |                                    |         |                                    |       |  |            |                                |           |
| Temperature range   | -65°C to +165°C                      |                                 |                     |                           |                                      |                     |                         |                |                                      |                       |           |                                    |         |                                    |       |  |            |                                |           |
| Thermal shock   | MIL-STD-202, Method 107, Condition B |                                 |                     |                           |                                      |                     |                         |                |                                      |                       |           |                                    |         |                                    |       |  |            |                                |           |
| Moisture resistance   | MIL-STD-202, Method 106              |                                 |                     |                           |                                      |                     |                         |                |                                      |                       |           |                                    |         |                                    |       |  |            |                                |           |
| Corrosion   | MIL-STD-202, Method 101, Condition B |                                 |                     |                           |                                      |                     |                         |                |                                      |                       |           |                                    |         |                                    |       |  |            |                                |           |
| RoHS  | Compliant                            |                                 |                     |                           |                                      |                     |                         |                |                                      |                       |           |                                    |         |                                    |       |  |            |                                |           |
| <div data-bbox="167 1715 568 1760" style="border: 1px solid black; padding: 2px;">Tooling</div> <table border="0" style="width: 100%;"> <tr> <td style="width: 50%;">Crimping tool</td> <td style="width: 50%;">CRT-1 or CRT-2</td> </tr> <tr> <td>Crimp insert</td> <td>INSERT-E</td> </tr> </table>   |                                      | Crimping tool                   | CRT-1 or CRT-2      | Crimp insert              | INSERT-E                             |                     |                         |                |                                      |                       |           |                                    |         |                                    |       |  |            |                                |           |
| Crimping tool   | CRT-1 or CRT-2                       |                                 |                     |                           |                                      |                     |                         |                |                                      |                       |           |                                    |         |                                    |       |  |            |                                |           |
| Crimp insert  | INSERT-E                             |                                 |                     |                           |                                      |                     |                         |                |                                      |                       |           |                                    |         |                                    |       |  |            |                                |           |


Notice: JYEBAO reserves the right to make modifications deemed appropriate.

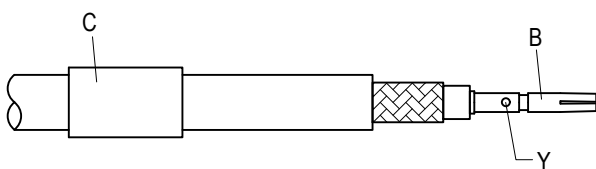
# CABLE ASSEMBLY INSTRUCTION

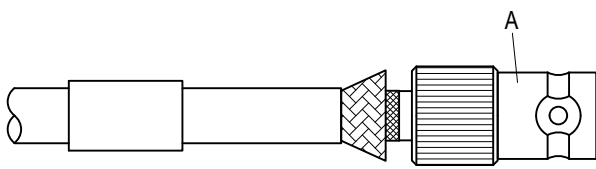
|              |      |            |     |   |
|--------------|------|------------|-----|---|
| BNC8100-0059 | DATE | 2017/02/02 | REV | — |
|--------------|------|------------|-----|---|

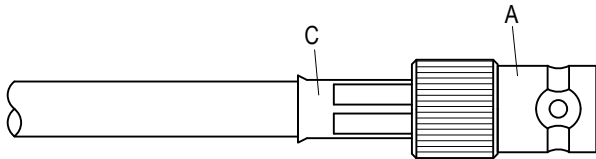
|  |   |   |
|--|---|---|
| <p>A</p>  <p style="text-align: center;">BODY</p> | <p>B</p>  <p style="text-align: center;">CONTACT PIN</p> | <p>C</p>  <p style="text-align: center;">FERRULE</p> |
|--|---|---|

| DIAGRAM | ASSEMBLY INSTRUCTION |
|---------|----------------------|
|---------|----------------------|

|  |                                |
|--|--------------------------------|
|  | <p>Step 1: STRIP AS SHOWN.</p> |
|--|--------------------------------|

|   |  |
|---|--|
|  | <p>Step 2: SLIDE FERRULE " C " OVER CABLE.<br/>         Step 3: PUT PIN " B " ON CENTER CONDUCTOR AND SOLDER OR CRIMP IN " Y ".<br/>         (USE SQUARE 1.6mm/0.063inch SECTION OF INSERT-E IF CRIMPED)</p> |
|---|--|

|   |  |
|---|--|
|  | <p>Step 4: LOOSEN BRAIDING AND SLIDE CONNECTOR " A " IN PLACE.</p> |
|---|--|

|   |  |
|---|--|
|  | <p>Step 5: SLIDE FERRULE " C " TOWARDS THE CONNECTOR " A " AND CRIMP.<br/>         (USE 6.5mm/0.256inch HEX SECTION OF INSERT-E)</p> |
|---|--|

This part number complies with RoHS.

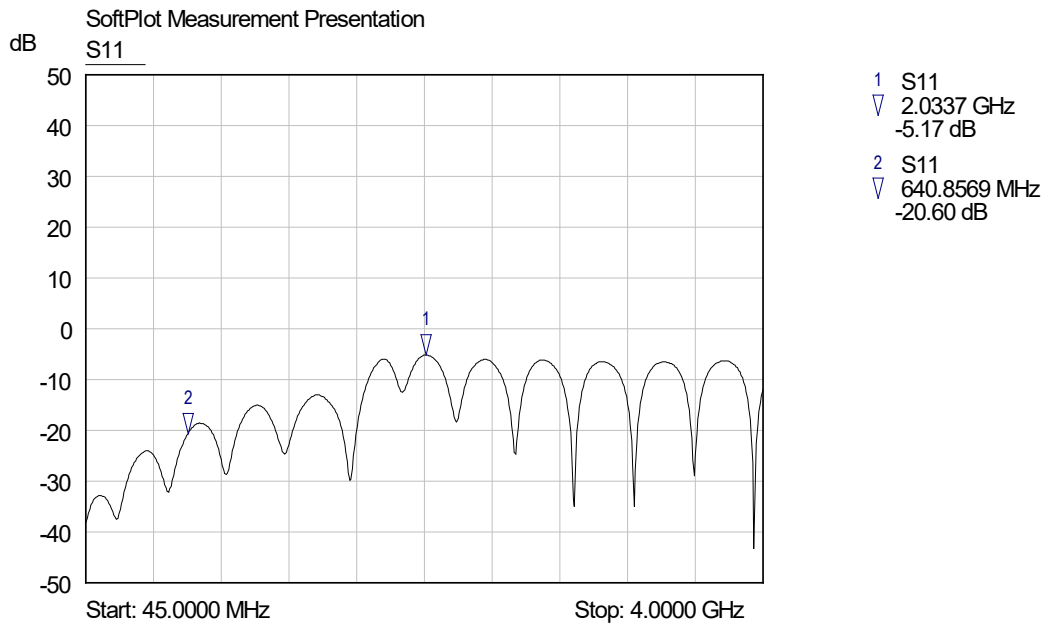
Notice: JYEBAO reserves the right to make modifications deemed appropriate.

|          |         |         |
|----------|---------|---------|
| APPROVED | CHECKED | DRAWING |
|----------|---------|---------|

*Albert*

# BNC8100-0059

S11



勝特力電材超市-龍山店 886-3-5773766  
勝特力電材超市-光復店 886-3-5729570  
勝特力電子(上海) 86-21-34970699  
勝特力電子(深圳) 86-755-83298787  
<http://www.100y.com.tw>