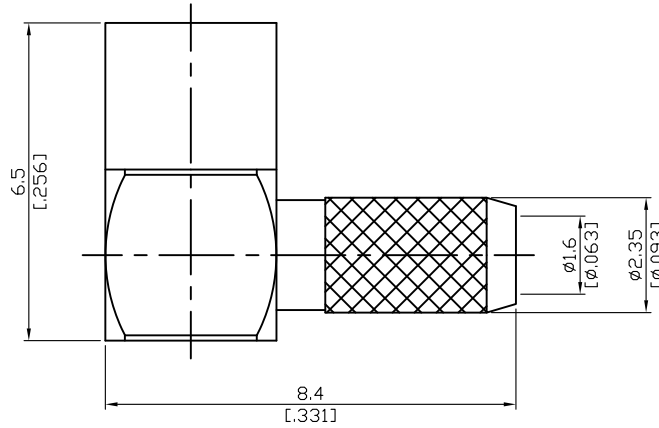


勝特力電材超市-龍山店 886-3-5773766
 勝特力電材超市-光復店 886-3-5729570
 勝特力电子(上海) 86-21-34970699
 勝特力电子(深圳) 86-755-83298787
<http://www.100y.com.tw>

MMCX8100D-9316

MMCX Jack Crimp Right Angle
 For RD316,RD316-FEP,RD316-LSFH; 2GHz VSWR 1.2 50Ω



Parts	Material	Plating (Micro-inch)
Ferrule	Copper	Gold 4 Over Nickel-Phosphorus Alloy 80 Over Copper 20
Cover	Brass	Gold 4 Over Nickel-Phosphorus Alloy 80 Over Copper 20
Contact Pin	P.Bronze	Gold 4 Over Nickel-Phosphorus Alloy 80 Over Copper 20
Insulator	Teflon	
Body	Brass	Gold 4 Over Nickel-Phosphorus Alloy 80 Over Copper 20

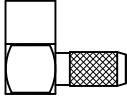




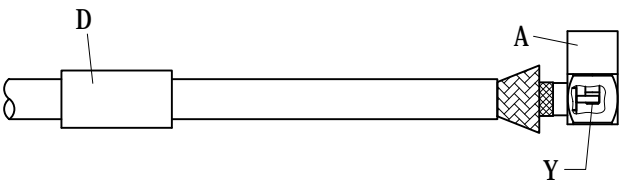


Suitable Cables: RD316,RD316-FEP,RD316-LSFH

This part number complies with RoHS.
 Notice: JYEBAO reserves the right to make modifications deemed appropriate.

MMCX	MMCX8100D-0316																		
<div data-bbox="169 349 571 394" style="border: 1px solid black; padding: 2px;">Interface</div> <p data-bbox="169 405 368 439">IEC 61169-52</p>																			
<div data-bbox="169 517 571 562" style="border: 1px solid black; padding: 2px;">Electrical Data</div> <table data-bbox="169 573 1150 981"> <tr> <td>Impedance</td> <td>50Ω</td> </tr> <tr> <td>Frequency range</td> <td>DC to 2GHz</td> </tr> <tr> <td>VSWR</td> <td>≦ 1.2 (DC to 2GHz)</td> </tr> <tr> <td>Insertion loss</td> <td>≦ 0.05 x √f(GHz) dB</td> </tr> <tr> <td>Insulation resistance</td> <td>≧ 10000MΩ</td> </tr> <tr> <td>Contact resistance inner conductor</td> <td>≦ 5mΩ</td> </tr> <tr> <td>Contact resistance outer conductor</td> <td>≦ 2.5mΩ</td> </tr> <tr> <td>Dielectric withstanding voltage (at sea level)</td> <td>500 V rms</td> </tr> <tr> <td>Working Voltage (at sea level)</td> <td>170 V rms</td> </tr> </table>		Impedance	50Ω	Frequency range	DC to 2GHz	VSWR	≦ 1.2 (DC to 2GHz)	Insertion loss	≦ 0.05 x √f(GHz) dB	Insulation resistance	≧ 10000MΩ	Contact resistance inner conductor	≦ 5mΩ	Contact resistance outer conductor	≦ 2.5mΩ	Dielectric withstanding voltage (at sea level)	500 V rms	Working Voltage (at sea level)	170 V rms
Impedance	50Ω																		
Frequency range	DC to 2GHz																		
VSWR	≦ 1.2 (DC to 2GHz)																		
Insertion loss	≦ 0.05 x √f(GHz) dB																		
Insulation resistance	≧ 10000MΩ																		
Contact resistance inner conductor	≦ 5mΩ																		
Contact resistance outer conductor	≦ 2.5mΩ																		
Dielectric withstanding voltage (at sea level)	500 V rms																		
Working Voltage (at sea level)	170 V rms																		
<div data-bbox="169 1104 571 1149" style="border: 1px solid black; padding: 2px;">Mechanical Data</div> <table data-bbox="169 1160 1038 1335"> <tr> <td>Engagement force</td> <td>≦ 3.4 lbs</td> </tr> <tr> <td>Disengagement force</td> <td>1.4 to 3.4 lbs</td> </tr> <tr> <td>Contact captivation-axial</td> <td>≧ 2.3 lbs</td> </tr> <tr> <td>Durability (mating)</td> <td>≧ 500</td> </tr> </table>		Engagement force	≦ 3.4 lbs	Disengagement force	1.4 to 3.4 lbs	Contact captivation-axial	≧ 2.3 lbs	Durability (mating)	≧ 500										
Engagement force	≦ 3.4 lbs																		
Disengagement force	1.4 to 3.4 lbs																		
Contact captivation-axial	≧ 2.3 lbs																		
Durability (mating)	≧ 500																		
<div data-bbox="169 1413 571 1458" style="border: 1px solid black; padding: 2px;">Environmental Data</div> <table data-bbox="169 1469 1422 1693"> <tr> <td>Temperature range</td> <td>-65°C to +165°C</td> </tr> <tr> <td>Thermal shock</td> <td>MIL-STD-202, Method 107, Condition F</td> </tr> <tr> <td>Moisture resistance</td> <td>MIL-STD-202, Method 106</td> </tr> <tr> <td>Corrosion</td> <td>MIL-STD-202, Method 101, Condition B</td> </tr> <tr> <td>RoHS</td> <td>Compliant</td> </tr> </table>		Temperature range	-65°C to +165°C	Thermal shock	MIL-STD-202, Method 107, Condition F	Moisture resistance	MIL-STD-202, Method 106	Corrosion	MIL-STD-202, Method 101, Condition B	RoHS	Compliant								
Temperature range	-65°C to +165°C																		
Thermal shock	MIL-STD-202, Method 107, Condition F																		
Moisture resistance	MIL-STD-202, Method 106																		
Corrosion	MIL-STD-202, Method 101, Condition B																		
RoHS	Compliant																		
<div data-bbox="169 1765 571 1809" style="border: 1px solid black; padding: 2px;">Tooling</div> <table data-bbox="169 1821 1094 1899"> <tr> <td>Crimping tool</td> <td>CRT-1 or CRT-2</td> </tr> <tr> <td>Crimp insert</td> <td>INSERT-A</td> </tr> </table>		Crimping tool	CRT-1 or CRT-2	Crimp insert	INSERT-A														
Crimping tool	CRT-1 or CRT-2																		
Crimp insert	INSERT-A																		

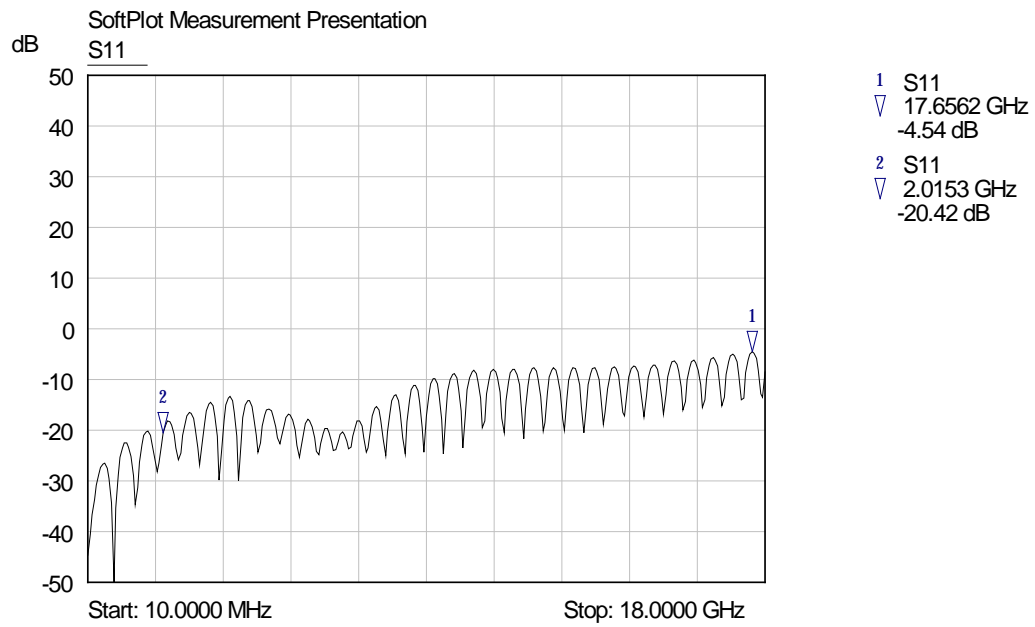
Notice: JYEBAO reserves the right to make modifications deemed appropriate.

CABLE ASSEMBLY INSTRUCTION

MMCX8100D-9316	DATE	2017/06/20	REV	—
A	B	C	D	
				
BODY	INSULATOR	COVER	FERRULE	
DIAGRAM		ASSEMBLY INSTRUCTION		
		<p>Step 1: STRIP AS SHOWN.</p>		
		<p>Step 2: SLIDE FERRULE " D " OVER CABLE. Step 3: WRAP THE BRAIDING UPWARDS. Step 4: SLIDE CENTER CONDUCTOR ON THE CONTACT PIN OF CONNECTOR " A " AND SOLDER IN " Y " .</p>		
		<p>Step 5: SLIDE FERRULE " D " TOWARDS THE CONNECTOR " A " AND CRIMP. (USE 3.3mm/0.130inch HEX SECTION OF INSERT-A)</p>		
		<p>Step 6: PRESS ON THE TOP OF " C " AND " B " WITH JIGS.</p>		
<p>This part number complies with RoHS. Notice: JYEBAO reserves the right to make modifications deemed appropriate.</p>				
APPROVED	CHECKED		DRAWING	<i>Albert</i>

MMCX8100D-9316

S11



勝特力電材超市-龍山店 886-3-5773766
勝特力電材超市-光復店 886-3-5729570
勝特力電子(上海) 86-21-34970699
勝特力電子(深圳) 86-755-83298787
<http://www.100y.com.tw>