

勝特力電材超市-龍山店 886-3-5773766

勝特力電材超市-光復店 886-3-5729570

勝特力电子(上海) 86-21-34970699

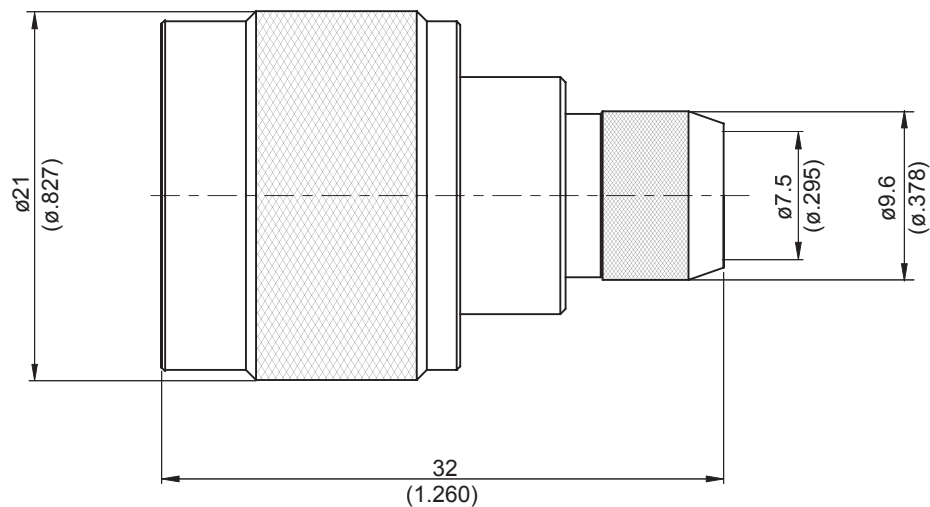
勝特力电子(深圳) 86-755-83298787

<http://www.100y.com.tw>

N3100-L400

N Plug Crimp

50Ω



Parts	Material	Plating(Micro-inch)
Ferrule	Brass	Tin-Zinc-Copper-Alloy 100 Over Copper 50
Contact Pin	Brass	Gold 5 Over Nickel 50 Over Copper 50
Retainer Ring	Brass	Tin-Zinc-Copper-Alloy 100 Over Copper 50
Gasket	Silicon	
Contact Body	Brass	Tin-Zinc-Copper-Alloy 100 Over Copper 50
Insulator	Teflon	
Body	Brass	Tin-Zinc-Copper-Alloy 100 Over Copper 50
Coupling Nut	Brass	Tin-Zinc-Copper-Alloy 100 Over Copper 50

Weight: 32.8 g

Suitable Cables: LMR400, JBY400

This part number complies with RoHS.

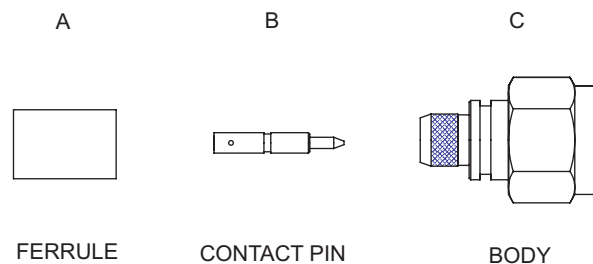
Notice: JYEBAO reserves the right to make modifications deemed appropriate.

勝特力電材超市-龍山店 886-3-5773766
 勝特力電材超市-光復店 886-3-5729570
 勝特力电子(上海) 86-21-34970699
 勝特力电子(深圳) 86-755-83298787
<http://www.100y.com.tw>

CABLE ASSEMBLY INSTRUCTION

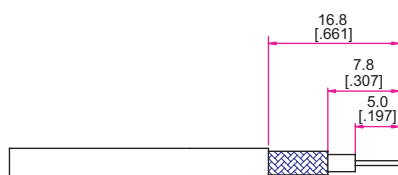
N3100-L400

JYE BAO CO., LTD.

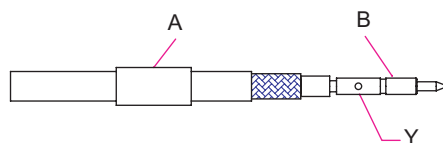


DIAGRAM

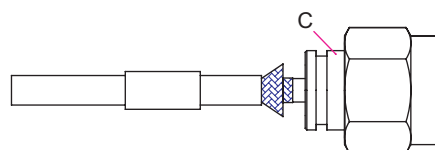
ASSEMBLY INSTRUCTION



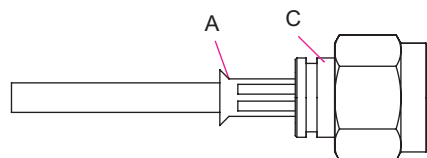
Step 1: STRIP AS SHOWN.



Step 2: SLIDE FERRULE "A" OVER CABLE.
 Step 3: PUT PIN "B" ON CENTER CONDUCTOR AND SOLDER IN "Y".



Step 4: LOOSEN BRAIDING AND SLIDE CONNECTOR "C" IN PLACE.



Step 5: SLIDE FERRULE "A" TOWARDS THE CONNECTOR AND CRIMP.

This part number complies with RoHS.

Notice: JYEBAO reserves the right to make modifications deemed appropriate.