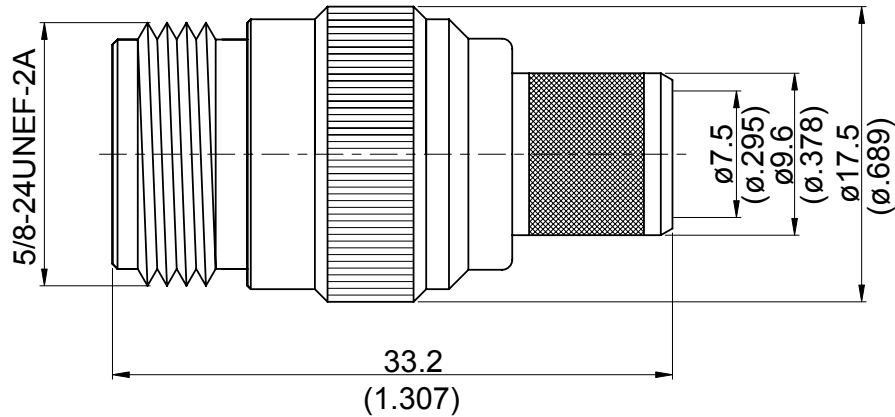


勝特力電材超市-龍山店 886-3-5773766
 勝特力電材超市-光復店 886-3-5729570
 勝特力电子(上海) 86-21-34970699
 勝特力电子(深圳) 86-755-83298787
<http://www.100y.com.tw>

N8100-L400

N Jack Crimp

50Ω



Parts	Material	Plating(Micro-inch)
Ferrule	Brass	Tin-Zinc-Copper-Alloy 100 Over Copper 50
Contact Pin	Phosphor Bronze	Gold 5 Over Nickel 50 Over Copper 50
Barrel	Brass	Tin-Zinc-Copper-Alloy 100 Over Copper 50
Insulator	Teflon	
Body	Brass	Tin-Zinc-Copper-Alloy 100 Over Copper 50

Weight: 31.46 g

Suitable Cables: LMR400, JBY400

This part number complies with RoHS.

Notice: JYEBAO reserves the right to make modifications deemed appropriate.

勝特力電材超市-龍山店 886-3-5773766
 勝特力電材超市-光復店 886-3-5729570
 勝特力电子(上海) 86-21-34970699
 勝特力电子(深圳) 86-755-83298787
<http://www.100y.com.tw>

CABLE ASSEMBLY INSTRUCTION

N8100-L400

JYE BAO CO., LTD.

N8100-L400

DATE

2014/04/29

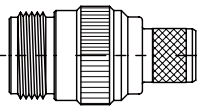
REV

—

A

B

C



BODY

CONTACT PIN


FERRULE

DIAGRAM

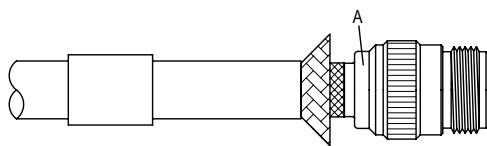
ASSEMBLY INSTRUCTION



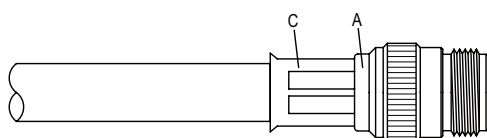
Step 1: STRIP AS SHOWN.



Step 2: SLIDE FERRULE " C " OVER CABLE.
Step 3: PUT PIN " B " ON CENTER CONDUCTOR AND SOLDER IN " Y ".



Step 4: LOOSEN BRAIDING AND SLIDE CONNECTOR " A " IN PLACE.



Step 5: SLIDE FERRULE " C " TOWARDS THE CONNECTOR " A " AND CRIMP.
(USE 10.7mm/0.421inch HEX SECTION OF INSERT-C)

This part number complies with RoHS.

Notice: JYEBAO reserves the right to make modifications deemed appropriate.