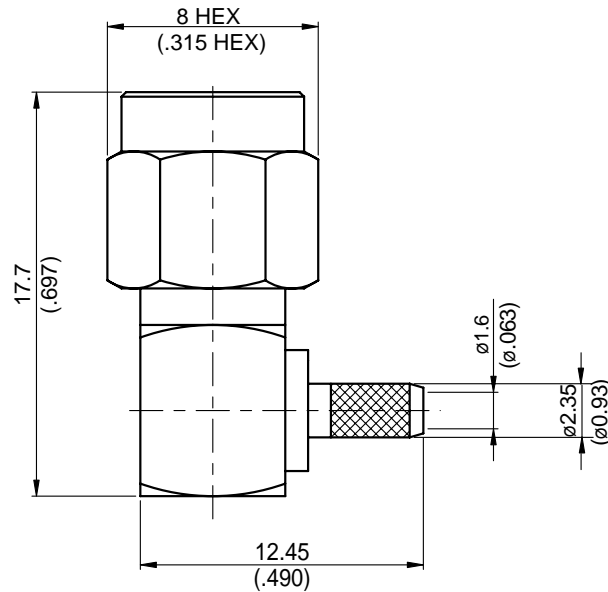


勝特力電材超市-龍山店 886-3-5773766
 勝特力電材超市-光復店 886-3-5729570
 勝特力電子(上海) 86-21-34970699
 勝特力電子(深圳) 86-755-83298787
<http://www.100y.com.tw>

SMA3100D-9316

SMA Plug Crimp Right Angle
For RD316,RD316-FEP; 11GHz VSWR 1.2

50Ω



Parts	Material	Plating (Micro-inch)
Ferrule	Brass	Gold 4 Over Nickel-Phosphorus Alloy 80 Over Copper 20
Cover	Brass	Gold 4 Over Nickel-Phosphorus Alloy 80 Over Copper 20
Renbrock Ring	Beryllium Copper	Tin-Zinc-Copper-Alloy 100 Over Copper 50
Gasket	Silicon	
Contact Pin	Brass	Gold 4 Over Nickel-Phosphorus Alloy 80 Over Copper 20
Insulator	Teflon	
Barrel	Brass	Gold 4 Over Nickel-Phosphorus Alloy 80 Over Copper 20
Body	Brass	Gold 4 Over Nickel-Phosphorus Alloy 80 Over Copper 20
Coupling Nut	Brass	Gold 4 Over Nickel-Phosphorus Alloy 80 Over Copper 20

Weight: 4.46 g

Suitable Cables: RD316, RD316-FEP

This part number complies with RoHS.

Notice: JYBAO reserves the right to make modifications deemed appropriate.

SMA	SMA3100D-9316
<div data-bbox="172 387 571 432" style="border: 1px solid black; padding: 2px;">Interface</div> <p data-bbox="172 443 387 477">MIL-STD-348B</p> <p data-bbox="172 488 587 521">Mechanically compatible with</p>	
	2.92 & 3.5
<div data-bbox="172 555 571 600" style="border: 1px solid black; padding: 2px;">Electrical Data</div> <p data-bbox="172 611 331 645">Impedance</p> <p data-bbox="172 656 419 689">Frequency range</p> <p data-bbox="172 701 268 734">VSWR</p> <p data-bbox="172 745 363 779">Insertion loss</p> <p data-bbox="172 790 467 824">Insulation resistance</p> <p data-bbox="172 835 675 869">Contact resistance inner conductor</p> <p data-bbox="172 880 675 913">Contact resistance outer conductor</p> <p data-bbox="172 925 802 958">Dielectric withstanding voltage (at sea level)</p> <p data-bbox="172 969 595 1003">Working voltage (at sea level)</p>	
	<p>50Ω</p> <p>DC to 11GHz</p> <p>≤ 1.2 (DC to 11GHz)</p> <p>≤ 0.04 x √f(GHz) dB</p> <p>≥ 5000MΩ</p> <p>≤ 3mΩ</p> <p>≤ 2mΩ</p> <p>750 V rms</p> <p>250 V rms</p>
<div data-bbox="172 1093 571 1137" style="border: 1px solid black; padding: 2px;">Mechanical Data</div> <p data-bbox="172 1149 675 1182">Recommended coupling nut torque</p> <p data-bbox="172 1193 483 1227">Coupling proof torque</p> <p data-bbox="172 1238 571 1272">Coupling nut retention force</p> <p data-bbox="172 1283 531 1317">Contact Captivation-axial</p> <p data-bbox="172 1328 435 1361">Durability (mating)</p>	
	<p>4 inch lbs</p> <p>5.3 inch lbs</p> <p>≥ 60.7 lbs</p> <p>≥ 6.1 lbs</p> <p>≥ 100</p>
<div data-bbox="172 1406 571 1451" style="border: 1px solid black; padding: 2px;">Environmental Data</div> <p data-bbox="172 1462 451 1496">Temperature range</p> <p data-bbox="172 1507 387 1541">Thermal shock</p> <p data-bbox="172 1552 451 1585">Moisture resistance</p> <p data-bbox="172 1597 316 1630">Corrosion</p> <p data-bbox="172 1641 260 1675">RoHS</p>	
	<p>-65°C to +165°C</p> <p>MIL-STD-202, Method 107, Condition B</p> <p>MIL-STD-202, Method 106</p> <p>MIL-STD-202, Method 101, Condition B</p> <p>Compliant</p>
<div data-bbox="172 1753 571 1798" style="border: 1px solid black; padding: 2px;">Tooling</div> <p data-bbox="172 1809 363 1843">Crimping tool</p> <p data-bbox="172 1854 347 1888">Crimp insert</p>	
	<p>CRT-1 or CRT-2</p> <p>INSERT-A</p>

Notice: JYEBAO reserves the right to make modifications deemed appropriate.

CABLE ASSEMBLY RECOMMENDATION

SMA3100D-9316	DATE	2017/12/01	REV	—
---------------	------	------------	-----	---

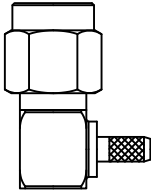



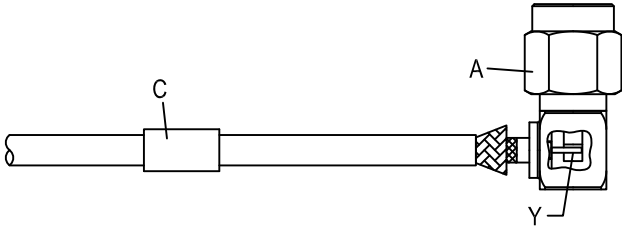

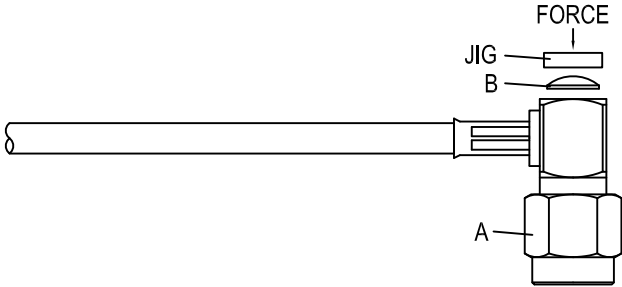
<p>A</p>  <p style="text-align: center;">BODY</p>	<p>B</p>  <p style="text-align: center;">COVER</p>	<p>C</p>  <p style="text-align: center;">FERRULE</p>
--	---	---

DIAGRAM	ASSEMBLY INSTRUCTION
---------	----------------------

	<p>Step 1: STRIP AS SHOWN.</p>
--	--------------------------------

	<p>Step 2: SLIDE FERRULE " C " OVER CABLE. Step 3: WRAP THE BRAIDING UPWARDS. Step 4: SLIDE CENTER CONDUCTOR ON THE CONTACT PIN OF CONNECTOR " A " AND SOLDER IN " Y ".</p>
---	---

	<p>Step 5: SLIDE FERRULE " C " TOWARDS THE CONNECTOR " A " AND CRIMP. (USE 3.3mm/0.130inch HEX SECTION OF INSERT-A)</p>
---	--

	<p>Step 6: PRESS ON THE TOP OF " B " WITH JIGS.</p>
---	---

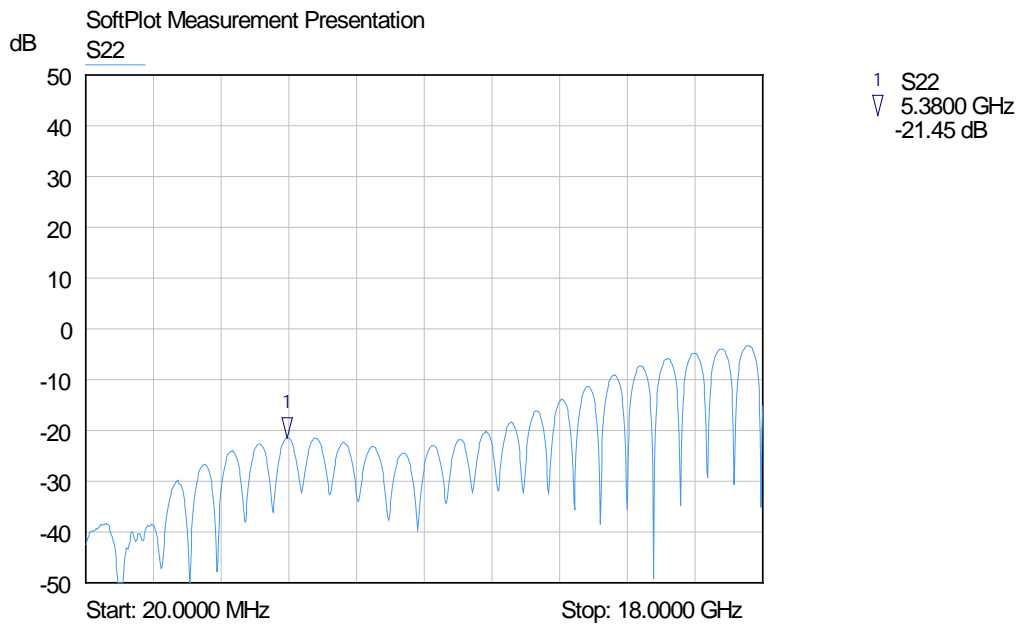
This part number complies with RoHS.

Notice: JYEBAO reserves the right to make modifications deemed appropriate.

APPROVED	CHECKED	DRAWING
----------	---------	---------

Albert

SMA3100D-9316



勝特力電材超市-龍山店 886-3-5773766
勝特力電材超市-光復店 886-3-5729570
勝特力電子(上海) 86-21-34970699
勝特力電子(深圳) 86-755-83298787
<http://www.100y.com.tw>