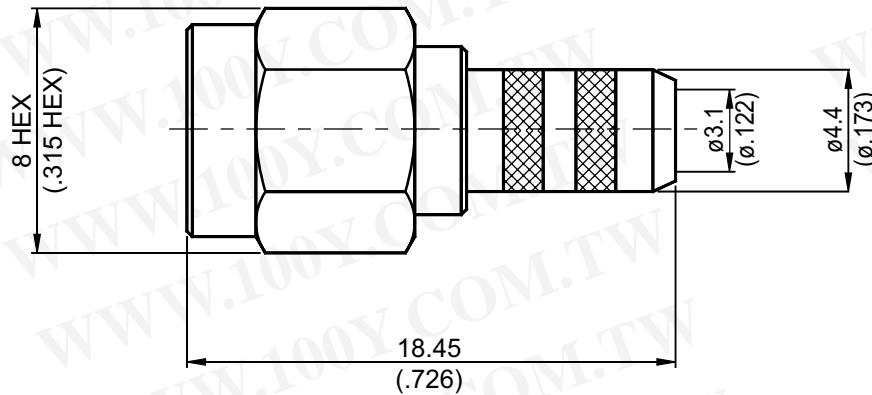


SMA3100S-0223

SMA Plug Crimp

50Ω

勝特力材料 886-3-5753170
 勝特力电子(上海) 86-21-34970699
 勝特力电子(深圳) 86-755-83298787
[Http://www.100y.com.tw](http://www.100y.com.tw)



Parts	Material	Plating (Micro-inch)
Ferrule	Brass	Tin-Zinc-Copper-Alloy 100 Over Copper 50
Contact Pin	Brass	Gold 20 Over Nickel 50 Over Copper 50
Renber Ring	Beryllium Copper	Tin-Zinc-Copper-Alloy 100 Over Copper 50
Gasket	Silicon	
Insulator	Teflon	
Body	Stainless	Passivated
Coupling Nut	Stainless	Passivated

Weight: 3.67 g

Suitable Cables: RG223

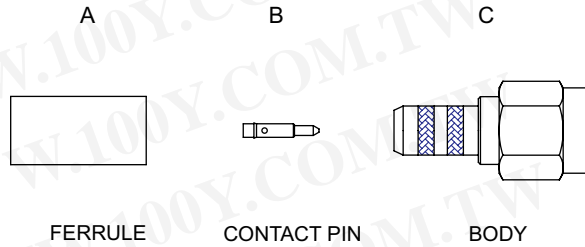
This part number complies with RoHS.

Notice: JYEBAO reserves the right to make modifications deemed appropriate.

CABLE ASSEMBLY INSTRUCTION

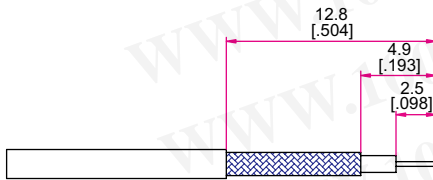
SMA3100S-0223

JYE BAO CO., LTD.

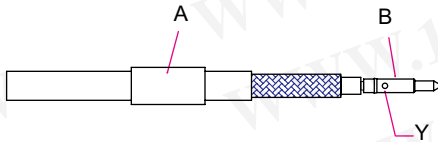


DIAGRAM

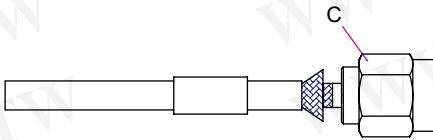
ASSEMBLY INSTRUCTION



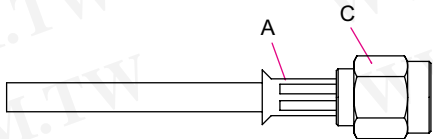
Step 1: STRIP AS SHOWN.



Step 2: SLIDE FERRULE "A" OVER CABLE.
Step 3: PUT PIN "B" ON CENTER CONDUCTOR AND SOLDER IN "Y".



Step 4: LOOSEN BRAIDING AND SLIDE CONNECTOR "C" IN PLACE.



Step 5: SLIDE FERRULE "A" TOWARDS THE CONNECTOR "C" AND CRIMP.

This part number complies with RoHS.

Notice: JYBAO reserves the right to make modifications deemed appropriate.