

# Precision Fixed Attenuator

## BW-N1W5+

50Ω 5W 1dB DC to 18000 MHz



Generic photo used for illustration purposes only

CASE STYLE: DC736

Connectors	Model
N-Female N-Male	BW-N1W5+

### Maximum Ratings

Operating Temperature -55°C to 100°C

Storage Temperature -55°C to 100°C\*\*

\*\*With mated connectors. Unmated, 85°C max.

Permanent damage may occur if any of these limits are exceeded.

### Features

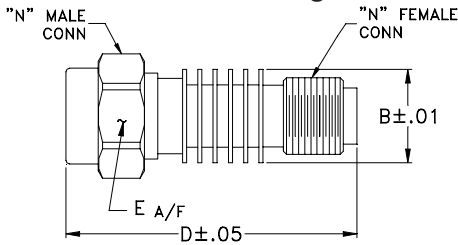
- DC to 18000 MHz
- precise attenuation
- excellent VSWR, 1.20 typ
- stainless steel N male and female connectors

### Applications

- matching
- instrumentation
- test set-ups

**+RoHS Compliant**  
The +Suffix identifies RoHS Compliance. See our web site for RoHS Compliance methodologies and qualifications

### Outline Drawing



### Outline Dimensions (inch/mm)

B	D	E	wt
.61	1.90	.812	grams
15.49	48.26	20.62	49.7

勝特力電材超市-龍山店 886-3-5773766  
 勝特力電材超市-光復店 886-3-5729570  
 勝特力电子(上海) 86-21-34970699  
 勝特力电子(深圳) 86-755-83298787  
<http://www.100y.com.tw>

### Electrical Specifications

FREQ. RANGE (MHz)	ATTENUATION <sup>1</sup> (dB)		VSWR <sup>2</sup> (:1)			MAX. INPUT POWER <sup>3</sup> (W)
	Nom.	ACCURACY	DC-4 GHz Max.	4-8 GHz Max.	8-12.4 GHz Max.	
f <sub>L</sub> -f <sub>U</sub> DC-18000	1	±0.40	1.20	1.25	1.30	5

1. At 25°C, accuracy includes frequency and power variations. Temperature coefficient for attenuation: .0004dB/dB/°C typ.

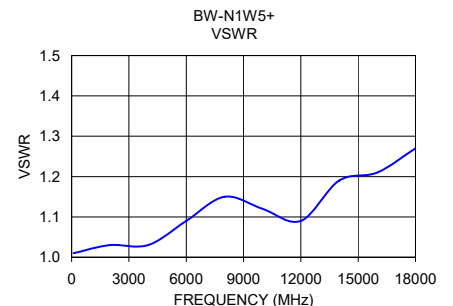
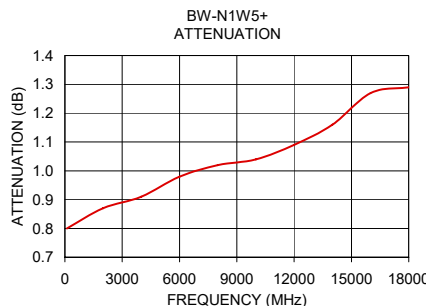
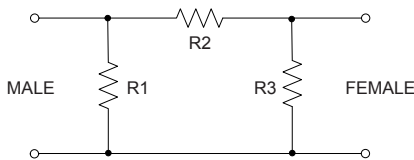
2. VSWR from 12.4 to 18 GHz, 1.6:1 typ.

3. Average power at 25°C ambient, derate linearly to 2W at 100°C. Peak Power 125W max. 5µsec. pulse width, 100 Hz PRF.

### Typical Performance Data

Frequency (MHz)	Attenuation (dB)	VSWR (:1)
100	0.80	1.01
2000	0.87	1.03
4000	0.91	1.03
6000	0.98	1.09
8000	1.02	1.15
10000	1.04	1.12
12000	1.09	1.09
14000	1.16	1.19
16000	1.27	1.21
18000	1.29	1.27

### Electrical Schematic



### Notes

- Performance and quality attributes and conditions not expressly stated in this specification document are intended to be excluded and do not form a part of this specification document.
- Electrical specifications and performance data contained in this specification document are based on Mini-Circuit's applicable established test performance criteria and measurement instructions.
- The parts covered by this specification document are subject to Mini-Circuits standard limited warranty and terms and conditions (collectively, "Standard Terms"); Purchasers of this part are entitled to the rights and benefits contained therein. For a full statement of the Standard Terms and the exclusive rights and remedies thereunder, please visit Mini-Circuits' website at [www.minicircuits.com/WCLStore/terms.jsp](http://www.minicircuits.com/WCLStore/terms.jsp)

