

Coaxial

# Precision Fixed Attenuator

## BW-N20W50+

50Ω 20 dB DC to 18 GHz

### The Big Deal

- High Power Handling, 50W
- Excellent VSWR, 1.30 typ.
- Wide Frequency Range, DC to 18 GHz

勝特力電材超市-龍山店 886-3-5773766  
勝特力電材超市-光復店 886-3-5729570  
勝特力電子(上海) 86-21-34970699  
勝特力電子(深圳) 86-755-83298787  
<http://www.100y.com.tw>



CASE STYLE: GH1788

### Product Overview

The BW-N20W50+ 20 dB precision fixed attenuator achieves outstanding flatness versus frequency from DC to 18 GHz while handling high power signals up to 50W. High power handling, excellent VSWR, and precise performance make the BW-N20W50+ ideal for a variety of test lab and system applications including high power measurement, improving matching, test setups, and other functions demanding accurate attenuation and high power capability.

### Key Features

Feature	Advantages
Wide Frequency Range	DC to 18 GHz frequency range gives the BW-N20W50+ attenuator versatile application functionality.
Excellent VSWR, 1.30 typ.	Well-matched for 50Ω systems; reduces effects of phase variation.
Flat attenuation	Accurate performance within ±0.5 dB over the full frequency range.
Rugged Construction	Excellent durability for a long lifetime of use.
Heat Dissipation Fins	Designed to dissipate heat efficiently, the BW-N20W50+ requires no external cooling equipment.
Compact Size (2.65" x 2.65" x 4.5")	Outstanding performance capability and power handling without prohibitive space constraints.

#### Notes

- A. Performance and quality attributes and conditions not expressly stated in this specification document are intended to be excluded and do not form a part of this specification document.  
B. Electrical specifications and performance data contained in this specification document are based on Mini-Circuit's applicable established test performance criteria and measurement instructions.  
C. The parts covered by this specification document are subject to Mini-Circuits standard limited warranty and terms and conditions (collectively, "Standard Terms"); Purchasers of this part are entitled to the rights and benefits contained therein. For a full statement of the Standard Terms and the exclusive rights and remedies thereunder, please visit Mini-Circuits' website at [www.minicircuits.com/MCLStore/terms.jsp](http://www.minicircuits.com/MCLStore/terms.jsp)



# Coaxial Precision Fixed Attenuator

## BW-N20W50+

50Ω 50W 20dB DC to 18 GHz

### Maximum Ratings

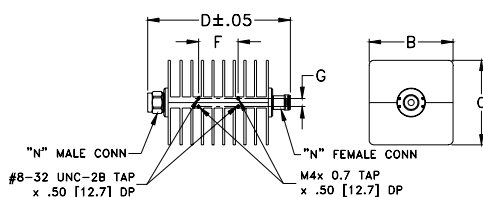
Operating Temperature	-55°C to 100°C**
Storage Temperature	-55°C to 100°C

\*\*85°C with output into open or short.  
Permanent damage may occur if any of these limits are exceeded.

### Coaxial Connections

IN (50W)	N-Male
OUT	N-Female

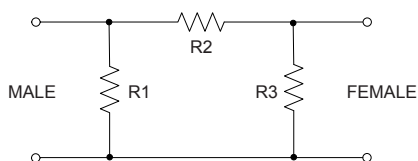
### Outline Drawing



### Outline Dimensions (inch/mm)

B	C	D	E	F	G	wt.
2.65	2.65	4.50	--	1.25	.25	grams
67.31	67.31	114.30	--	31.75	6.35	720.0

### Simplified Electrical Schematic



### Features

- DC to 18 GHz
- precise attenuation
- excellent VSWR, 1.30 typ
- passivated stainless steel N-type connectors
- unidirectional

### Applications

- matching
- instrumentation
- test set-ups
- high power measurements



Generic photo used for illustration purposes only

CASE STYLE: GH1788

Connectors	Model
N-type	BW-N10W50+

**+RoHS Compliant**

The +Suffix identifies RoHS Compliance. See our web site for RoHS Compliance methodologies and qualifications

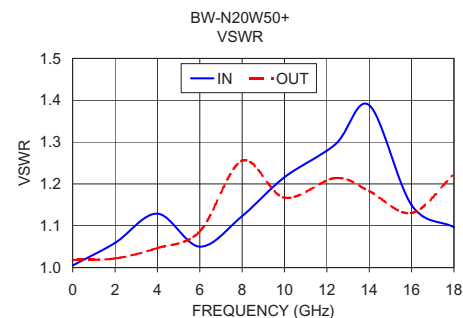
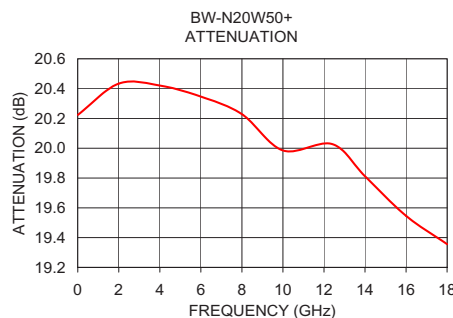
### Electrical Specifications at 25°C

Parameter	Condition (GHz)	Min.	Typ.	Max.	Unit
Frequency Range		DC	—	18	GHz
Attenuation	DC - 18	19.0	20.0	21.0	dB
VSWR	IN	—	—	1.45	:1
	OUT	—	—	1.5	
Input Power <sup>1</sup>	DC - 18	—	—	50	W

1. Max. power at 25°C ambient, derate linearly to 20W at 100°C. Peak power 500W max. 5µsec. pulse width, 100Hz PRF, input N-Male. 5W max. at N-Female.

### Typical Performance Data

Frequency (GHz)	Attenuation (dB)	VSWR (:1)	
		IN	OUT
0.01	20.22	1.01	1.02
2.0	20.43	1.06	1.02
4.0	20.42	1.13	1.05
6.0	20.35	1.05	1.09
8.0	20.23	1.12	1.26
10.0	19.99	1.22	1.17
12.4	20.03	1.29	1.21
14.0	19.81	1.39	1.18
16.0	19.55	1.15	1.13
18.0	19.36	1.10	1.22



### Notes

- Performance and quality attributes and conditions not expressly stated in this specification document are intended to be excluded and do not form a part of this specification document.
- Electrical specifications and performance data contained in this specification document are based on Mini-Circuit's applicable established test performance criteria and measurement instructions.
- The parts covered by this specification document are subject to Mini-Circuits standard limited warranty and terms and conditions (collectively, "Standard Terms"); Purchasers of this part are entitled to the rights and benefits contained therein. For a full statement of the Standard Terms and the exclusive rights and remedies thereunder, please visit Mini-Circuits' website at [www.minicircuits.com/MCLStore/terms.jsp](http://www.minicircuits.com/MCLStore/terms.jsp)



[www.minicircuits.com](http://www.minicircuits.com) P.O. Box 350166, Brooklyn, NY 11235-0003 (718) 934-4500 sales@minicircuits.com

REV. A  
M151107  
BW-N20W50+  
RS/CP  
200818  
Page 2 of 2