

Precision Fixed Attenuator

BW-S30W5+

50Ω 5W 30dB DC to 18000 MHz

Maximum Ratings

Operating Temperature -55°C to 100°C

Storage Temperature -55°C to 100°C**

**With mated connectors. Unmated, 85°C max.

Permanent damage may occur if any of these limits are exceeded.

Features

- DC to 18000 MHz
- precise attenuation
- excellent VSWR, 1.20 typ.
- stainless steel SMA male and female connectors



Generic photo used for illustration purposes only

CASE STYLE: DC737

Connectors	Model
SMA Female-SMA Male	BW-S30W5+

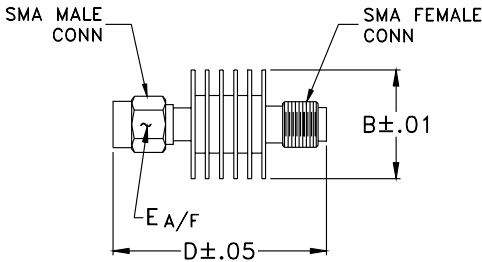
+RoHS Compliant

The +Suffix identifies RoHS Compliance. See our web site for RoHS Compliance methodologies and qualifications

Applications

- matching
- instrumentation
- test set-ups

Outline Drawing



Outline Dimensions (inch/mm)

B	D	E	wt
.61	1.20	.312	grams
15.49	30.48	7.92	9.1

Electrical Specifications

FREQ. RANGE (MHz)	ATTENUATION ¹ (dB)		VSWR ² (:1)			MAX. INPUT POWER ³ (W)
	Nom.	ACCURACY	DC-4 GHz Max.	4-8 GHz Max.	8-12.4 GHz Max.	
f_L - f_U						
DC-18000	30	±0.85	1.20	1.25	1.30	5

1. At 25°C, accuracy includes frequency and power variations. Temperature coefficient for attenuation: .0004dB/dB/°C typ.

2. VSWR from 12.4 to 18 GHz, 1.6:1 typ.

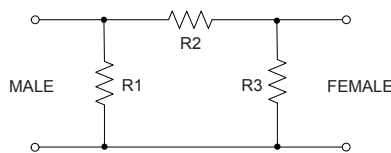
3. Average power at 25°C ambient, derate linearly to 2W at 100°C. Peak Power 125W max. 5µsec pulse width, 100 Hz PRF.

Typical Performance Data

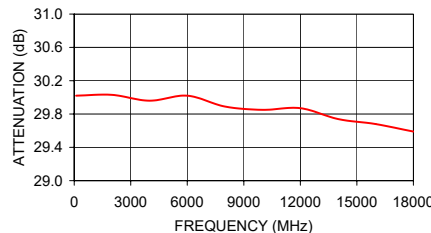
Frequency (MHz)	Attenuation (dB)	VSWR (:1)
100	30.02	1.00
2000	30.03	1.02
4000	29.96	1.02
6000	30.02	1.09
8000	29.89	1.06
10000	29.85	1.04
12000	29.87	1.13
14000	29.74	1.10
16000	29.68	1.11
18000	29.59	1.05

勝特力電材超市-龍山店 886-3-5773766
 勝特力電材超市-光復店 886-3-5729570
 勝特力电子(上海) 86-21-34970699
 勝特力电子(深圳) 86-755-83298787
<http://www.100y.com.tw>

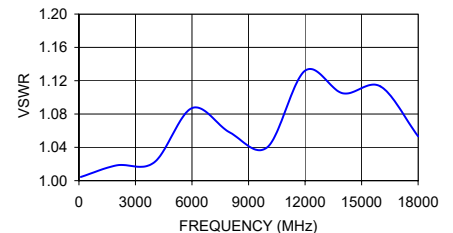
Electrical Schematic



BW-S30W5+ ATTENUATION



BW-S30W5+ VSWR



Notes

- Performance and quality attributes and conditions not expressly stated in this specification document are intended to be excluded and do not form a part of this specification document.
- Electrical specifications and performance data contained in this specification document are based on Mini-Circuit's applicable established test performance criteria and measurement instructions.
- The parts covered by this specification document are subject to Mini-Circuits standard limited warranty and terms and conditions (collectively, "Standard Terms"); Purchasers of this part are entitled to the rights and benefits contained therein. For a full statement of the Standard Terms and the exclusive rights and remedies thereunder, please visit Mini-Circuits' website at www.minicircuits.com/MCLStore/terms.jsp

