



COAXIAL

Fixed Attenuator

FW-A-SERIES

Mini-Circuits

50Ω Up to 2W DC to 12000 MHz

THE BIG DEAL

- Wideband coverage, DC to 12000 MHz
- Up to 2 Watt rating
- Rugged unibody construction
- Off-the-shelf availability
- Very low cost

勝特力電材超市-龍山店 886-3-5773766
 勝特力電材超市-光復店 886-3-5729570
 勝特力電子(上海) 86-21-34970699
 勝特力電子(深圳) 86-755-83298787
<http://www.100y.com.tw>



Generic photo used for illustration purposes only

APPLICATIONS

- Impedance matching
- Signal level adjustment

Model No.	FW-A-SERIES
Case Style	FF704
Connectors	SMA

+RoHS Compliant

The +Suffix identifies RoHS Compliance. See our web site for RoHS Compliance methodologies and qualifications

PRODUCT OVERVIEW

Mini-Circuits' FW-A series are fixed attenuators from DC to 12000 MHz frequency range with excellent flatness in attenuation. FW-A series is available with nominal attenuation of 1 to 20 dB. This attenuator series support testing and measurement application. Precise performance, excellent VSWR and rugged unibody construction makes the model ideal solution for systems requiring precise attenuation across very wide frequency range.

KEY FEATURES

Feature	Advantages
Rugged construction	Excellent durability for a long lifetime of use
Up to 2 Watt rating	Good power handling
Excellent VSWR	Well-matched for 50 Ω systems
Flat attenuation	Good performance over the band.





COAXIAL

Fixed Attenuator

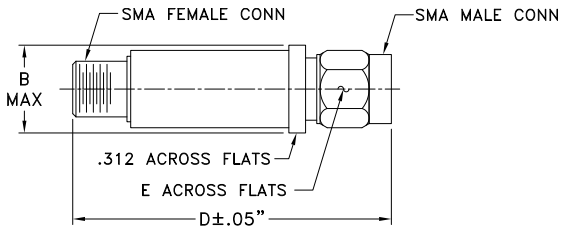
FW-15A+

MAXIMUM RATINGS

Operating Temperature	-40°C to 85°C
Storage Temperature	-55°C to 100°C

Permanent damage may occur if any of these limits are exceeded.

OUTLINE DRAWING

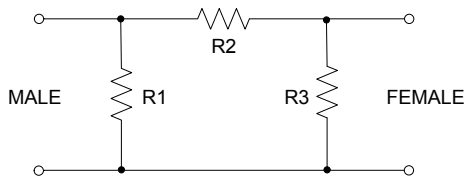


OUTLINE DIMENSIONS (Inch/mm)

B	D	E	wt
.410	1.43	.312	grams
10.41	36.32	7.92	10.0

Note: Please refer to case style drawing for details

ELECTRICAL SCHEMATIC



ELECTRICAL SPECIFICATIONS AT 25°C

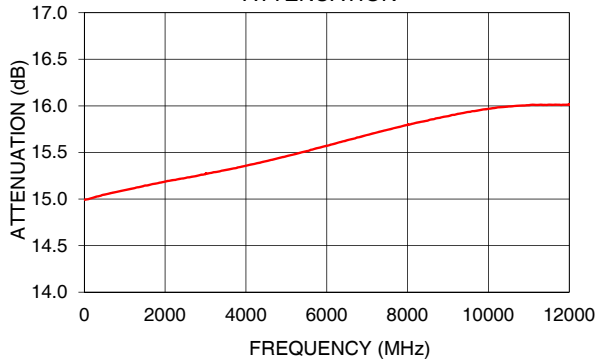
Parameter	Condition (MHz)	Min.	Typ.	Max.	Unit
Frequency Range		DC	-	12000	MHz
Attenuation ¹	10	-	15	-	dB
	DC - 3000	14.7	15.1	15.5	
	3000 - 8000	14.9	15.6	16.2	
VSWR	8000 - 12000	15.3	16.0	16.5	:1
	DC - 3000	-	1.15	1.45	
	3000 - 8000	-	1.15	1.55	
Input Power ²	8000 - 12000	-	1.20	-	W
	DC - 12000	-	-	1.4	

1. Attenuation varies by 0.3 dB max. over temperature.
 2. RF power at 25°C is 1.4W; Derate linearly to 1.0W at 85°C

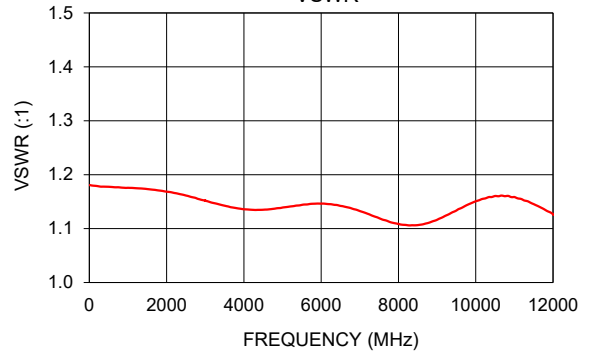
TYPICAL PERFORMANCE DATA

Frequency (MHz)	Attenuation (dB)	VSWR (:1)
10	14.99	1.18
100	15.00	1.18
500	15.05	1.18
1000	15.10	1.18
2000	15.19	1.17
3000	15.27	1.15
5000	15.46	1.14
6000	15.57	1.15
8000	15.80	1.11
9000	15.89	1.12
9500	15.93	1.13
10000	15.97	1.15
10500	15.99	1.16
11000	16.01	1.16
12000	16.02	1.13

FW-15A+ ATTENUATION



FW-15A+ VSWR



NOTES

- A. Performance and quality attributes and conditions not expressly stated in this specification document are intended to be excluded and do not form a part of this specification document.
- B. Electrical specifications and performance data contained in this specification document are based on Mini-Circuits' applicable established test performance criteria and measurement instructions.
- C. The parts covered by this specification document are subject to Mini-Circuits standard limited warranty and terms and conditions (collectively, "Standard Terms"); Purchasers of this part are entitled to the rights and benefits contained therein. For a full statement of the standard. Terms and the exclusive rights and remedies thereunder, please visit Mini-Circuits' website at www.minicircuits.com/MCLStore/terms.jsp

