

# Coaxial High Pass Filter

勝特力材料 886-3-5753170  
 勝特力电子(上海) 86-21-34970699  
 勝特力电子(深圳) 86-755-83298787  
 Http://www.100y.com.tw

## VHF-2700+ VHF-2700

50Ω 2650 to 6500 MHz



### Maximum Ratings

Operating Temperature	-55°C to 100°C
Storage Temperature	-55°C to 100°C
RF Power Input*	7W max. at 25°C

\* Passband rating, derate linearly to 3W at 100°C ambient. Permanent damage may occur if any of these limits are exceeded.

### Features

- rugged unibody construction, small size
- 7 sections
- temperature stable
- excellent power handling, 7W
- low cost

### Applications

- sub-harmonic rejection
- transmitters/receivers
- lab use

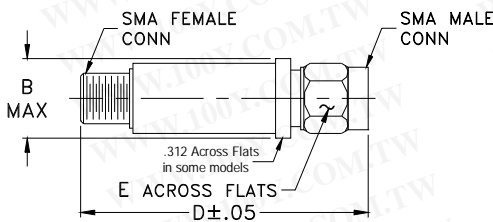
CASE STYLE: FF704

Connectors	Model	Price	Qty.
SMA	VHF-2700(+)	\$24.95 ea.	(1-9)

**+RoHS Compliant**

The +Suffix identifies RoHS Compliance. See our web site for RoHS Compliance methodologies and qualifications

### Outline Drawing



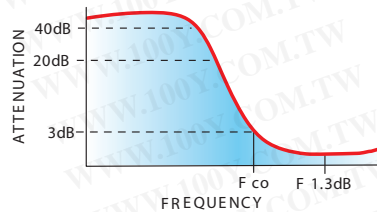
### Outline Dimensions (inch/mm)

B	D	E	wt
.410	1.43	.312	grams
10.41	36.32	7.92	10.0

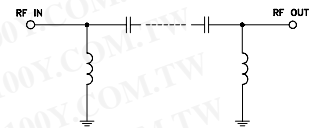
### Electrical Specifications (T<sub>AMB</sub>=25°C)

STOP BAND (MHz) Min.	f <sub>co</sub> , MHz Nom.	PASSBAND (MHz)		VSWR (:1) Typ.	NO. OF SECTIONS
		(loss < 1.3 dB) Typ.	(loss < 2 dB) Max.		
(loss > 40 dB)	(loss > 20 dB)	2500	3000-5700	20:1	7
1500	1800	2650-6500	2900-5500	1.5:1	

### typical frequency response

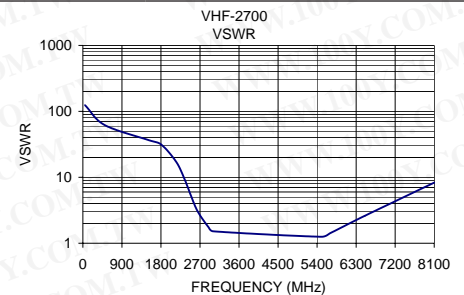
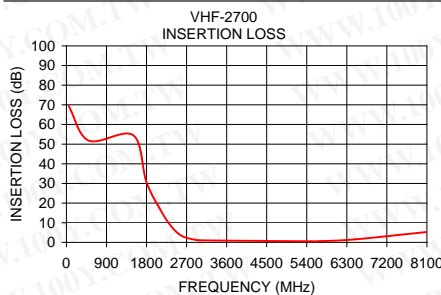


### electrical schematic



### Typical Performance Data

Frequency (MHz)	Insertion Loss (dB)	VSWR (:1)
50	69.42	124.09
500	51.84	62.05
1500	54.57	36.97
1800	30.60	31.60
2150	15.07	17.22
2350	8.35	9.18
2500	4.80	5.10
2650	2.70	3.01
2900	1.26	1.74
3000	1.02	1.52
5500	0.52	1.25
5700	0.60	1.42
6500	1.55	2.61
8100	5.28	8.31



### Notes

- Performance and quality attributes and conditions not expressly stated in this specification document are intended to be excluded and do not form a part of this specification document.
- Electrical specifications and performance data contained in this specification document are based on Mini-Circuit's applicable established test performance criteria and measurement instructions.
- The parts covered by this specification document are subject to Mini-Circuit's standard limited warranty and terms and conditions (collectively, "Standard Terms"); Purchasers of this part are entitled to the rights and benefits contained therein. For a full statement of the Standard Terms and the exclusive rights and remedies thereunder, please visit Mini-Circuit's website at [www.minicircuits.com/MCLStore/terms.jsp](http://www.minicircuits.com/MCLStore/terms.jsp)

