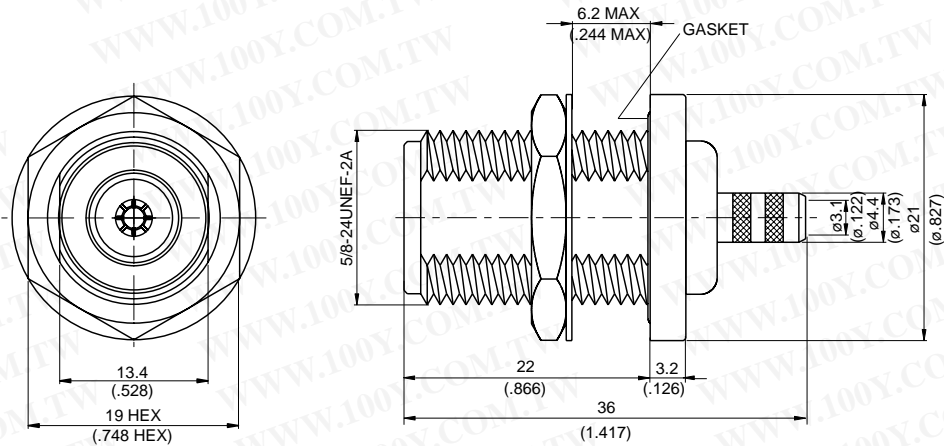


勝特力材料 886-3-5753170
 勝特力电子(上海) 86-21-34970699
 勝特力电子(深圳) 86-755-83298787
[Http://www.100y.com.tw](http://www.100y.com.tw)

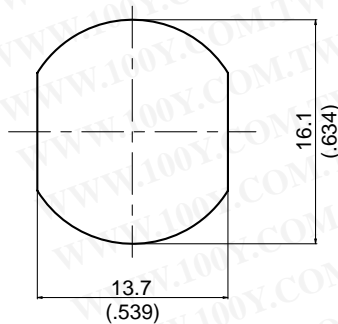
N8105-0142

N Jack Crimp For Bulkhead

50Ω



MOUNTING HOLE :



Parts	Material	Plating (Micro-inch)
Hex Nut	Brass	Tin-Zinc-Copper-Alloy 100 Over Copper 50
Lock Washer	Brass	Tin-Zinc-Copper-Alloy 100 Over Copper 50
Gasket	Silicon	
Ferrule	Brass	Tin-Zinc-Copper-Alloy 100 Over Copper 50
Contact Pin	Phosphor Bronze	Gold 5 Over Nickel 50 Over Copper 50
Barrel	Brass	Tin-Zinc-Copper-Alloy 100 Over Copper 50
Insulator	Teflon	
Body	Brass	Tin-Zinc-Copper-Alloy 100 Over Copper 50

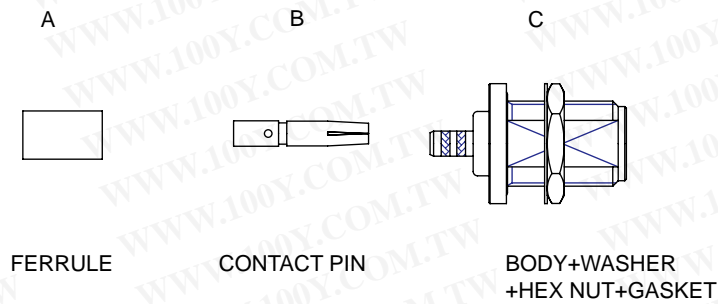
Weight: 37.18 g

Suitable Cables: RG55, RG142, RG400, RG142-E

CABLE ASSEMBLY INSTRUCTION

N8105-0142

JYE BAO CO., LTD.

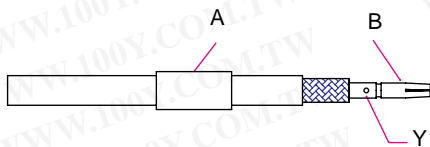


DIAGRAM

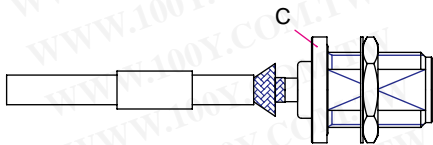
ASSEMBLY INSTRUCTION



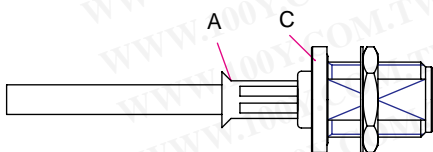
Step 1: STRIP AS SHOWN.



Step 2: SLIDE FERRULE "A" OVER CABLE.
 Step 3: PUT PIN "B" ON CENTER CONDUCTOR AND SOLDER IN "Y".



Step 4: LOOSEN BRAIDING AND SLIDE CONNECTOR "C" IN PLACE.



Step 5: SLIDE FERRULE "A" TOWARDS THE CONNECTOR AND CRIMP.