

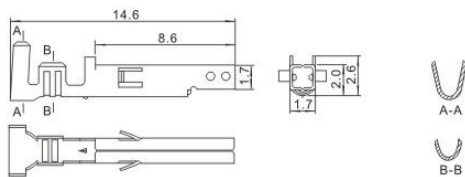
■ 技术参数 SPECIFICATIONS

- 线数 (Poles) : 2~24
- 适用线规 (Applicable wires) : AWG30#~18#
- 适应基板厚度 (Applicable PC board thickness) : 1.6~2.0mm
- 温度范围 (Temperature range) : -25℃~85℃
- 额定电压 (Voltage rating) : 300V.Ac/Dc
- 额定电流 (Current rating) : 9A max
- 接触电阻 (Contact resistance) : ≤0.015Ω
- 绝缘电阻 (Insulation resistance) : ≥1000MΩ
- 耐压 (Withstand voltage) : 1500V.Ac/1min
- 材料 (Material) :
 - 插头 (Plug housing) : 尼龙 (PA66) UL94V-2(0)
 - 插座 (Receptacle housing) : 尼龙 (PA66) UL94V-2(0)
 - 端子 (Terminal) : 磷青铜 (Phos.bronze Tin/plated)

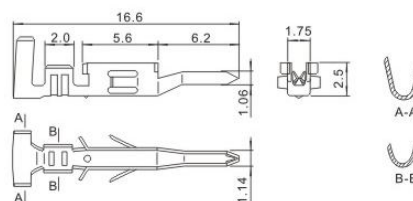
端子 TERMINAL (5556、5558)

型号 Type	适用线规 Applicable wires		电线外径 O.D of wire ins mm	数量 Quantity
	mm ²	AWG#		
HX42000-01RT	0.05~0.12	30~26	0.9~1.2	7000PCS/盘
HX42000-21RT	0.2~0.5	24~20	1.4~1.9	6000PCS/盘
HX42000-31RT	0.25~0.75	22~18	1.6~2.8	4000PCS/盘
HX42001-01PT	0.05~0.12	30~26	0.9~1.2	7000PCS/盘
HX42001-21PT	0.2~0.5	24~20	1.4~1.9	5000PCS/盘
HX42001-31PT	0.25~0.75	22~18	1.6~2.8	3000PCS/盘

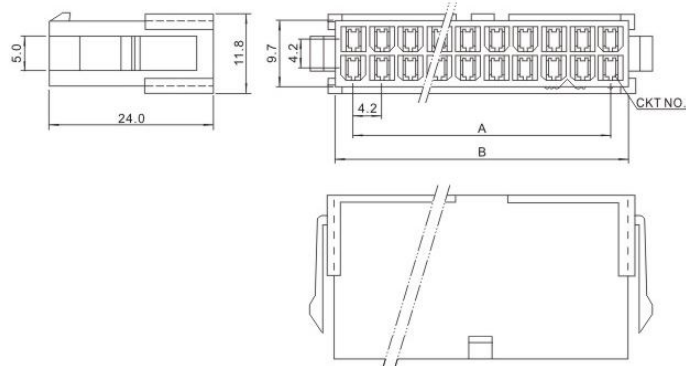
HX42000-RT (5556)



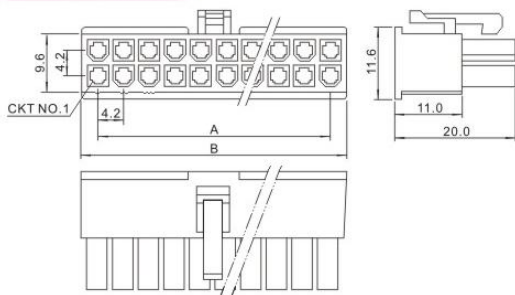
HX42001-PT (5558)



HX42001-P (5559)



HX42000-R (5557)



双排插座 RECEPTACLE HOUSING (5559)

线数 Poles	型号 Type	尺寸 Dimensions(mm)		
		A	B	C
2	HX42001-2P	0	5.6	10.8
2	HX42001-2PF	0	5.4	—
4	HX42001-4P	4.2	9.80	15.0
6	HX42001-6P	8.4	14.0	19.2
8	HX42001-8P	12.6	18.2	23.4
8	HX42001-8PF	12.6	18.2	—
10	HX42001-10P	16.8	22.4	27.6
10	HX42001-10PF	16.8	22.4	—
12	HX42001-12P	21.0	26.6	31.8
14	HX42001-14P	25.2	30.8	36.0
16	HX42001-16P	29.4	35.0	40.2
18	HX42001-18P	33.6	39.2	44.4
20	HX42001-20P	37.8	43.4	48.6
22	HX42001-22P	42.0	47.6	52.8
24	HX42001-24P	46.2	51.8	57.0

双排插头 PLUG HOUSING (5557)

线数 Poles	型号 Type	尺寸 Dimensions(mm)	
		A	B
2	HX42000-2R	0	5.6
4	HX42000-4R	4.2	9.80
6	HX42000-6R	8.4	14.0
8	HX42000-8R	12.6	18.2
10	HX42000-10R	16.8	22.4
12	HX42000-12R	21.0	26.6
14	HX42000-14R	25.2	30.8
16	HX42000-16R	29.4	35.0
18	HX42000-18R	33.6	39.2
20	HX42000-20R	37.8	43.4
22	HX42000-22R	42.0	47.6
24	HX42000-24R	46.2	51.8

■ 安装尺寸

MOUNTING MEASUREMENT

