

Circular Plastic Connector Accessories

Self-Centering (for Shell Size 23)

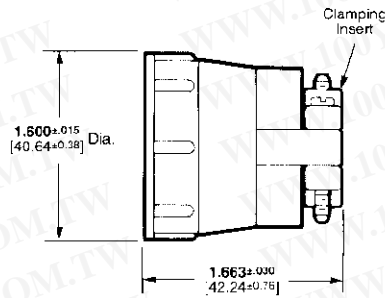
The self-centering cable clamp is used in applications where strain relief protection is required and the cable or wire bundle is large and/or stiff.

Material:

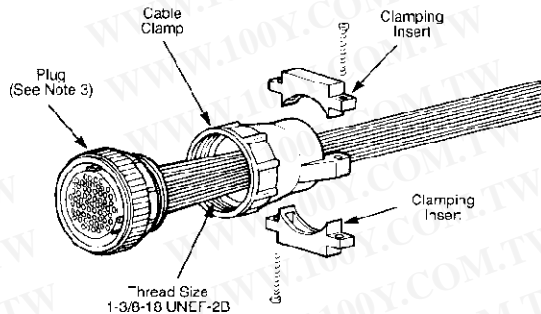
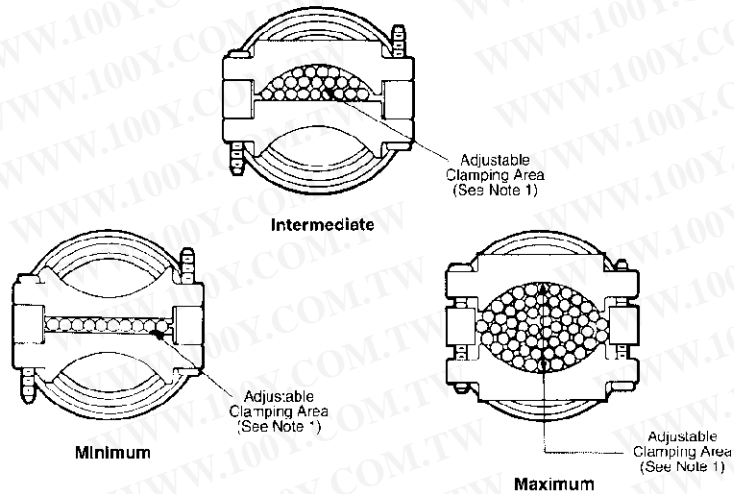
Black thermoplastic

Part Numbers

207774-1 (individually packaged)
207774-2 (bulk packaged)



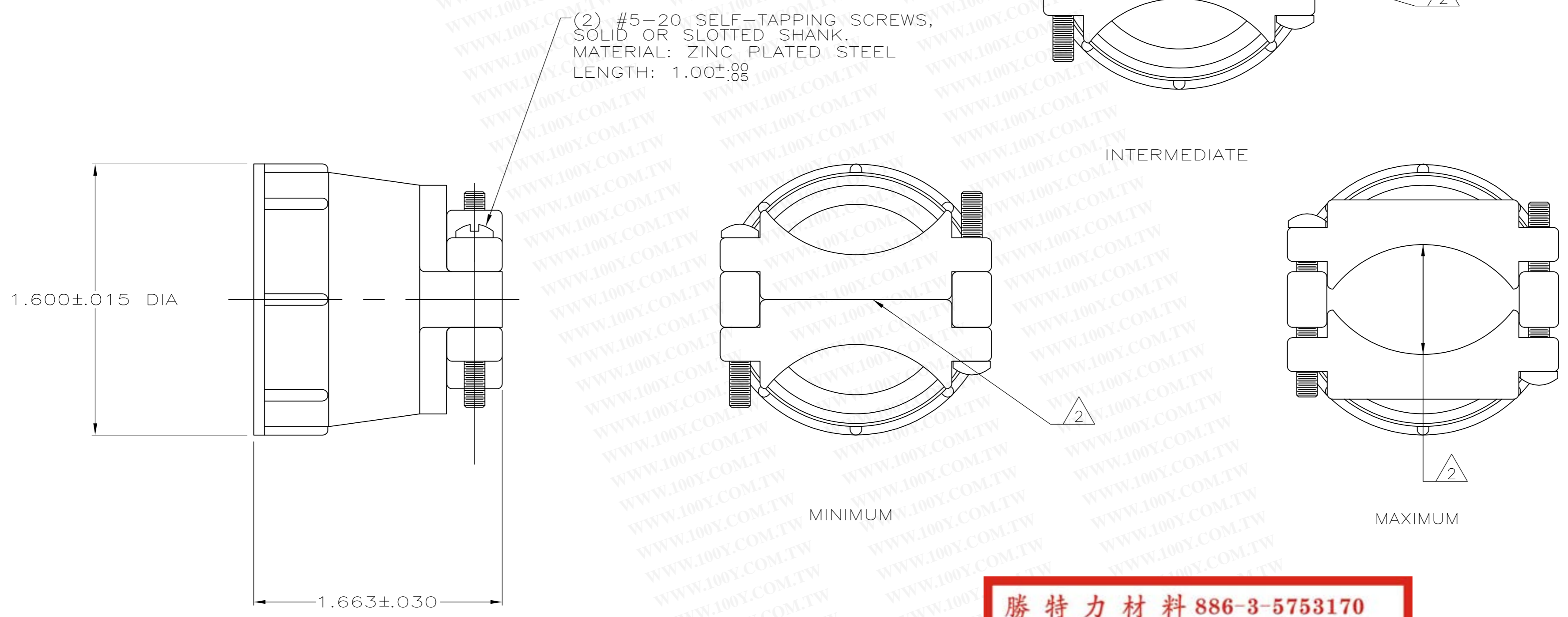
勝特力材料 886-3-5753170
 勝特力电子(上海) 86-21-34970699
 勝特力电子(深圳) 86-755-83298787
[Http://www.100y.com.tw](http://www.100y.com.tw)



- Notes:**
1. Clamping area is adjustable by inverting clamping inserts; maximum cable diameter is 1.125 [28.58].
 2. Components for cable clamp are packaged unassembled. This includes the cable clamp, two screws (1.00 [25.4]) and the clamping inserts.
 3. Cable clamp can be threaded directly onto plugs or receptacles, or onto back-shell extenders (page 38).

THIS DRAWING IS UNPUBLISHED. RELEASED FOR PUBLICATION
 © COPYRIGHT BY TYCO ELECTRONICS CORPORATION. ALL INTERNATIONAL RIGHTS RESERVED.

LOC	DIST	REVISIONS			
P	LTR	DESCRIPTION	DATE	DWN	APVD
BD	0	E	REVISED PER ECO-08-029240	22NOV08	HMR MS



勝特力材料 886-3-5753170
勝特力电子(上海) 86-21-34970699
勝特力电子(深圳) 86-755-83298787
[Http://www.100y.com.tw](http://www.100y.com.tw)

- 1 PARTS PACKAGED UNASSEMBLED.
- △2 CABLE CLAMPING AREA ADJUSTABLE FROM .000 TO .652 SQ IN, MAX CABLE DIA = 1.125 INCHES. TWO CLAMPING INSERTS SUPPLIED WITH ASSEMBLY, CLAMPING SREA DETERMINED BY POSITION OF INSERTS AS SHOWN AT RIGHT.
- △3 BULK PACKAGED KITS TO BE ORDERED IN MULTIPLES OF 250 ONLY.
- △4 SCREWS NON-HEXAVALENT CHROMATE COATED.

PACKAGING	PART NUMBER
△3 BULK	207774-4
△4 INDIVIDUAL	207774-3
△3 BULK	207774-2
△4 INDIVIDUAL	207774-1

THIS DRAWING IS A CONTROLLED DOCUMENT.		DWN	4-3-91	Tyco Electronics Corporation	
DIMENSIONS: INCHES		CHK	7-23-92	Harrisburg, PA 17105-3608	
TOLERANCES UNLESS OTHERWISE SPECIFIED:		W.G.LENKER		Tyco Electronics	
0 PLC	± -	APVD		NAME	
1 PLC	± -	-		CABLE CLAMP KIT, SELF CENTERING, SHELL SIZE 23, CPC	
2 PLC	± -	PRODUCT SPEC		SIZE	
3 PLC	± -	108-10024		CAGE CODE	
4 PLC	± -	APPLICATION SPEC		DRAWING NO	
ANGLES	± -	-		00779	
MATERIAL	FINISH	WEIGHT		DRAWING NO	
THERMOPLASTIC	-	-		207774	
CUSTOMER DRAWING				SCALE	2:1
				SHEET	1 of 1
				REV	E