

PIN CONTACT EXTRACTION TOOL 189727-1

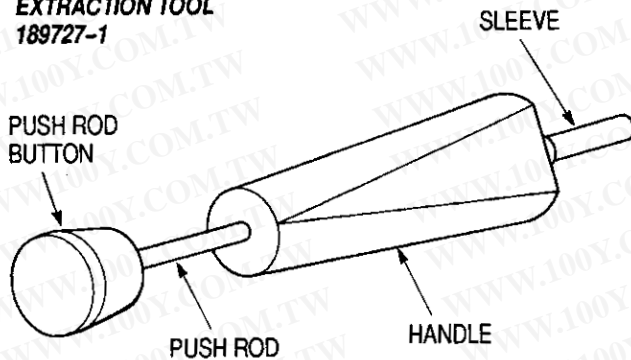


Figure 1

95-1

1. INTRODUCTION

AMP Extraction Tool 189727-1 is designed to extract Mini-Universal MATE-N-LOK Contacts from housing cavities. Refer to AMP Catalog 82331 for selection information. Read this sheet carefully before using the tool.

2. DESCRIPTION (Figure 1)

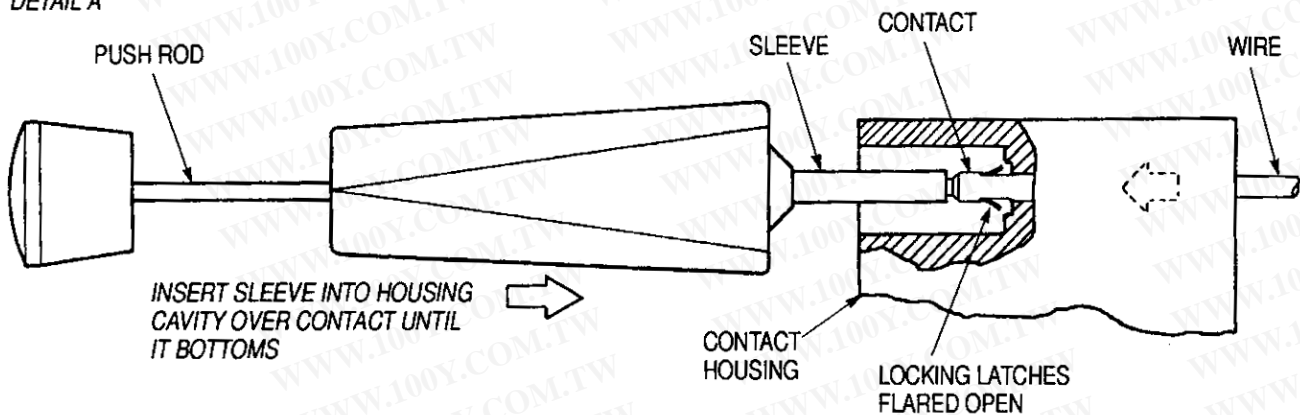
This tool consists of a push rod button, push rod, handle, and sleeve. The sleeve is inserted into the mating face of the housing, depressing the locking lances of the crimped contact, and allowing the contact to be extracted from the wire-entry face of the housing.

3. EXTRACTION PROCEDURE

To extract a crimped contact from a housing, proceed as follows:

1. Place sleeve of tool over contact to be removed, and at the same time, grasp wire of contact. Push contact toward mating face of connector and hold in this position. This will disengage contact locking lance from shoulder of cavity. See Figure 2, Detail A.
2. While holding wire, insert sleeve straight into the contact cavity until it bottoms. Allow the push rod button to back out of the handle as shown in Figure 2, Detail B.

DETAIL A



DETAIL B

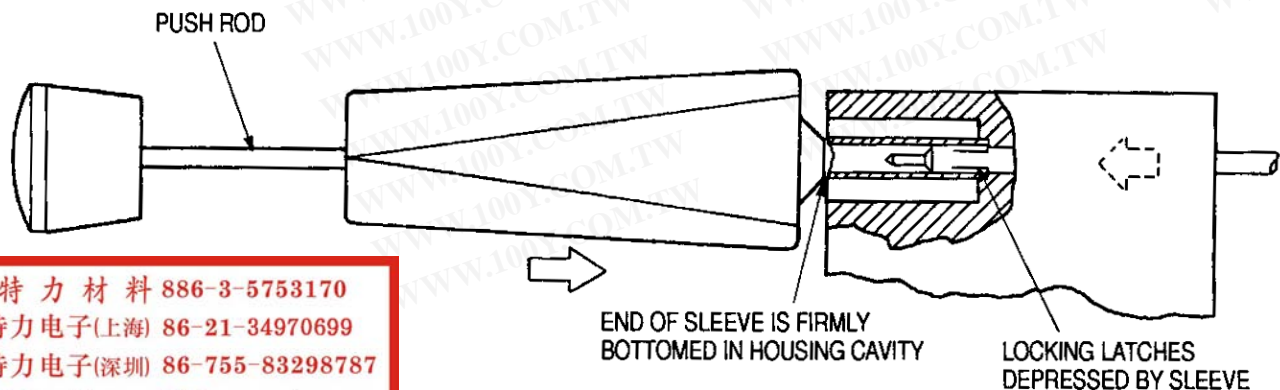


Figure 2

95-2

勝特力材料 886-3-5753170
勝特力电子(上海) 86-21-34970699
勝特力电子(深圳) 86-755-83298787
[Http://www.100y.com.tw](http://www.100y.com.tw)

3. Rotate handle to ensure the contact locking lance has been released.
4. Keep the sleeve firmly bottomed in the cavity and depress the push rod button. The contact will eject as the button is depressed. See Figure 3.
5. Remove the tool from the cavity.

4. MAINTENANCE AND INSPECTION

To ensure proper operation, it is recommended that the tool be inspected immediately on its arrival and at

regularly scheduled intervals. The tool is not repairable and should be replaced when worn or damaged. It is recommended that the tool be stored in a clean, dry place and cleaned with a soft, lint-free cloth.

Additional tools can be purchased from:

CUSTOMER SERVICE (38-35)
AMP INCORPORATED
P.O. BOX 3608
HARRISBURG, PA 17105-3608

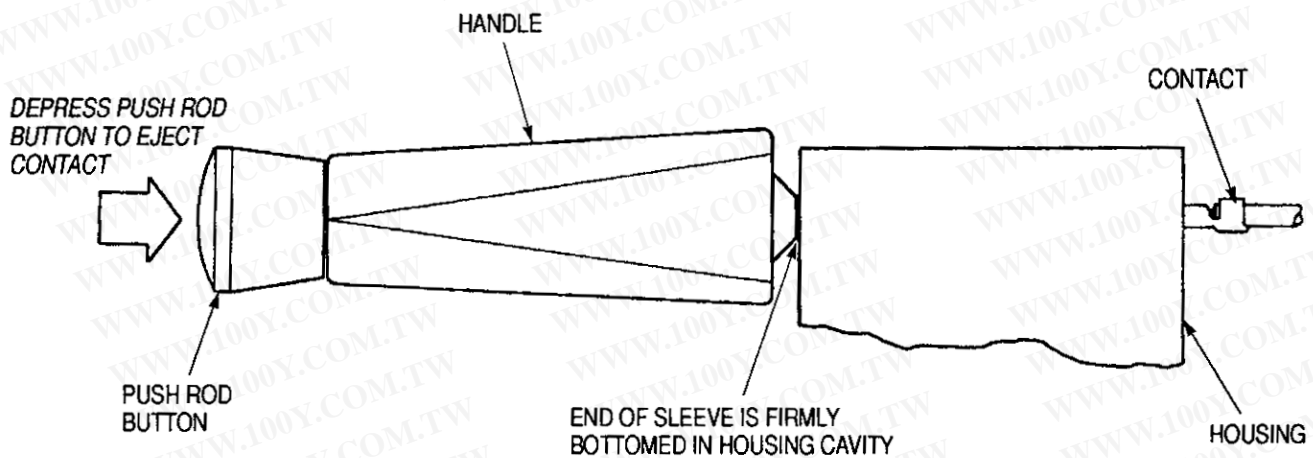


Figure 3

95-3

勝特力材料 886-3-5753170
勝特力电子(上海) 86-21-34970699
勝特力电子(深圳) 86-755-83298787
[Http://www.100y.com.tw](http://www.100y.com.tw)

161-079 26 408015 1
LINDA J LUTZ
CATCOM -- 0/10