

REV.	ECN NO	LOCATIONS	DESCRIPTION	DATE	REVISER	APPD

Note:

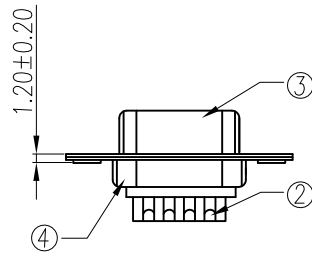
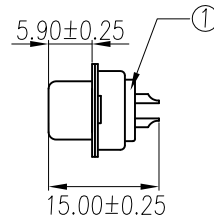
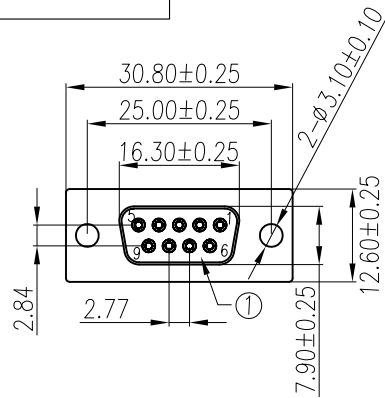
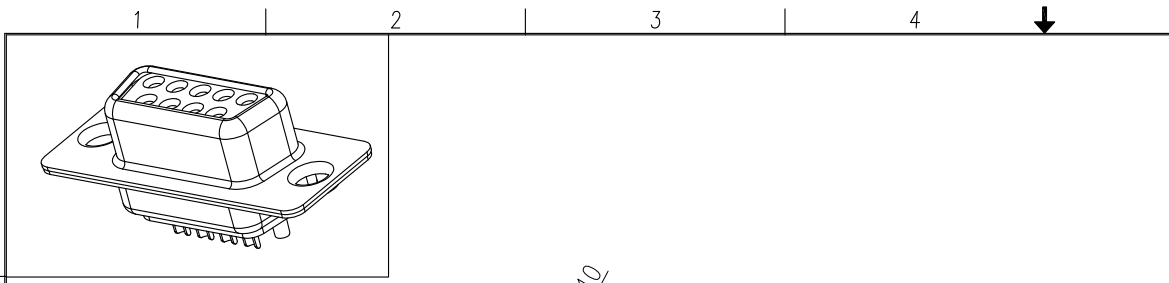
Specification:

1. Current rating: 1 A Max.
2. Dielectric withstanding voltage: 500 V(ac) for 1 minute.
3. Contact resistance: 30 mΩ Max.
4. Insulation resistance: 1000 MΩ Min at DC 500V.
5. Mating force: 5.5 Kgf Max.
6. Unmating force: 1.7 Kgf Min.
7. Temperature range: -55°C~+105°C

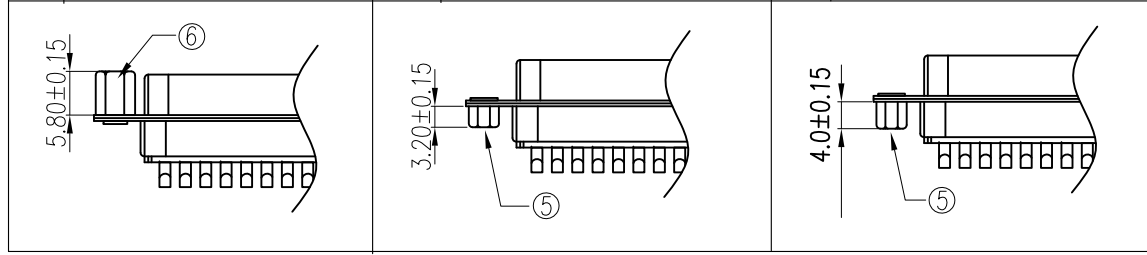
勝特力電材超市-龍山店 886-3-5773766
 勝特力電材超市-光復店 886-3-5729570
 勝特力电子(上海) 86-21-34970699
 勝特力电子(深圳) 86-755-83298787
<http://www.100y.com.tw>

6	8.0 Nut	2	Brass	H4.75*8.0	80u"Min Nickel Plated
5	3B Nut	2	Brass	H4.75*4.75	80u"Min Nickel Plated
4	Back-shell	1	Cold Rolled Steel	T=0.40mm	Cu:40u"min. 80u"Min Tin Plated
3	Front-shell	1	Cold Rolled Steel	T=0.40mm	Cu:40u"min. 80u"Min Nickel Plated
2	Contact	9	Brass	T=0.20mm	Contact area:0.8u"min Gold Plated over 40u"Nickel min. Solder area:80u"Min Tin Plated over 40u"Nickel min. (or all Gold Plated)
1	Housing	2	P.B.T	UL 94-V0	Black/Blue/White
No.	Part Name	Q'ty	Material	Remarks & Thickness	Finish

PART NO:		MATERIAL:		HSI-CHIN ELECTRONICS CO.,LTD	
MODEL NO:		FINSH:			
UNIT: mm	SIZE: A4	COLOR:		PART NAME:	
TOLERANCE UNSPECIFIED		DR: 李霞 '06/04/10		D-SUB 9PIN(F)SOLDER	
.x ±0.30	.xx ±0.20	CHK: Kevin '06/04/10		DWG NO: S/A-026	REV: AO
.xxx ±0.10	ANG. ±1°	APP: Kent '06/04/10		SCALE: 1:1	SHEET: 1 of 1



A 前鉗型(不通孔) B 后鉗型(3.2通孔) C 后鉗型(4.0通孔)



ROHS Compliant