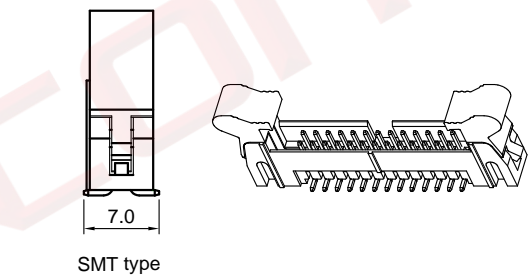
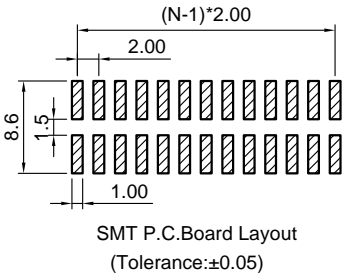
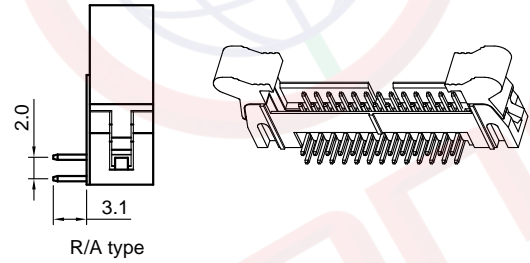
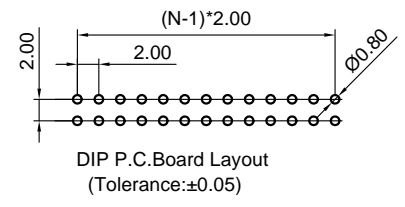
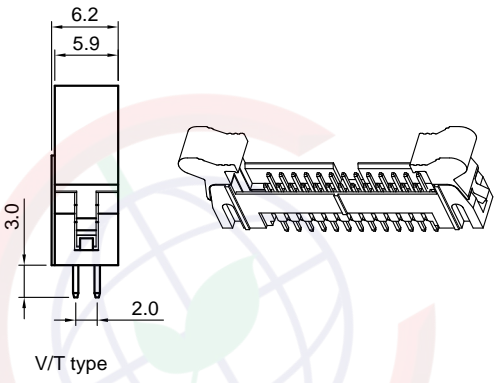
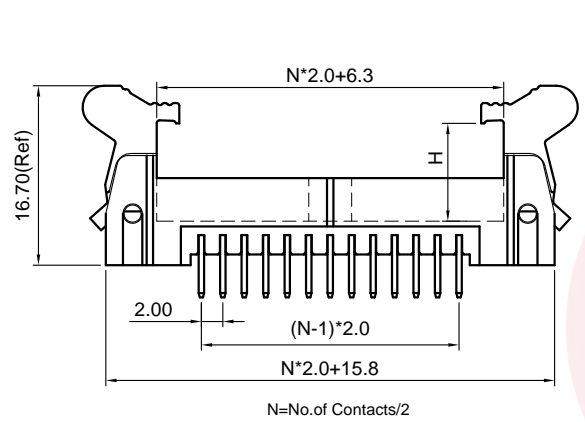
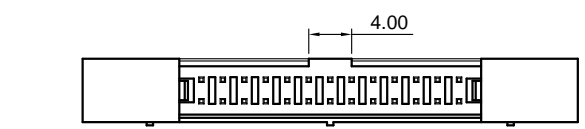


Dept	
Qty	
DC	1
ED	1
IE	1
ISO	1
PD	1
R&D	1
SD	1
QA	1
QC	1
QE	1

The information provided herein is from CONNELY Electronic Co., Ltd. and is confidential. Any disclosure to a party other than the recipient is prohibited. The intellectual properties and its rights contained herein, including but not limited to, trademarks, patents, copyrights, trade secrets, and technical know-how, are owned exclusively by CONNELY or its affiliates. Unauthorized use or reproduction of any part of this document is strictly prohibited. CONNELY may enforce its intellectual property rights at its own discretion, failures or delays in exercising such rights does not constitute a waiver of such rights.

REV.	DESCRIPTION	DRAWN	CHECKED	APPROVED
A	NEW RELEASE	YCH 04/10/08'		LJC 04/10/08'
B	DRAWING UPDATE	JLZ 12/03/16'	HZW 12/03/16'	LJC 12/03/16'
C	DRAWING UPDATE	JLZ 08/22/18'		

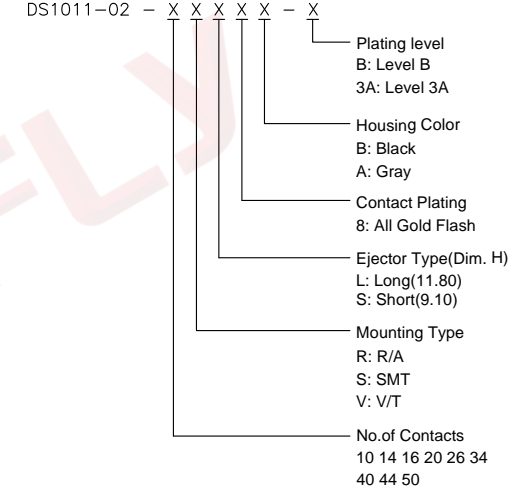


(Series Image-Reference Only)

NOTES:

- Materials
 - Contact: copper alloy
 - Insulation: Thermoplastic(UL94 V-0)
- Specification
 - Storage Temperature:-40°C~+105°C
 - Contact Resistance:20mΩ max.(initial)
 - Insulation Resistance:1,000MΩ min
 - Dielectric Withstanding Voltage:AC 500V Per Minute

3.Product number code:



GENERAL TOLERANCE		ANGLE TOLERANCE		PROJECTION		TITLE	
X.	±0.60	X.	±5°	UNITS	mm	SHOUDED HEADER PITCH 2.00mm	
.X	±0.38	.X	±3°	SHEET SIZE	A4	SERIES	DS1011-02 SERIES
.XX	±0.25	.XX	±2°	晨翔电子有限公司 CONNFLY CONNELY ELECTRONIC CO. LTD			
DRAWING TYPE		CUSTOMER					
SCALE	1:1	SHEET	1 OF 1				
DRAWING NO.		C-DS1011-02-XXXXXX-C					