


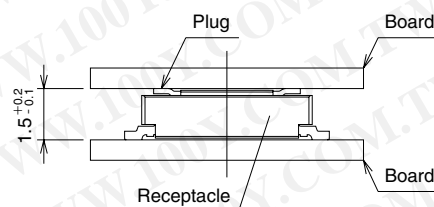
0.5mm Pitch Low-Profile Board-to-Board/Board-to-FPC Connectors

DF23 Series

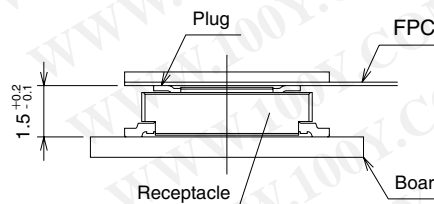


Low profile - 1.5 mm board-to-board distance

●Board-to-Board Application



●Board-to-FPC Application



■Features

1. Low profile

The 1.5 mm board-to-board distance makes these connectors ideal for limited space applications.

2. Large variety of number of contacts

Available with 10, 12, 14, 16, 18, 20, 30, 40, 50, and 60 contacts.

Connectors with 10 to 20 contacts are ideal for use in small LCD connections in cellular phones, PDA's, video equipment, photo cameras and miniature of other devices requiring reliable connections in a small spaces.

3. Click sensation

Positive click sensation when completely mated confirms correct insertion and connection of all contacts.

4. High contact reliability

Although connectors are low profile, the female contacts maintain reliable spring force assuring secure electrical contact.

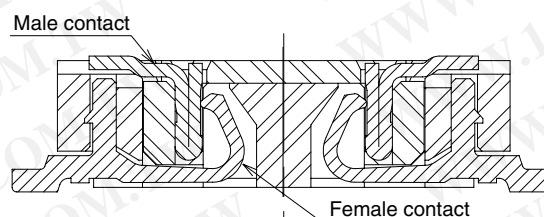
5. Large self-alignment

The large range of alignment of 0.3 mm allows for smooth insertion.

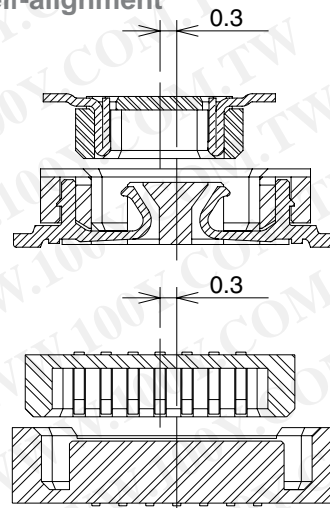
6. Board placement with automatic equipment

Flat surfaces allows placement of embossed tape packaged connectors with vacuum nozzles.

High Contact Reliability



Large Self-alignment



■Applications

Mobile phones, PDA's, notebook PC's, digital cameras and other miniature devices.

DF23 Series 0.5mm Pitch Low-Profile Board-to-Board/Board-to-FPC Connectors

Product Specifications

Ratings	Current rating	0.3A	Operating temperature range	-35℃ to 85℃ (Note 1)	Storage temperature range	-10℃ to 60℃ (Note 2)
	Voltage rating	50V AC	Operating humidity range	20% to 80%	Storage humidity range	40% to 70% (Note 2)

Item	Specification	Condition
1. Insulation resistance	500M ohms min.	100V DC
2. Withstanding voltage	No flashover or insulation breakdown	150V AC/1 minute
3. Contact resistance	60m ohms max.	100mA
4. Vibration	No momentary disconnections of 1 μs min	Frequency of 10 to 55 Hz, single amplitude of 0.75 mm, in 3 directions for 2 hours
5. Humidity	Contact resistance : 60 m ohms max. Insulation resistance : 250 M ohms min.	Temperature of 40℃±2℃, humidity of 90% to 95%, 96 hours
6. Temperature cycle	Contact resistance : 60 m ohms max. Insulation resistance : 500 M ohms min.	(-55℃ : 30minutes → 5 to 35℃ : 10minutes → 85℃ : 30minutes → 5 to 35℃: 10minutes) for 5 cycles
7. Durability	Contact resistance : 60m ohms max.	50 cycles (mating/unmating)
8. Resistance to soldering heat	No deformation of the insulator parts affecting performance	Reflow: At recommended temperature profile Manual soldering: Soldering iron temperature 300℃, for 3 seconds

Note 1: Includes temperature rise caused by the current flow.
Note 2: The term “storage” refers to products stored for long period of time prior to mounting and use. Operating Temperature Range and Humidity range covers non- conducting condition of installed connectors in storage, shipment or during transportation.
Note 3: Information contained in this catalog represents general requirements for this Series. Contact us for the drawings and specifications for a specific part number shown.

Materials

Item	Part	Material	Finish	Remarks
Receptacles Plugs	Insulator	LCP	Color : Black	UL94V-0
	Contacts	Phosphor bronze	Gold plated	—

Ordering information

Receptacles/Plugs

DF23 C - * DS - 0.5 V (* *)

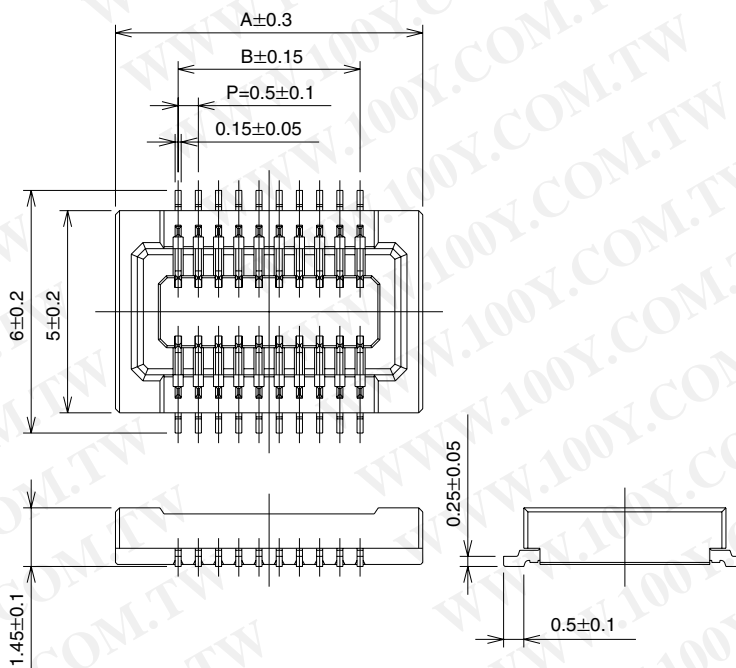

① ② ③ ④ ⑤ ⑥ ⑦

① Series name: DF23	⑤ Contact pitch: 0.5mm
② Metal fitting & Locating boss type C: Without metal fittings, without Locating boss	⑥ Terminal type V: Straight SMT
③ Number of contacts: 10, 12, 14, 16, 18, 20, 22, 30, 40, 50, 60	⑦ Packaging type Receptacle(51): Embossed tape packaging (2,000 pieces per reel) Receptacle(53): Embossed tape packaging (3,000 pieces per reel) Plug(92): Embossed tape packaging (2,000 pieces per reel) Plug(91): Embossed tape packaging (3,000 pieces per reel)
④ Connector type DS: Double-row receptacle DP: Double-row plug	

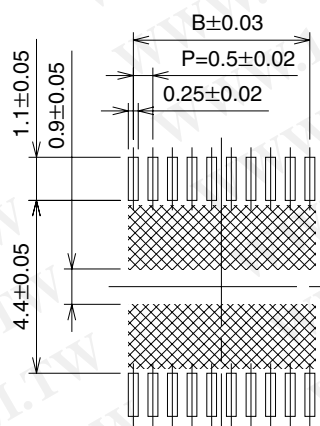
勝 特 力 材 料 886-3-5753170
胜特力电子(上海) 86-21-34970699
胜特力电子(深圳) 86-755-83298787
[Http://www.100y.com.tw](http://www.100y.com.tw)

DF23 Series 0.5mm Pitch Low-Profile Board-to-Board/Board-to-PC Connectors

Receptacles



Recommended PCB Footprints



Note: Shaded area should be free of any conductive traces.

[Packaging/ quantity per reel code] - **, (* *)
 (51): Embossed tape packaging (2,000 pieces per reel)
 (53): Embossed tape packaging (3,000 pieces per reel)

Unit: mm

Product No.	CL No.	Number of Contacts	A	B	Remarks	RoHS
DF23C-10DS-0.5V(**)	CL688-0306-9-**-	10	5.1	2.0		YES
DF23C-12DS-0.5V(**)	CL688-0309-7-**-	12	5.6	2.5	(Note 2)	
DF23C-14DS-0.5V(**)	CL688-0300-2-**-	14	6.1	3.0		
DF23C-16DS-0.5V(**)	CL688-0307-1-**-	16	6.6	3.5	(Note 1)	
DF23C-18DS-0.5V(**)	CL688-0308-4-**-	18	7.1	4.0	(Note 2)	
DF23C-20DS-0.5V(**)	CL688-0301-5-**-	20	7.6	4.5	(Note 1)	
DF23C-22DS-0.5V(**)	CL688-0310-6-**-	22	8.1	5.0	(Note 2)	
DF23C-30DS-0.5V(**)	CL688-0302-8-**-	30	10.1	7.0	(Note 1)	
DF23C-40DS-0.5V(**)	CL688-0303-0-**-	40	12.6	9.5	(Note 1)	
DF23C-50DS-0.5V(**)	CL688-0304-3-**-	50	15.1	12.0	(Note 1)	
DF23C-60DS-0.5V(**)	CL688-0305-6-**-	60	17.6	14.5	(Note 1)	

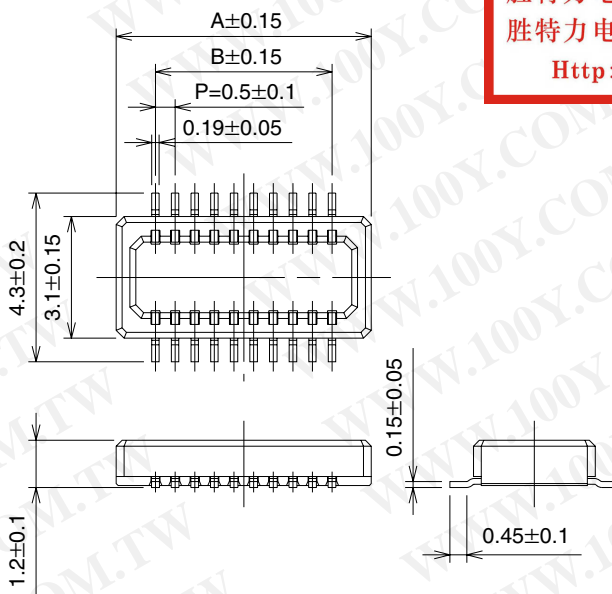
Note 1: Available in code (51) only.

Note 2: Available in code (53) only.

Note 3: Contact Hirose for availability.

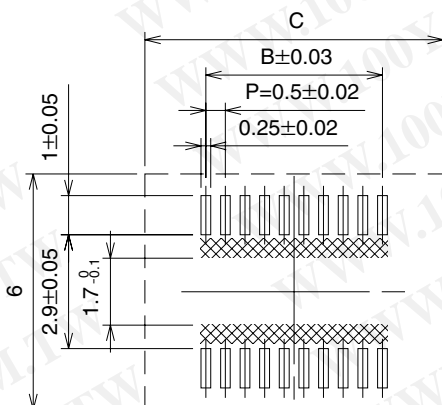
Note 4: Please order embossed tape packaging items by the reel.

Plugs



勝特力材料 886-3-5753170
 勝特力电子(上海) 86-21-34970699
 勝特力电子(深圳) 86-755-83298787
[Http://www.100y.com.tw](http://www.100y.com.tw)

Recommended PCB Footprints



Note 1: Shaded area should be free of any conductive traces.

Note 2: Do not leave any conductive traces or install components in this area.

[Packaging/ quantity per reel code] - **, (**)
 (92): Embossed tape packaging (2,000 pieces per reel)
 (91): Embossed tape packaging (3,000 pieces per reel)

Unit: mm

Product No.	CL No.	Number of Contacts	A	B	C	Remarks	RoHS
DF23C-10DP-0.5V(**)	CL688-0806-1-**	10	4.0	2.0	5.1		YES
DF23C-12DP-0.5V(**)	CL688-0809-0-**	12	4.5	2.5	5.6	(Note 1)	
DF23C-14DP-0.5V(**)	CL688-0800-5-**	14	5.0	3.0	6.1		
DF23C-16DP-0.5V(**)	CL688-0807-4-**	16	5.5	3.5	6.6	(Note 2)	
DF23C-18DP-0.5V(**)	CL688-0808-7-**	18	6.0	4.0	7.1		
DF23C-20DP-0.5V(**)	CL688-0801-8-**	20	6.5	4.5	7.6	(Note 2)	
DF23C-22DP-0.5V(**)	CL688-0810-9-**	22	7.0	5.0	8.1	(Note 1)	
DF23C-30DP-0.5V(**)	CL688-0802-0-**	30	9.0	7.0	10.1		
DF23C-40DP-0.5V(**)	CL688-0803-3-**	40	11.5	9.5	12.6	(Note 2)	
DF23C-50DP-0.5V(**)	CL688-0804-6-**	50	14.0	12.0	15.1	(Note 2)	
DF23C-60DP-0.5V(**)	CL688-0805-9-**	60	16.5	14.5	17.6	(Note 2)	

Note 1: Available in code (91) only.

Note 2: Available in code (92) only.

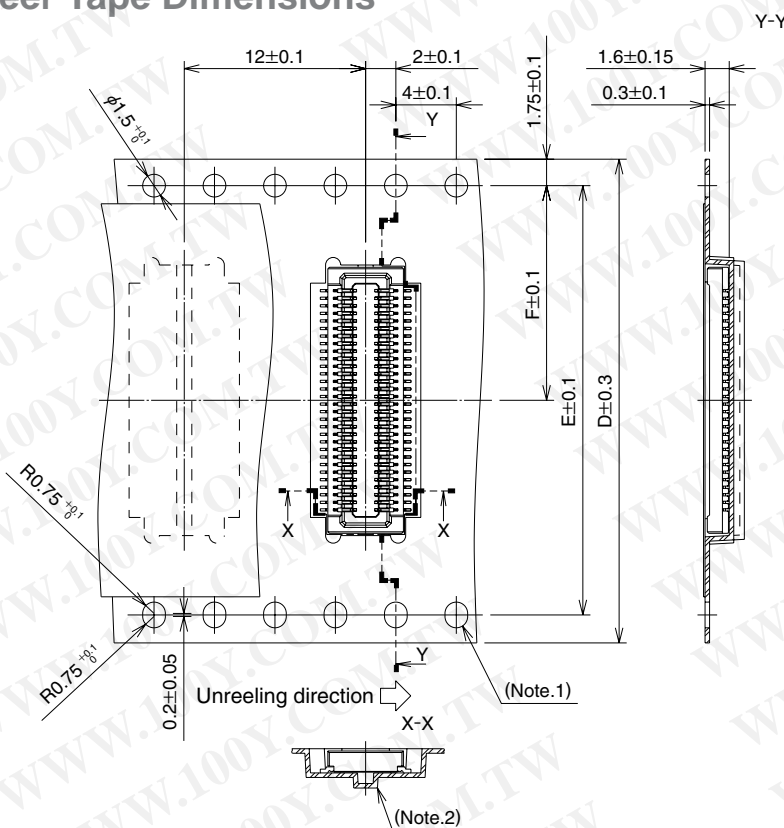
Note 3: Contact Hirose for availability.

Note 4: Please order embossed tape packaged items by the reel.

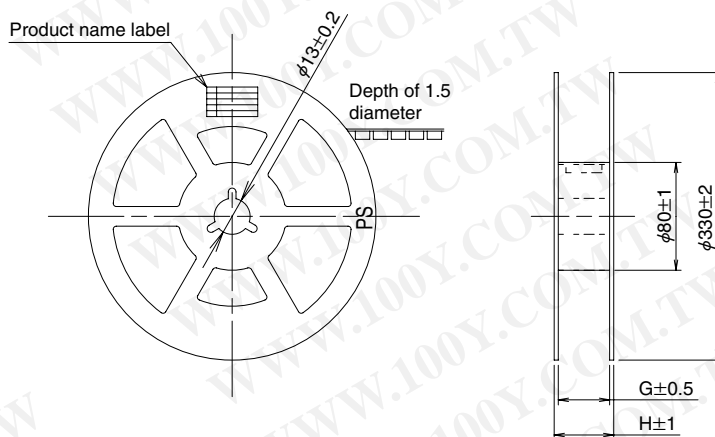
DF23 Series 0.5mm Pitch Low-Profile Board-to-Board/Board-to-PC Connectors

◆ Embossed Carrier Tape Dimensions

■ Receptacles



■ Reel Dimensions



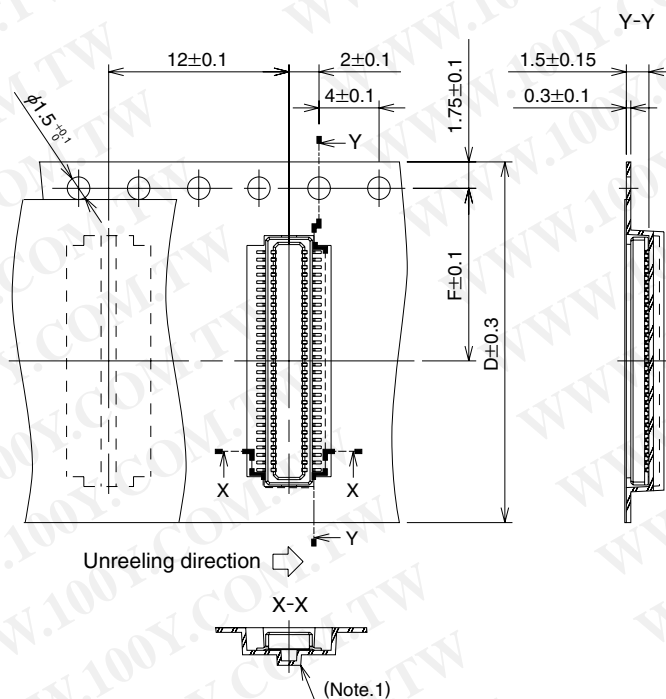
Unit: mm

Product No.	D	E	F	G	H
DF23C-10DS-0.5V(**)	16.0	—	7.5	17.5	21.5
DF23C-12DS-0.5V(**)	16.0	—	7.5	17.5	21.5
DF23C-14DS-0.5V(**)	16.0	—	7.5	17.5	21.5
DF23C-16DS-0.5V(**)	16.0	—	7.5	17.5	21.5
DF23C-18DS-0.5V(**)	16.0	—	7.5	17.5	21.5
DF23C-20DS-0.5V(**)	16.0	—	7.5	17.5	21.5
DF23C-22DS-0.5V(**)	24.0	—	11.5	25.5	29.5
DF23C-30DS-0.5V(**)	24.0	—	11.5	25.5	29.5
DF23C-40DS-0.5V(**)	24.0	—	11.5	25.5	29.5
DF23C-50DS-0.5V(**)	24.0	—	11.5	25.5	29.5
DF23C-60DS-0.5V(**)	32.0	28.4	14.2	33.5	37.5

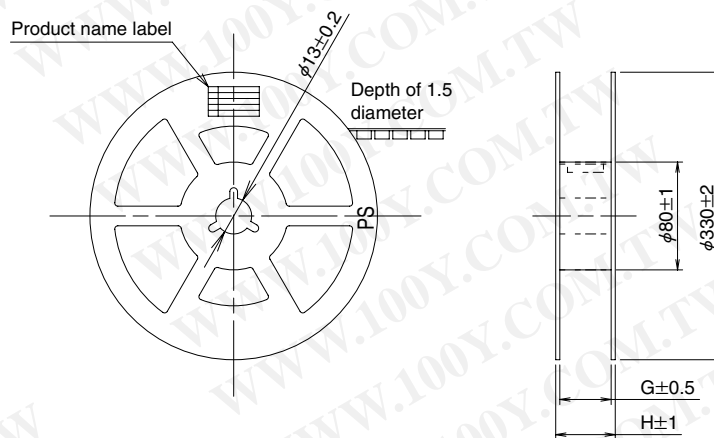
Note 1: This side feed hole is added to embossed tape where the D dimension is 32.0 min. wide.

Note 2: (53) packaging code embossed tape is without the bottom surface protrusion.

Plugs



Reel Dimensions

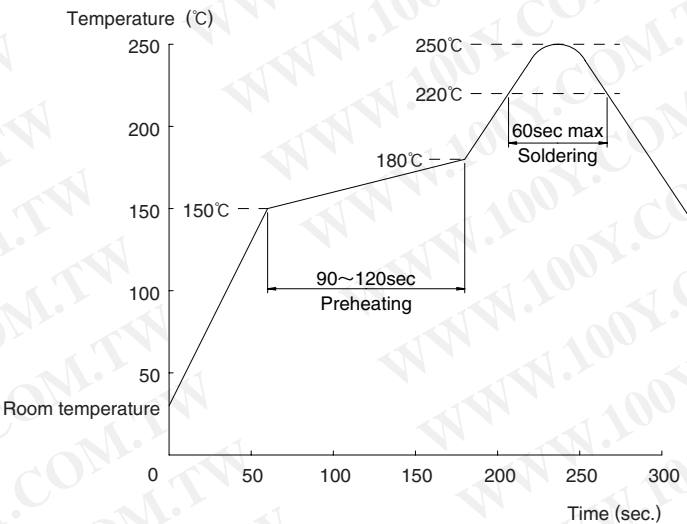


Unit: mm

Product No.	D	F	G	H
DF23C-10DP-0.5V(**)	16.0	7.5	17.5	21.5
DF23C-12DP-0.5V(**)	16.0	7.5	17.5	21.5
DF23C-14DP-0.5V(**)	16.0	7.5	17.5	21.5
DF23C-16DP-0.5V(**)	16.0	7.5	17.5	21.5
DF23C-18DP-0.5V(**)	16.0	7.5	17.5	21.5
DF23C-20DP-0.5V(**)	16.0	7.5	17.5	21.5
DF23C-22DP-0.5V(**)	24.0	11.5	25.5	29.5
DF23C-30DP-0.5V(**)	16.0	7.5	17.5	21.5
DF23C-40DP-0.5V(**)	24.0	11.5	25.5	29.5
DF23C-50DP-0.5V(**)	24.0	11.5	25.5	29.5
DF23C-60DP-0.5V(**)	24.0	11.5	25.5	29.5

Note : Code number (91) embossed tape is without the bottom surface protrusion.

◆ Usage Precautions

1.Recommended Temperature Profile Temperature	 <p>Note 1: Up to 2 cycles of Reflow soldering are possible under the same conditions, provided that there is a return to normal temperature between the first and second cycle.</p> <p>Note 2: The temperature profile indicates the board surface temperature at the point of contacts with the connector terminals.</p>
2.Recommended Manual Soldering Conditions	Temperature: 290°C±10°C, Soldering time: within 2 sec.
3.Recommended Screen Thickness and Open Area Ratio (Pattern Area Ratio)	Thickness : 0.12 mm Open Area ratio: 80%
4.Board Warping	Maximum of 0.03 mm at the connector center section, with both ends of the connector as reference points.
5.Cleaning Conditions	Refer to the "Nylon Connector Use Handbook."
6.Use and handling precautions.	■When manually handling the connectors avoid touching any portion of exposed terminal leads. This may cause deformation and lead to difficulties with placement and soldering on the PCB. When mating/un-mating do not use excessive force or lifting of one side only.

勝 特 力 材 料 886-3-5753170
勝特力电子(上海) 86-21-34970699
勝特力电子(深圳) 86-755-83298787
[Http://www.100y.com.tw](http://www.100y.com.tw)