



产品编号 : [5055721000](#)

Product Description : Micro-Lock Plus
Female Crimp Terminal, 2.00mm Pitch, Tin
(Sn) Plating, 22-26 AWG, Reel

系列号 : 505572

状态 : Active

Product Category : Crimp Terminals



文件和资源

图纸

[图纸 5055721000_sd.pdf](#)

3D 模型和设计文件

[3D模型 5055721000_stp.zip](#)

规格

[应用规格 5055700001-A03.pdf](#)

[包装规格 5055729200-200.pdf](#)

[产品规格 5055700001-PS-000.pdf](#)

[产品规格 5055700003-PS-000.pdf](#)

[产品规格 5055701001-PS-000.pdf](#)

模具规格

[压接规格 5055721000-C00.pdf](#)

产物环境合规

合规

GADSL/IMDS	Compliant with Exemption 44; 34
China RoHS	
EU ELV	Compliant per 2000/53/EC
Low-Halogen Status	Low-Halogen per IEC 61249-2-21
REACH SVHC	Not Contained per D(2023)3788-DC (14 Jun 2023)
EU RoHS	Compliant per EU 2015/863

多部分产品合规性声明

- Eu RoHS

- REACH SVHC

- Low-Halogen

多部分行业合规性文件

- IPC 1752A Class C

- IPC 1752A Class D

- Molex Product Compliance Declaration

- IEC-62474

- chemSHERPA (xml)

欧盟 RoHS 合格证书

产品详情

常规

状态	活动
类别	Crimp Terminals
系列	505572
说明	Micro-Lock Plus Female Crimp Terminal, 2.00mm Pitch, Tin (Sn) Plating, 22-26 AWG, Reel
应用	Signal, Wire-to-Board, Wire-to-Wire
产品系列	Micro-Lock Connector System
产品名称	Micro-Lock Plus
UPC	889056572521

电气

每触点最大电流	3.0A
电压 - 最大	250V AC (RMS)/DC

物理

耐用性(插拔次数) - 最多次数	30
性别	女
材料 - 金属	Copper Alloy
材料 - 接合部位电镀	Tin
材料 - 终端电镀	Tin
净重	66.200/mg
包装形式	Reel
最薄镀层 - 接合部位	0.700µm

终端界面类型	Crimp or Compression
导线绝缘直径	0.90-1.50mm
线径规格 (AWG)	22, 24, 26
线缆尺寸mm ²	AVSS 0.3, CAVUS 0.30, CIVUS 0.22

可连接使用部件

描述	产品编号
2.00mm Pitch, Micro-Lock Plus Single Row Receptacle Housings	<u>505570</u>

施工工具

全局

描述	产品编号
Hand Crimp Tool for Micro-Lock Plus 2.00mm Pitch Wire-to-Board Receptacle Terminals, 22-26 AWG, 0.30mm ² AVSS wires	<u>2002180800</u>
Hand Crimp Tool for Micro-Lock Plus Receptacle Crimp Terminals, 0.22mm ² CIVUS, 0.30mm ² CAVUS, and 0.30mm ² AVSS wires	<u>2002184500</u>
FA2 Mechanical Feed Crimp Applicator for Micro-Lock Plus Terminals, 22-26 AWG, UL1061 and 0.30mm ² AVSS Wire	<u>2130690100</u>
FA2 Pneumatic Feed Crimp Applicator for Micro-Lock Plus Crimp Terminals, 22-26 AWG, UL1061 and 0.30mm ² AVSS Wire	<u>2130690110</u>

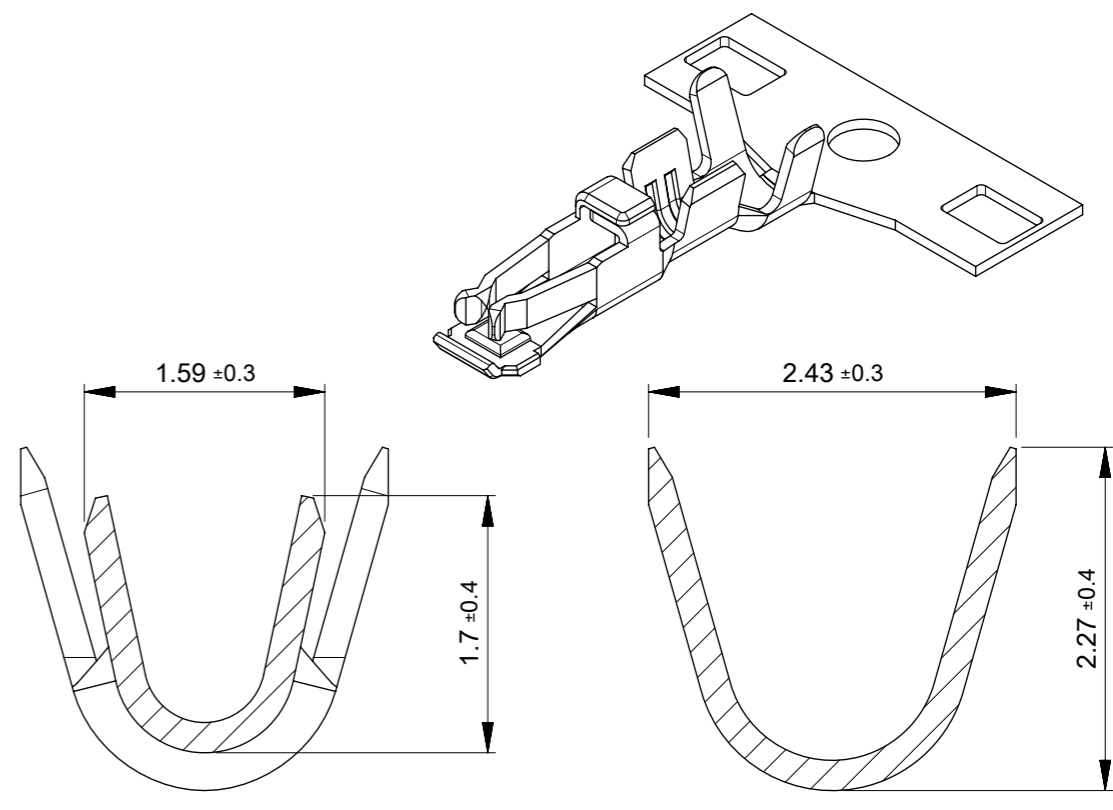
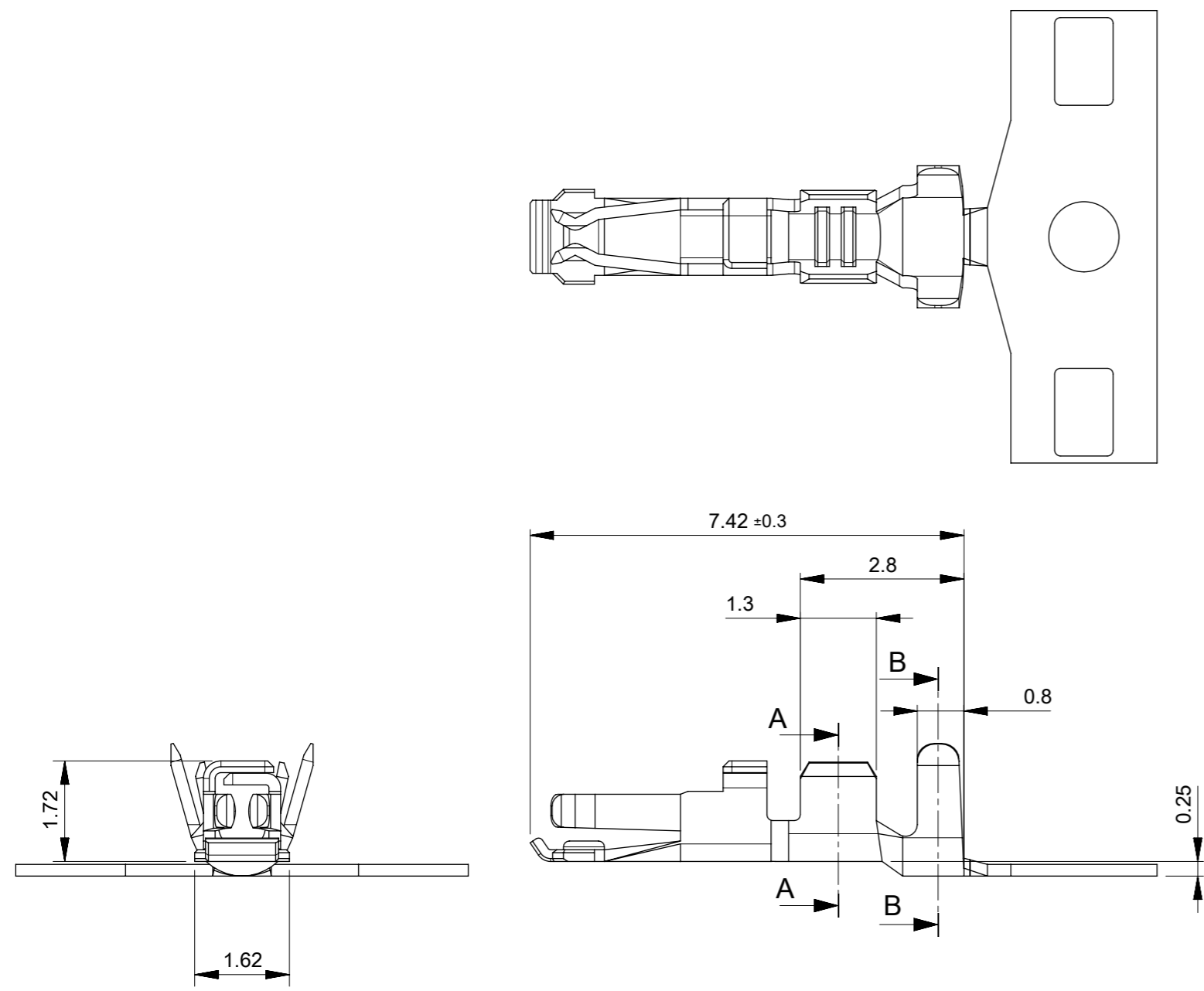
施工工具

日本

描述	产品编号
S-1 Applicator for Micro-Lock Plus Receptacle Terminal, 22-26 AWG	<u>5781523700</u>

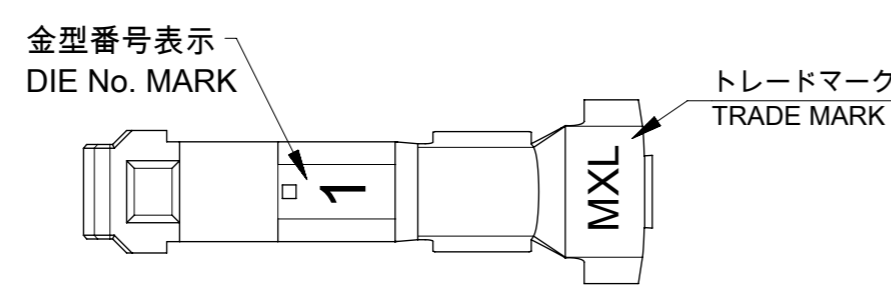
10 9 8 7 6 5 4 3 2 1

F
E
D
C
B
A



SECTION A-A SCALE 20:1
SECTION B-B SCALE 20:1

- 注記:
NOTES:
- △ 材質及び仕上げ(めっき仕様): TABLE 1参照
MATERIAL AND FINISHES (PLATING SPECIFICATION): SEE TABLE 1
 - △ 製品仕様書、コネクタ取扱説明書、適合嵌合相手、適合ハウジングはSHEET 2参照
PLEASE REFER TO SHEET 2 FOR PRODUCT SPECIFICATION, APPLICATION SPECIFICATION, MATE WITH AND APPLICABLE HOUSING.
 - 本製品は錫めっき品である。
金めっき品は5055721100-SD PSD 000をご参照下さい。
THIS IS TIN PLATING PRODUCT.
PLEASE REFER TO 5055721100-SD PSD 000 FOR GOLD PLATING.



△ TABLE 1

部品 PART	材質 MATERIAL	
ターミナル TERMINAL	母材 BASE MATERIAL	銅合金 COPPER ALLOY
	接点部 CONTACT AREA	錫めっき:0.7 MICROMETER MINIMUM リフロー処理(前めっき) MATTE TIN : 0.7 MICROMETER MINIMUM HEAT TREATED MATTE TIN (PRE-PLATING)
DOCUMENT STATUS	P1	RELEASE DATE 2023/08/04 04:03:58

Φ0.9 ~ Φ1.5	AWG: #22-#26	リール REEL	連鎖状 CHAIN	5055721000
絶縁被覆外径範囲 INSULATION RANGE	適合電線範囲 WIRE RANGE	梱包形態 PACKAGING	端子形状 FORM	発注番号 ORDER NUMBER

THIS DRAWING CONTAINS INFORMATION THAT IS PROPRIETARY TO MOLEX ELECTRONIC TECHNOLOGIES, LLC AND SHOULD NOT BE USED WITHOUT WRITTEN PERMISSION		CURRENT REV DESC:		molex	
DIMENSION UNITS	SCALE	EC NO: 718854			
mm	NTS	DRWN: SOKUMURA01 2023/02/28		MICRO-LOCK PLUS 2.0 RECEPTACLE CRIMP TERMINAL TIN PLATING	
GENERAL TOLERANCES (UNLESS SPECIFIED)		CHK'D: SAKIYAMA 2023/08/04			
ANGULAR TOL ± 3.0°		APPR: MARAI 2023/08/04		PRODUCT CUSTOMER DRAWING	
4 PLACES	± 0.2	INITIAL REVISION:		DOCUMENT NUMBER	
3 PLACES	± 0.2	DRWN: YUCHIKAWA 2016/01/20		5055721000	
2 PLACES	± 0.2	APPR: TKANEKO 2016/04/18		PSD 000 F	
1 PLACE	± 0.2	DRAFT WHERE APPLICABLE MUST REMAIN WITHIN DIMENSIONS		SHEET NUMBER	
0 PLACES	± 0.2	THIRD ANGLE PROJECTION	DRAWING	SERIES	MATERIAL NUMBER
			A3-SIZE	505572	SEE CHART
					CUSTOMER
					GENERAL
					1 OF 2

9 8 7 6 5 4 3 2 1

△ 2 適合製品及び各種仕様書 APPLICABLE PRODUCTS AND VARIOUS SPECIFICATIONS

梱包仕様書 PACKAGING SPECIFICATION	5055729200 PS 200
----------------------------------	-------------------

適合ハウジング シリーズ番号 APPLICABLE HOUSING SERIES NUMBER	505570
--	--------

適合嵌合相手 MATE WITH	タイプ TYPE	WIRE TO BOARD		WIRE TO WIRE
		VERTICAL	RIGHT ANGLE	
	シリーズ番号 SERIES NUMBER	505575	505578	213719
製品仕様書 PRODUCT SPECIFICATION		5055700001 PS 000		5055700003-PS PS 000
コネクタ取扱説明書 APPLICATION SPECIFICATION		5055700001 PS A03		

製品嵌合図は各適合嵌合相手図面を参照のこと。
MATING VIEW : REFER TO EACH "MATE WITH" PART DRAWING.

THIS DRAWING CONTAINS INFORMATION THAT IS PROPRIETARY TO MOLEX ELECTRONIC TECHNOLOGIES, LLC AND SHOULD NOT BE USED WITHOUT WRITTEN PERMISSION									
DIMENSION UNITS	SCALE	CURRENT REV DESC:					molex		
mm	NTS								
GENERAL TOLERANCES (UNLESS SPECIFIED)							MICRO-LOCK PLUS 2.0 RECEPTACLE CRIMP TERMINAL TIN PLATING		
ANGULAR TOL	± 3.0 °						PRODUCT CUSTOMER DRAWING		
4 PLACES	± 0.2	EC NO: 718854				DOCUMENT NUMBER			
3 PLACES	± 0.2	DRWN: SOKUMURA01			2023/02/28	5055721000		DOC TYPE	DOC PART
2 PLACES	± 0.2	CHK'D: SAKIYAMA			2023/08/04			PSD	000
1 PLACE	± 0.2	APPR: MARAI			2023/08/04				F
0 PLACES	± 0.2	INITIAL REVISION:						REVISION	
DRAFT WHERE APPLICABLE MUST REMAIN WITHIN DIMENSIONS		DRWN: YUCHIKAWA		2016/01/20					
		APPR: TKANEKO		2016/04/18					
		THIRD ANGLE PROJECTION	DRAWING	SERIES	MATERIAL NUMBER	CUSTOMER	SHEET NUMBER		
			A3-SIZE	505572	SEE SHEET 1	GENERAL	2 OF 2		

DOCUMENT STATUS	P1	RELEASE DATE	2023/08/04	04:03:58
-----------------	----	--------------	------------	----------