

規格書 | 產品型號: 2002-403

Push-in type jumper bar; insulated; 3-way; Nominal current 25 A; light gray

www.wago.com/2002-403



RoHS
Compliant

BOMcheck.net

顏色: ■

資料

電氣資料

Ratings per IEC/EN 60664-1

額定電壓 (III / 3)

800 V

額定電流

25 A

勝特力材料 886-3-5753170
勝特力电子(上海) 86-21-34970699
勝特力电子(深圳) 86-755-83298787
[Http://www.100y.com.tw](http://www.100y.com.tw)



Approvals Ex

額定電流 (Ex e II)	20 A
----------------	------

幾何數據

寬度	13,8 mm / 0.543 inch
----	----------------------

高度	19 mm / 0.748 inch
----	--------------------

深度	4,1 mm / 0.161 inch
----	---------------------

材料資料

顏色	淺灰色
----	-----

火災負載	0.01 MJ
------	---------

重量	1.4 g
----	-------

商業資料

Product Group	22 (TOPJOB S)
---------------	---------------

包裝類型	bag
------	-----

Country of origin	DE
-------------------	----

GTIN	4055143687331
------	---------------

Customs Tariff No.	85366990990
--------------------	-------------

Counterpart

下載

Documentation

Additional Information

Technical explanations	2019/4/3	pdf	下載
		2.1 MB	

CAD/CAE-Data

CAD data



2D/3D Models 2002-403	URL	下載
-----------------------	-----	----

CAE data

EPLAN Data Portal 2002-403		下載
----------------------------	--	----

Installation Notes

Jumpered



The push-in type jumper bar system is based on the common plug and socket principle. Each terminal block is spring-loaded with a double socket and a resilient CrNi steel spring. The jumper contact material is pure electrolytic copper, which allows for an extremely small design capable of carrying the full-rated current of the terminal block. Ground terminal blocks can also be commoned using the same jumper system. Custom jumpers are created by breaking and removing jumper contacts (2000, 2001, 2002, 2004 Series).

Removing a push-in type jumper bar.

Insert the operating tool between the jumper and the partition wall of the dual jumper slots, then lift up the jumper.

Place the operating tool in the center of jumpers up to five contacts (see above), or alternately on both sides for jumpers with more than five contacts.

Jumpered




Custom push-in type jumper bars are created by breaking off jumper contacts.

Marking a push-in type jumper bar using a felt-tip pen.

500 V

300 V

Jumpered



Stepping down via push-in type jumper bar.




Stepping down via push-in type jumper bar.



Stepping down via push-in type jumper bar.

Commoning via closed terminal side with end plate allows jumpering over two cross-section sizes, e.g., from 16 mm² (6 AWG) to 6 mm² (10 AWG) or from 6 mm² (10 AWG) to 2.5 mm² (14 AWG) (see illustration above).

Commoning via open terminal side with end plate allows jumpering over two cross-section sizes for 16 mm² (6 AWG) and 10 mm² (8 AWG) and one cross-section size for 6/4/2.5 mm² (10/12/14 AWG). An example: from 16 mm² (6 AWG) to 6 mm² (10 AWG) (see illustration above) or from 10 mm² (8 AWG) to 4 mm² (12 AWG).



Note:

The total current of the outgoing circuits shall not exceed the nominal current of the step-down jumper/push-in type jumper bar.

產品系列

TOPJOB® S

TOPJOB® S: In various industrial applications and modern building installations, WAGO's wide and versatile range of rail-mount terminal blocks provides more than just reliable electrical connections.

[顯示該系列的所有產品。](#)

勝特力材料 886-3-5753170
勝特力电子(上海) 86-21-34970699
勝特力电子(深圳) 86-755-83298787
[Http://www.100y.com.tw](http://www.100y.com.tw)