


Data sheet | Item number: 2002-7114

1-conductor N-disconnect terminal block; 2.5 mm<sup>2</sup>; Push-in CAGE CLAMP®;

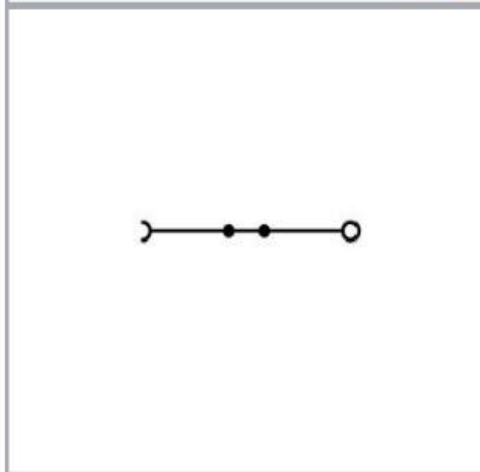
2,50 mm<sup>2</sup>; blue

[www.wago.com/2002-7114](http://www.wago.com/2002-7114)

勝特力電材超市-龍山店 886-3-5773766  
勝特力電材超市-光復店 886-3-5729570  
勝特力電子(上海) 86-21-34970699  
勝特力電子(深圳) 86-755-83298787  
<http://www.100y.com.tw>



Color: —



Data

Electrical data

Subject to changes. Please also observe the further product documentation!

WAGO GmbH & Co. KG

Hansastr. 27

32423 Minden

Phone: +49571 887-0 | Fax: +49571 887-169

Do you have any questions about our products?

We are always happy to take your call at +49 (571) 887-44222.

Data sheet | Item number: 2002-7114  
[www.wago.com/2002-7114](http://www.wago.com/2002-7114)



#### Electrical data

#### Ratings per IEC/EN

Nominal voltage (III/3)	250 V
Rated surge voltage (III/3)	4 kV
Rated current	32 A
Legend (ratings)	(III / 3) $\hat{=}$ Overvoltage category III / Pollution degree 3

#### Connection data

Total number of connection points	1
Total number of potentials	1
Number of levels	1
Number of jumper slots	2

#### Connection 1

Connection technology	Push-in CAGE CLAMP®
Actuation type	Push-in Operating tool
Connectable conductor materials	Copper
Nominal cross-section	2.5 mm <sup>2</sup>
Solid conductor	0.25 ... 4 mm <sup>2</sup> / 22 ... 12 AWG
Solid conductor; push-in termination	0.75 ... 4 mm <sup>2</sup> / 18 ... 12 AWG
Fine-stranded conductor	0.25 ... 4 mm <sup>2</sup> / 22 ... 12 AWG
Fine-stranded conductor; with insulated ferrule	0.25 ... 2.5 mm <sup>2</sup> / 22 ... 14 AWG
Fine-stranded conductor; with ferrule; push-in termination	1 ... 2.5 mm <sup>2</sup> / 18 ... 14 AWG
Note (conductor cross-section)	Depending on the conductor characteristic, a conductor with a smaller cross-section can also be inserted via push-in termination.
Strip length	10 ... 12 mm / 0.39 ... 0.47 inch
Wiring direction	Front-entry wiring

#### Physical data

Width	5.2 mm / 0.205 inch
Height	56.6 mm / 2.228 inch
Depth from upper edge of DIN-rail	37.7 mm / 1.484 inch

#### Mechanical data

Design	horizontal type
Mounting type Subject to changes. Please also observe the further product documentation!	DIN-35 rail

WAGO GmbH & Co. KG  
Hansastr. 27  
32423 Minden  
Phone: +49571 887-0 | Fax: +49571 887-169

Do you have any questions about our products?  
We are always happy to take your call at +49 (571) 887-44222.

Data sheet | Item number: 2002-7114  
[www.wago.com/2002-7114](http://www.wago.com/2002-7114)



Mounting type	DIN-35 rail
Marking level	Center/side marking

#### Material data

Color	blue
Insulation material	Polyamide (PA66)
Flammability class per UL94	V0
Fire load	0.02 MJ
Weight	8.5 g

#### Commercial data


Product Group	22 (TOPJOB S)
PU (SPU)	50 Stück
Packaging type	box
Country of origin	PL
GTIN	4044918902625
Customs tariff number	85365080900

#### Approvals / Certificates

##### Country specific Approvals

Logo	Approval	Additional Approval Text	Certificate name
	CCA DEKRA Certification B.V.	EN 60947	71- 107687
	CCA DEKRA Certification B.V.	EN 60947	NTR NL 7730

##### Ship Approvals

Logo	Approval	Additional Approval Text	Certificate name
	ABS American Bureau of Shipping	EN 60947	20- HG1941090- PDA
	DNV GL Det Norske Veritas, Germanischer Lloyd	-	TAE00001V2

Subject to changes. Please also observe the further product documentation!

WAGO GmbH & Co. KG  
Hansastr. 27  
32423 Minden  
Phone: +49571 887-0 | Fax: +49571 887-169

Do you have any questions about our products?  
We are always happy to take your call at +49 (571) 887-44222.