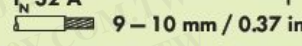
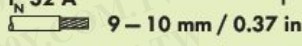
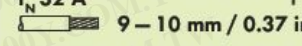
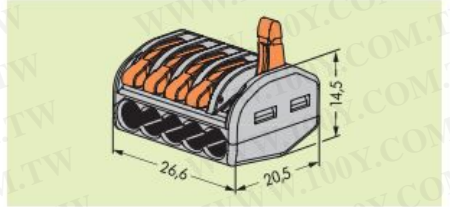


Compact Connectors for Flexible Conductors Series 222

| | | | | | |
|--|------------------------------|--|------------------------------|--|------------------------------|
| 2 x 0.08 – 2.5 mm ² "s+f-st" 4 mm ² "f-st" 400 V/4 kV/2** I _N 32 A  9 – 10 mm / 0.37 in * | 2xAWG 28 – 12 600 V, 20 A | 3 x 0.08 – 2.5 mm ² "s+f-st" 4 mm ² "f-st" 400 V/4 kV/2** I _N 32 A  9 – 10 mm / 0.37 in * | 3xAWG 28 – 12 600 V, 20 A | 5 x 0.08 – 2.5 mm ² "s+f-st" 4 mm ² "f-st" 400 V/4 kV/2** I _N 32 A  9 – 10 mm / 0.37 in * | 5xAWG 28 – 12 600 V, 20 A |
|--|------------------------------|--|------------------------------|--|------------------------------|



| Item no. | Pack. unit | Item no. | Pack. unit | Item no. | Pack. unit |
|---|------------|---|------------|---|------------|
| Compact connector, 2-wire connector, with levers max. continuous service temperature 85 °C gray 222-412 1000 (10*100) | | Compact connector, 3-wire connector, with levers max. continuous service temperature 85 °C gray 222-413 500 (10 x 50) | | Compact connector, 5-wire connector, with levers max. continuous service temperature 85 °C gray 222-415 400 (10 x 40) | |



Compact connectors

Clamp up to 5 stripped solid or stranded wires up to 2.5 mm²/AWG 12, without tools.

This is how it works:

Open the clamping point using one of the small orange colored levers so that the lever engages and keeps the clamping point in its open position. The wire can now be inserted, then the lever can be returned to its rest position, flush with the connector housing.


The safety:

The special rest position of the lever reliably prevents accidental unclamping of a connected wire. The additional application safety for any type of conductor (solid, stranded, flexible) is confirmed by approximations like ENEC or UL.



The ENEC mark is a European safety mark including 20 countries.

勝特力材料 886-3-5753170
 勝特力电子(上海) 86-21-34970699
 勝特力电子(深圳) 86-755-83298787
[Http://www.100y.com.tw](http://www.100y.com.tw)



* Further approvals with corresponding ratings can be found at www.wago.com
 ** In grounded power lines

Mounting Carrier Series 222


VOLUME 1

Mounting carrier for 2- to 5-pole 222 Series compact connectors

Carrier width 18 mm / 0.71 in

Strain relief plate for 222-500 mounting carrier

Universal right angled carrier




| Item no. | Pack. unit | Item no. | Pack. unit | Item no. | Pack. unit |
|--|----------------|--|-------------|---|-------------|
| Mounting carrier, orange, for 2- to 5-pole compact connectors 4 x 222-412; 3 x 222-413; 2 x 222-415 | | Strain relief plate, orange, for snapon fixing to 222-500 mounting carrier | | Universal right angled carrier, gray, in combination with 222-500 mounting carrier for DIN 35 rail mounting | |
| 222-500 | 50 (5 x 10) | 222-505 | 50 (5 x 10) | 222-510 | 50 (5 x 10) |
| Self-adhesive marker strips, plain | 210-334 | | | | |
| | 1 card | | | | |



Snapping of lateral connector safety lock



Mounting of strain relief plate to the mounting carrier



Snapping the universal right angled carrier on the mounting carrier




Testing connectors via test slots at the top of the carrier

勝特力材料 886-3-5753170
 勝特力电子(上海) 86-21-34970699
 勝特力电子(深圳) 86-755-83298787
[Http://www.100y.com.tw](http://www.100y.com.tw)

Types of Assembly for Mounting Carriers



Horizontal mounting on DIN 35 rail using universal right angled carrier



Horizontal mounting with strain relief plate on DIN 35 rail using universal right angled carrier



Horizontal mounting with strain relief plate on level surfaces



Vertical mounting with strain relief plate on DIN 35 rail. Marking of clamping units via marker strips



Strain relief by cable tie on the carrier, transverse to the connectors wiring direction. Molded marking of clamping units

勝特力材料 886-3-5753170
 勝特力电子(上海) 86-21-34970699
 勝特力电子(深圳) 86-755-83298787
[Http://www.100y.com.tw](http://www.100y.com.tw)