


勝特力電材超市-龍山店 886-3-5773766
 勝特力電材超市-光復店 886-3-5729570
 勝特力電子(上海) 86-21-34970699
 勝特力電子(深圳) 86-755-83298787
<http://www.100y.com.tw>


Description and handling
Terminal block strips with cage-clamp spring
Series 255, 256 and 257
WAGO Front-/side-entry

Formation of groups by coloured insulating housings;


Marking with self-adhesive marker strips




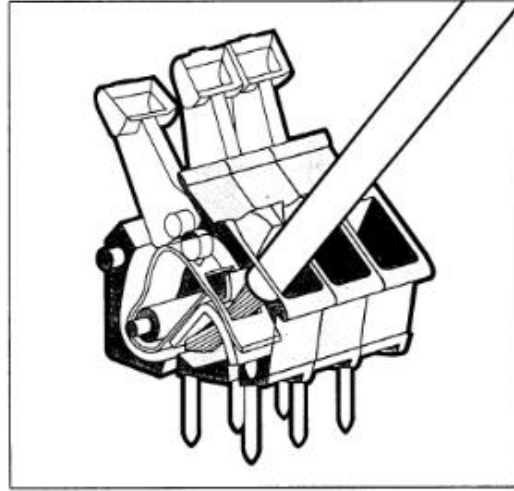
Marking by direct printing



Connection/removal of conductors, series 256



Connection/removal of conductors, series 255



Connection/removal of conductors, series 257, straight lever, front-entry




Connection/removal of conductors, series 257, right angle lever, side-entry



Conductor arrangement of staggered terminal block strips (for series 256 only)



Testing with test prods, series 255, 256 and 257



Testing with test plug adapter, series 255, 256 and 257

The cage-clamp spring clamps the following copper conductors:

For aluminium conductors please refer to the remarks on pages 40 and 41!



solid



stranded*



flexible*



flexible with ferrule (gaslight crimped) ①

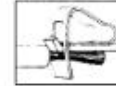


flexible w. pin terminal (gaslight crimped)

① When using ferrules, the maximum conductor cross-section which can be accommodated is one size below the nominal cross-section rating of the terminal block.

* For correct connection of conductors the information provided "Connection of flexible conductors" (page 4)

Modular terminal blocks with cage-clamp spring, series 255 Pitch 0-2 in (5/5.08 mm), 0-3 in (7.5/7.62 mm), 0-4 in (10/10.16 mm)



WAGO Front-entry

Pitch 0-2 in (5/5.08 mm) AWG 26 - 14 0.08 - 2.5 mm ² 300 V, 10 A 380/250 V~, Gr. B/C 300 V, 10 A 16 A Stripped length 0-23 in (5 - 6 mm)	Pitch 0-3 in (7.5/7.62 mm) AWG 26 - 14 0.08 - 2.5 mm ² 300 V 660/380 V~, Gr. B/C 300 V 16 A Stripped length 0-23 in (5 - 6 mm)	Pitch 0-4 in (10/10.16 mm) AWG 26 - 14 0.08 - 2.5 mm ² 300 V 750/660 V~, Gr. B/C 300 V 16 A Stripped length 0-23 in (5 - 6 mm)
---	---	---

VDE-test report



Colour	Item-No.	Pack-unit pcs.	Colour	Item-No.	Pack-unit pcs.	Colour	Item-No.	Pack-unit pcs.
Modular terminal blocks, with 2 solder pins			Modular terminal blocks, with 2 solder pins			Modular terminal blocks, with 2 solder pins		
grey	255-401	500 (5 x 100)	grey	255-501	300 (3 x 100)	grey	255-601	200 (2 x 100)
dark grey	255-742	500 (5 x 100)	dark grey	255-752	300 (3 x 100)	dark grey	255-762	200 (2 x 100)
light grey	255-743	500 (5 x 100)	light grey	255-753	300 (3 x 100)	light grey	255-763	200 (2 x 100)
blue	255-744	500 (5 x 100)	blue	255-754	300 (3 x 100)	blue	255-764	200 (2 x 100)
orange	255-746	500 (5 x 100)	orange	255-756	300 (3 x 100)	orange	255-766	200 (2 x 100)
light green	255-747	500 (5 x 100)	light green	255-757	300 (3 x 100)	light green	255-767	200 (2 x 100)

suitable for EEx i-applications

suitable for EEx i-applications

Accessories (for marking accessories please see pages 38 - 39)

End plate, snap-on type, 0-039 in (1 mm) thick			End plate, snap-on type, 0-039 in (1 mm) thick			End plate, snap-on type, 0-039 in (1 mm) thick		
grey	255-100	100	grey	255-100	100	grey	255-100	100
dark grey	255-200	100	dark grey	255-200	100	dark grey	255-200	100
light grey	255-300	100	light grey	255-300	100	light grey	255-300	100
blue	255-400	100	blue	255-400	100	blue	255-400	100
orange	255-600	100	orange	255-600	100	orange	255-600	100
light green	255-700	100	light green	255-700	100	light green	255-700	100

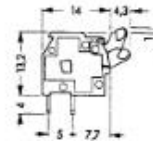
Dimensions [in mm]



Diameter of drilled holes: 1.1^{+0.1} mm



Diameter of drilled holes: 1.1^{+0.1} mm






Diameter of drilled holes: 1.1^{+0.1} mm

Terminal block strips with cage-clamp spring, series 255 Pitch 0-2 in (5/5.08 mm), 0-3 in (7.5/7.62 mm), 0-4 in (10/10.16 mm)

WAGO Front-entry



Pitch 0-2 in (5/5.08 mm)	Pitch 0-3 in (7.5/7.62 mm)	Pitch 0-4 in (10/10.16 mm)
AWG 26 - 14	AWG 26 - 14	AWG 26 - 14
0.08 - 2.5 mm ²	0.08 - 2.5 mm ²	0.08 - 2.5 mm ²
300 V, 10 A	300 V	300 V
380/250 V~, Gr. B/C	660/380 V~, Gr. B/C	750/660 V~, Gr. B/C
300 V, 15 A	300 V	300 V
16 A	16 A	16 A
Stripped length 0-23 in (5 - 6 mm)	Stripped length 0-23 in (5 - 6 mm)	Stripped length 0-23 in (5 - 6 mm)



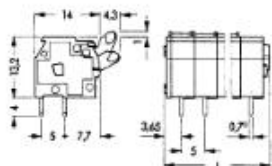
No. of poles	Item-No.	Pack.-unit pcs.	No. of poles	Item-No.	Pack.-unit pcs.	No. of poles	Item-No.	Pack.-unit pcs.
Terminal block strips, grey, standard parts ⑥, 2 solder pins/pole			Terminal block strips, grey ⑥, standard parts ⑥, 2 solder pins/pole			Terminal block strips, grey ⑥, standard parts ⑥, 2 solder pins/pole		
2	255-402		2	255-502		2	255-602	
3	255-403		3	255-503		3	255-603	
4	255-404		4	255-504		4	255-604	
6	255-406		6	255-506		6	255-606	
8	255-408		8	255-508		8	255-608	
12	255-412		12	255-512		12	255-612	
16	255-416		16	255-516		16	255-616	
24	255-424		24	255-524		24	255-624	
36	255-436							
48	255-448							



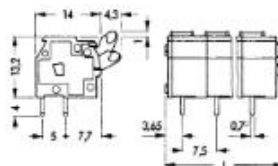
Additional item-no. for terminal block strips in
 blue .../000-006 ⑥
 dark grey .../000-008
 light grey .../000-009
 orange .../000-012
 light green .../000-017

Ordering examples
 Terminal block strip, pitch 0-2 in (5/5.08 mm)
 8 poles, orange: 255-408/000-012
 Terminal block strip, pitch 0-3 in (7.5/7.62 mm)
 12 poles, blue: 255-512/000-006

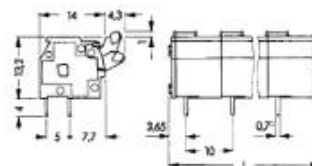
Dimensions (in mm) (Adjustment of pin spacing is made by pulling on the end blocks such that they expand to satisfy the hole center required.)



L = (No. of poles x pitch) + 2.9 mm
 Diameter of drilled holes: 1.1^{+0.1} mm



L = (No. of poles x pitch) + 2.9 mm
 Diameter of drilled holes: 1.1^{+0.1} mm



L = (No. of poles x pitch) + 2.9 mm
 Diameter of drilled holes: 1.1^{+0.1} mm

Modular terminal blocks with cage-clamp spring, series 256 Pitch 0-2 in (5/5.08 mm), 0-3 in (7.5/7.62 mm), 0-4 in (10/10.16 mm)

WAGO Front-entry



Pitch 0-2 in (5/5.08 mm) AWG 26 - 14 0.08 - 2.5 mm ² 300 V, 10 A \mathbb{W} 380/250 V~, Gr. B/C 300 V, 15 A \mathbb{E} 16 A Stripped length 0-23 in (5 - 6 mm)	Pitch 0-3 in (7.5/7.62 mm) AWG 26 - 14 0.08 - 2.5 mm ² 300 V 500/380 V~, Gr. B/C 300 V 16 A Stripped length 0-23 in (5 - 6 mm)	Pitch 0-4 in (10/10.16 mm) AWG 26 - 14 0.08 - 2.5 mm ² 300 V 750/500 V~, Gr. B/C 300 V 16 A Stripped length 0-23 in (5 - 6 mm)
--	--	--

* \mathbb{W} \mathbb{E} \mathbb{C} \mathbb{D} \mathbb{E} \mathbb{F} VDE-test report

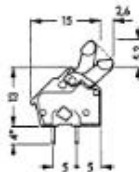


Colour	Item-No.	Pack-unit pcs.	Colour	Item-No.	Pack-unit pcs.	Colour	Item-No.	Pack-unit pcs.
Modular terminal blocks, with 2 solder pins			Modular terminal blocks, with 2 solder pins			Modular terminal blocks, with 2 solder pins		
grey	256-401	500 (5 x 100)	grey	256-501	300 (3 x 100)	grey	256-601	200 (2 x 100)
dark grey	256-742	500 (5 x 100)	dark grey	256-752	300 (3 x 100)	dark grey	256-762	200 (2 x 100)
light grey	256-743	500 (5 x 100)	light grey	256-753	300 (3 x 100)	light grey	256-763	200 (2 x 100)
blue	256-744	500 (5 x 100)	blue	256-754 \mathbb{I}	300 (3 x 100)	blue	256-764 \mathbb{I}	200 (2 x 100)
orange	256-746	500 (5 x 100)	orange	256-756	300 (3 x 100)	orange	256-766	200 (2 x 100)
light green	256-747	500 (5 x 100)	light green	256-757	300 (3 x 100)	light green	256-767	200 (2 x 100)
Additional item-no. for modular terminal blocks with solder pins 0-216 in (5.5 mm) .../332-000			Additional item-no. for modular terminal blocks with solder pins 0-216 in (5.5 mm) .../332-000			Additional item-no. for modular terminal blocks with solder pins 0-216 in (5.5 mm) .../332-000		
			\mathbb{I} suitable for EEx i-applications			\mathbb{I} suitable for EEx i-applications		

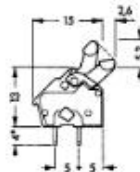
Accessories (for marking accessories please see pages 38 - 39)

End plate, snap-on type, 0.039 in (1 mm) thick			End plate, snap-on type, 0.039 in (1 mm) thick			End plate, snap-on type, 0.039 in (1 mm) thick		
grey	256-100	100	grey	256-100	100	grey	256-100	100
dark grey	256-200	100	dark grey	256-200	100	dark grey	256-200	100
light grey	256-300	100	light grey	256-300	100	light grey	256-300	100
blue	256-400	100	blue	256-400	100	blue	256-400	100
orange	256-600	100	orange	256-600	100	orange	256-600	100
light green	256-700	100	light green	256-700	100	light green	256-700	100

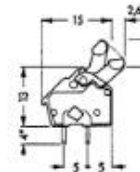
Dimensions (in mm)



* 5.5 mm (for long solder pins)
Diameter of drilled holes: 1.1^{+0.1} mm



* 5.5 mm (for long solder pins)
Diameter of drilled holes: 1.1^{+0.1} mm




* 5.5 mm (for long solder pins)
Diameter of drilled holes: 1.1^{+0.1} mm

Terminal block strips with cage-clamp spring, series 256 Pitch 0-2 in (5/5.08 mm), 0-3 in (7.5/7.62 mm), 0-4 in (10/10.16 mm)

WAGO Front-entry



Pitch 0-2 in (5/5.08 mm) AWG 26 - 14 0.08 - 2.5 mm ² 300 V, 10 A \mathbb{A} 380/250 V~, Gr. B/C 300 V, 15 A \mathbb{A} 16 A Stripped length 0-23 in (5 - 6 mm)	Pitch 0-3 in (7.5/7.62 mm) AWG 26 - 14 0.08 - 2.5 mm ² 500/380 V~, Gr. B/C 16 A Stripped length 0-23 in (5 - 6 mm)	Pitch 0-4 in (10/10.16 mm) AWG 26 - 14 0.08 - 2.5 mm ² 750/500 V~, Gr. B/C 16 A Stripped length 0-23 in (5 - 6 mm)
--	--	--



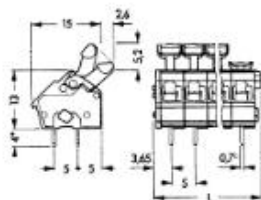
No. of poles	Item-No.	Pack.-unit pcs.	No. of poles	Item-No.	Pack.-unit pcs.	No. of poles	Item-No.	Pack.-unit pcs.
Terminal block strips, grey, standard parts \mathbb{A} , 2 solder pins/pole			Terminal block strips, grey \mathbb{A} , standard parts \mathbb{A} , 2 solder pins/pole			Terminal block strips, grey \mathbb{A} , standard parts \mathbb{A} , 2 solder pins/pole		
2	256-402		2	256-502		2	256-602	
3	256-403		3	256-503		3	256-603	
4	256-404		4	256-504		4	256-604	
6	256-406		6	256-506		6	256-606	
8	256-408		8	256-508		8	256-608	
12	256-412		12	256-512		12	256-612	
16	256-416		16	256-516		16	256-616	
24	256-424		24	256-524		24	256-624	
36	256-436							
48	256-448							
Additional item-no. for terminal block strips with solder pins 0-216 in (5.5 mm) .../332-000			Additional item-no. for terminal block strips with solder pins 0-216 in (5.5 mm) .../332-000			Additional item-no. for terminal block strips with solder pins 0-216 in (5.5 mm) .../332-000		



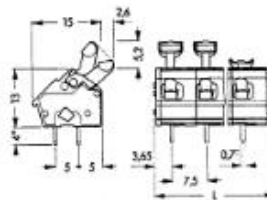
Additional item-no. for terminal block strips in
 blue .../000-006 \mathbb{A}
 dark grey .../000-008
 light grey .../000-009
 orange .../000-012
 light green .../000-017

Ordering examples
 Terminal block strip, pitch 0-2 in (5/5.08 mm)
 8-pole, orange 256-408/000-012
 Terminal block strip, pitch 0-3 in (7.5/7.62 mm)
 12-pole, blue 256-512/000-006

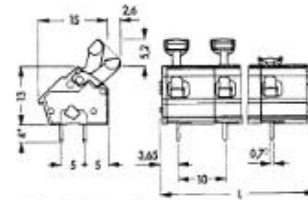
Dimensions (in mm) (Adjustment of pin spacing is made by pulling on the end blocks such that they expand to satisfy the hole centers required.)



* 5.5 mm (for long solder pins)
 $L = (\text{No. of poles} \times \text{pitch}) + 2.9 \text{ mm}$
 Diameter of drilled holes: $1.1^{+0.1} \text{ mm}$



* 5.5 mm (for long solder pins)
 $L = (\text{No. of poles} \times \text{pitch}) + 2.9 \text{ mm}$
 Diameter of drilled holes: $1.1^{+0.1} \text{ mm}$




* 5.5 mm (for long solder pins)
 $L = (\text{No. of poles} \times \text{pitch}) + 2.9 \text{ mm}$
 Diameter of drilled holes: $1.1^{+0.1} \text{ mm}$

Modular terminal blocks with cage-clamp spring, series 257
Pitch 0-2 in (5/5.08 mm), 0-3 in (7.5/7.62 mm), 0-4 in (10/10.16 mm)

WAGO Front-/Side-entry



Pitch 0-2 in (5/5.08 mm) AWG 26 - 14 0.08 - 2.5 mm ² 380/250 V~, Gr. B/C 16 A Stripped length 0-23 in (5 - 6 mm)	Pitch 0-3 in (7.5/7.62 mm) AWG 26 - 14 0.08 - 2.5 mm ² 500/380 V~, Gr. B/C 16 A Stripped length 0-23 in (5 - 6 mm)	Pitch 0-4 in (10/10.16 mm) AWG 26 - 14 0.08 - 2.5 mm ² 750/500 V~, Gr. B/C 16 A Stripped length 0-23 in (5 - 6 mm)
--	--	--



Colour	Item-No.	Item-No.	Pack.-unit pcs.	Colour	Item-No.	Item-No.	Pack.-unit pcs.	Colour	Item-No.	Item-No.	Pack.-unit pcs.
Modular terminal blocks, with 2 solder pins				Modular terminal blocks, with 2 solder pins				Modular terminal blocks, with 2 solder pins			
	right angle lever	straight lever			right angle lever	straight lever			right angle lever	straight lever	
grey	257-451	257-401	500 (5 x 100)	grey	257-551	257-501	300 (3 x 100)	grey	257-651	257-601	200 (2 x 100)
dark grey	257-842	257-742	500 (5 x 100)	dark grey	257-852	257-752	300 (3 x 100)	dark grey	257-862	257-762	200 (2 x 100)
light grey	257-843	257-743	500 (5 x 100)	light grey	257-853	257-753	300 (3 x 100)	light grey	257-863	257-763	200 (2 x 100)
blue	257-844	257-744	500 (5 x 100)	blue	257-854	257-754	300 (3 x 100)	blue	257-864	257-764	200 (2 x 100)
orange	257-846	257-746	500 (5 x 100)	orange	257-856	257-756	300 (3 x 100)	orange	257-866	257-766	200 (2 x 100)
light green	257-847	257-747	500 (5 x 100)	light green	257-857	257-757	300 (3 x 100)	light green	257-867	257-767	200 (2 x 100)

① suitable for EEx i-applications

① suitable for EEx i-applications

Accessories (for marking accessories please see pages 38 - 39)

End plate, snap-on type, 0-039 in (1 mm) thick

grey	257-100	100
dark grey	257-200	100
light grey	257-300	100
blue	257-400	100
orange	257-600	100
light green	257-700	100

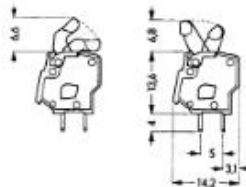
End plate, snap-on type, 0-039 in (1 mm) thick

grey	257-100	100
dark grey	257-200	100
light grey	257-300	100
blue	257-400	100
orange	257-600	100
light green	257-700	100

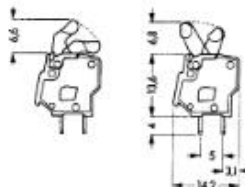
End plate, snap-on type, 0-039 in (1 mm) thick

grey	257-100	100
dark grey	257-200	100
light grey	257-300	100
blue	257-400	100
orange	257-600	100
light green	257-700	100

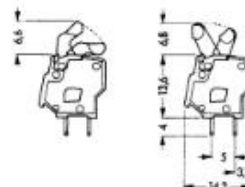
Dimensions (in mm)



Diameter of drilled holes: 1.1^{+0.1} mm



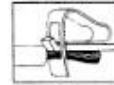
Diameter of drilled holes: 1.1^{+0.1} mm



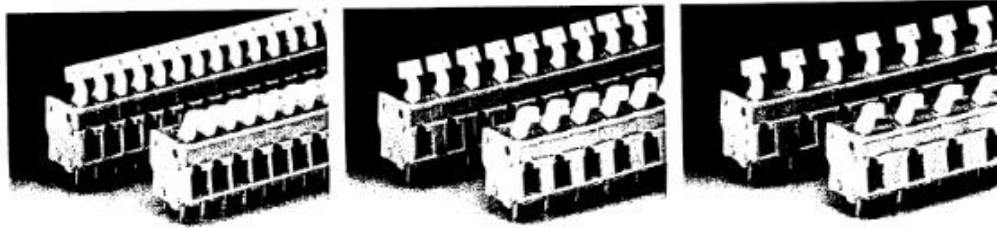
Diameter of drilled holes: 1.1^{+0.1} mm

Terminal block strips with cage-clamp spring, series 257 Pitch 0-2 in (5/5.08 mm), 0-3 in (7.5/7.62 mm), 0-4 in (10/10.16 mm)

WAGO Front-/Side-entry



Pitch 0-2 in (5/5.08 mm) AWG 26 - 14 0.08 - 2.5 mm ² 380/250 V~, Gr. B/C 16 A Stripped length 0-23 in (5 - 6 mm)	Pitch 0-3 in (7.5/7.62 mm) AWG 26 - 14 0.08 - 2.5 mm ² 500/380 V~, Gr. B/C 16 A Stripped length 0-23 in (5 - 6 mm)	Pitch 0-4 in (10/10.16 mm) AWG 26 - 14 0.08 - 2.5 mm ² 750/500 V~, Gr. B/C 16 A Stripped length 0-23 in (5 - 6 mm)
---	---	---



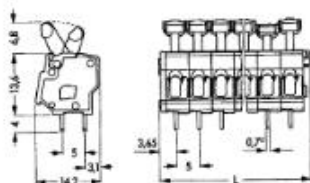
No. of poles	Item-No.	Item-No.	Pack.-unit pcs.	No. of poles	Item-No.	Item-No.	Pack.-unit pcs.	No. of poles	Item-No.	Item-No.	Pack.-unit pcs.
Terminal block strips, grey, standard parts ②				Terminal block strips, grey ②, standard parts ②				Terminal block strips, gray ②, standard parts ②			
2 solder pins/pole				2 solder pins/pole				2 solder pins/pole			
	right angle lever	straight lever		right angle lever	straight lever		right angle lever	straight lever		right angle lever	straight lever
2	257-452	257-402		2	257-552	257-502		2	257-652	257-602	
3	257-453	257-403		3	257-553	257-503		3	257-653	257-603	
4	257-454	257-404		4	257-554	257-504		4	257-654	257-604	
6	257-456	257-406		6	257-556	257-506		6	257-656	257-606	
8	257-458	257-408		8	257-558	257-508		8	257-658	257-608	
12	257-462	257-412		12	257-562	257-512		12	257-662	257-612	
16	257-466	257-416		16	257-566	257-516		16	257-666	257-616	
24	257-474	257-424		24	257-574	257-524		24	257-674	257-624	
36	257-486	257-436									
48	257-498	257-448									



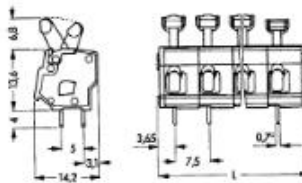
Additional item-no. for terminal block strips in
 blue .../000-006 ②
 dark grey .../000-008
 light grey .../000-009
 orange .../000-012
 light green .../000-017

Ordering examples
 Terminal block strip, 0-2 in (5/5.08 mm)
 8-pole, orange, straight lever
 257-408/000-012
 Terminal block strip, 0-4 in (10/10.16 mm)
 12-pole, blue, right angle lever
 257-662/000-006

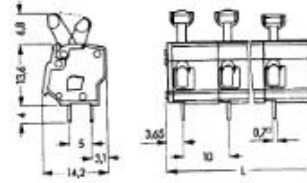
Dimensions (in mm) (Adjustment of pin spacing is made by pulling on the end blocks such that they expand to satisfy the hole centers required.)



Dimensions for right angle pins see page 14
 $L = (\text{No. of poles} \times \text{pitch}) + 2.9 \text{ mm}$
 Diameter of drilled hole: $1.1^{+0.1} \text{ mm}$



Dimensions for right angle pins see page 14
 $L = (\text{No. of poles} \times \text{pitch}) + 2.9 \text{ mm}$
 Diameter of drilled hole: $1.1^{+0.1} \text{ mm}$



Dimensions for right angle pins see page 14
 $L = (\text{No. of poles} \times \text{pitch}) + 2.9 \text{ mm}$
 Diameter of drilled hole: $1.1^{+0.1} \text{ mm}$


② Other numbers of poles and/or terminal block strips with mixed colours acc. to customer's specification see page 26.

WAGO

Test plug adapters, for PCB Terminal blocks, series 255, 256 and 257



Pitch 0-196 in (5 mm);
0-295 in (7.5 mm);
0-393 in (10 mm)
Test voltage 250 V~, Gr. B;
500 V~, Gr. B;
750 V~, Gr. B
Test current 6 A max.

Pitch 0-2 in (5.08 mm);
0-3 in (7.62 mm);
0-4 in (10.16 mm)
Test voltage 250 V~, Gr. B;
500 V~, Gr. B;
750 V~, Gr. B
Test current 6 A max.



Item-No.	Pack.-unit pcs.	Item-No.	Pack.-unit pcs.
Modular test plug adapter, 1-pole, can be assembled to multipole test plug adapter strips, diameter of socket for test plug 0-078 in (2 mm) and 0-090 in (2.3 mm), suitable for PCB terminal blocks series 255, 256 and 257, grey			
Pitch 0-196 in (5 mm) 249-110	100 (4 x 25)	Pitch 0-2 in (5.08 mm) 249-111	100 (4 x 25)
Pitch 0-295 in (7.5 mm) 249-112	50 (2 x 25)	Pitch 0-3 in (7.62 mm) 249-113	50 (2 x 25)
Pitch 0-393 in (10 mm) 249-114	50 (2 x 25)	Pitch 0-4 in (10.16 mm) 249-115	50 (2 x 25)

Accessories


 Test plug, w. cable 1'6" (500 mm) Ø 0-078 in (2 mm), red 210-136 20 Ø 0-090 in (2.3 mm), y. 210-137 20	 Test plug, w. cable 1'6" (500 mm) Ø 0-078 in (2 mm), red 210-136 20 Ø 0-090 in (2.3 mm), y. 210-137 20
--	--



Assembly to multipole test plug adapter strips



Snap-on fixing of test plug adapter to the terminal block strip

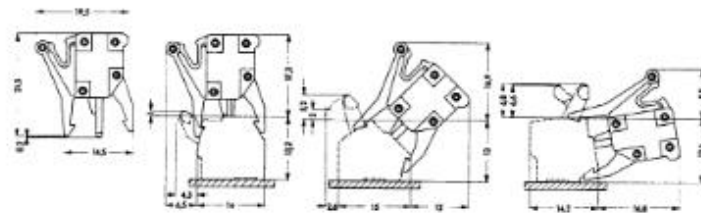


Testing on terminal blocks without connected wires



Testing on terminal blocks with connected wires. Maximum connectable wire size at 0-196/0-2 in (5/5.08 mm) pitch: AWG 16 (1.5 mm²)

Dimensions (in mm)



Test plug adapter on series 255

256

257