



产品编号 : [09503101](#)


Product Description : KK 3.96mm Crimp Housing, Friction Ramp, 10 Circuits, Natural

系列号 : 2139

状态 : Active

Product Category : Connector Housings

工程编号 : 2139-10A



文件和资源

图纸

[图纸 009503101_sd.pdf](#)

3D 模型和设计文件

[3D模型 009503101_stp.zip](#)

规格

[产品规格 PS-08-50-001.pdf](#)

产物环境合规

合规

GADSL/IMDS	Not Relevant
China RoHS	
EU ELV	Not Relevant
Low-Halogen Status	Low-Halogen per IEC 61249-2-21
REACH SVHC	Not Contained per D(2023)8585-DC (23 Jan 2024)
EU RoHS	Compliant per EU 2015/863

[多部分产品合规性声明](#)

- Eu RoHS
- REACH SVHC
- Low-Halogen

[多部分行业合规性文件](#)

- IPC 1752A Class C
- IPC 1752A Class D
- Molex Product Compliance Declaration
- IEC-62474
- chemSHERPA (xml)

欧盟 RoHS 合格证书

产品详情

常规

状态	活动
类别	Connector Housings
系列	2139
说明	KK 3.96mm Crimp Housing, Friction Ramp, 10 Circuits, Natural
应用	Power, Wire-to-Board
产品系列	KK Interconnect Systems
产品名称	KK 396
UPC	800753618992

机构

CSA	LR19980
UL	E29179

物理

电路数（最多）	10
颜色-树脂	Natural
阻燃性	94V-2
性别	Receptacle
符合灼热丝规范	否
锁定插接部位	是
材料 - 树脂	Nylon
净重	2.576/g
行数	1
包装形式	Bag
面板安装式	否

间距 - 插配接口	3.96mm
运行温度范围	See Product Specification

进程

无铅	不适用
----	-----

可配插/可连接使用的产品

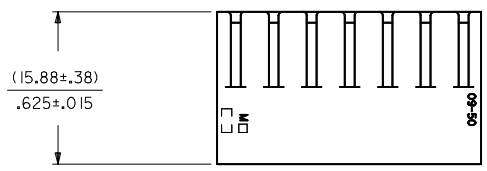
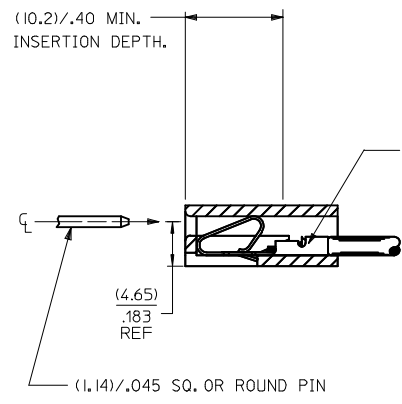
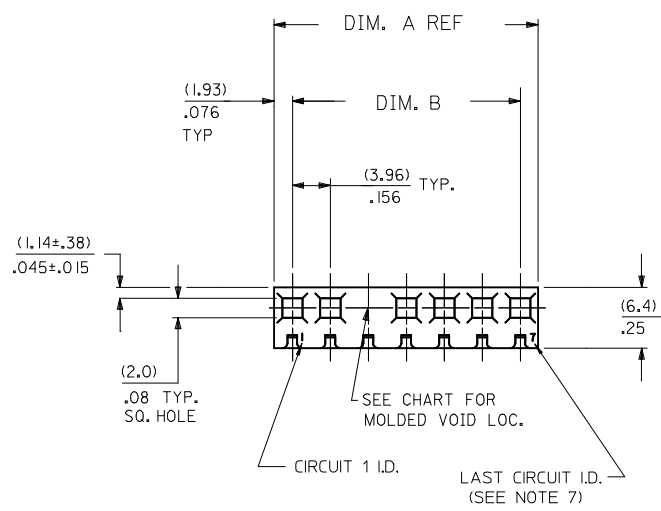
可配插部件

描述	产品编号
KK 396 Vertical Breakaway Headers	<u>41661</u>
KK 396 Right-Angle Breakaway Headers	<u>41662</u>
KK 396 Vertical Square Pin Breakaway Headers	<u>41671</u>
KK 396 Right-Angle Friction Lock Breakaway Headers	<u>41672</u>
KK 396 Vertical Headers without Peg	<u>41771</u>
KK 396 Right-Angle Headers without Peg	<u>41772</u>
KK 396 Vertical Headers with Friction Lock	<u>41791</u>
KK 396 Right-Angle Headers with Friction Lock	<u>41792</u>
KK 396 Vertical Headers with Friction Lock	<u>42491</u>
KK 396 Right-Angle Headers with Friction Lock	<u>42492</u>

可连接使用部件

描述	产品编号
KK 396 Female Crimp Terminals	<u>2478</u>
KK 396 Female Crimp Terminals	<u>2578</u>

20 19 18 17 16 15 14 13 12 11 10 9 8 7 6 5 4 3 2 1



OPTION CODE _____ NO. OF CKT'S. 2139-N* - * *

OPT. CODE	RAMP	PACKAGING
A	STD. RAMP	PK-2139-001
C	NONE	

VOID CODE NO. CORRESPONDS TO CKT. NO. VOIDED. MULT. VOIDS START WITH 51.

DIM. A	DIM. B	NO. OF CKTS
(7.82)	(3.96±.13)	2
.308	.156±.005	
(11.79)	(7.92±.13)	3
.464	.312±.005	
(15.75)	(11.89±.13)	4
.620	.468±.005	
(19.71)	(15.85±.13)	5
.776	.624±.005	
(23.67)	(19.81±.13)	6
.932	.780±.005	
(27.64)	(23.77±.13)	7
1.088	.936±.005	
(31.60)	(27.74±.25)	8
1.244	1.092±.010	
(35.56)	(31.70±.25)	9
1.400	1.248±.010	
(39.52)	(35.66±.25)	10
1.556	1.404±.010	
(43.48)	(39.62±.25)	11
1.712	1.560±.010	
(47.45)	(43.59±.25)	12
1.868	1.716±.010	
(51.41)	(47.55±.31)	13
2.024	1.872±.012	
(55.37)	(51.51±.36)	14
2.180	2.028±.014	
(59.33)	(55.47±.36)	15
2.336	2.184±.014	
(63.30)	(59.44±.36)	16
2.492	2.340±.014	
(67.26)	(63.40±.36)	17
2.648	2.496±.014	
(71.22)	(67.36±.36)	18
2.804	2.652±.014	
(75.18)	(71.32±.36)	19
2.960	2.808±.014	
(79.15)	(75.29±.36)	20
3.116	2.964±.014	
(83.11)	(79.25±.46)	21
3.272	3.120±.018	
(87.07)	(83.21±.46)	22
3.428	3.276±.018	
(91.03)	(87.17±.46)	23
3.584	3.432±.018	
(95.00)	(91.14±.46)	24
3.740	3.588±.018	

- NOTES:
- MATERIAL: NYLON, UL94V-2, COLOR: NATURAL
 - FINISH: N/A
 - PARTS CONFORM TO PRODUCT SPECIFICATION PS-08-50.
 - PACKAGING INFORMATION: SEE LEGEND
 - THIS HOUSING FOR USE WITH TERMINAL NO. 2478 (18 TO 24 GA) & 2578 (22 TO 26 GA). WITH (2.54) .100 MAX. INSULATION DIA., HOUSING 41695 IS RECOMMENDED FOR OVER (2.54) .100 DIA. INSULATION.
 - DIMENSIONS GIVEN ACROSS CENTERLINES ARE SYMMETRICAL ABOUT THOSE CENTERLINES WITHIN HALF THE TOTAL TOLERANCE.
 - LAST CIRCUIT NUMBER NOT PRESENT ON 2-5 CIRCUIT HOUSINGS AND MAY OR MAY NOT BE PRESENT ON 6 CIRCUIT HOUSINGS AND LARGER.
 - MAX BOW .005 MM/MM OR .005 IN/IN
 - THIS PART CONFORMS TO CLASS B REQUIREMENTS OF COSMETIC SPECIFICATION PS-45499-002.

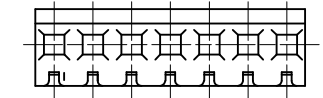
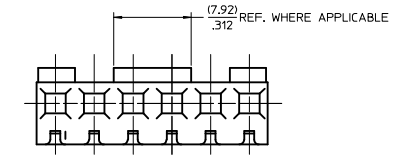
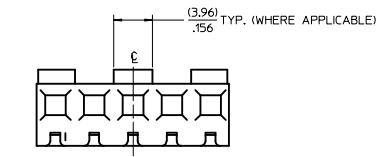
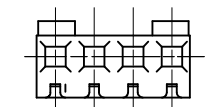
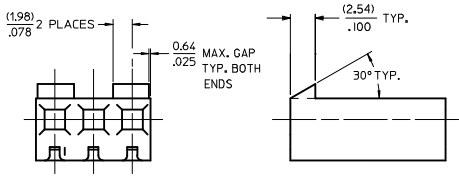
REVISE NOTE 7 EC NO. UCP2015-4588 DESIGNED BY: 2015/05/04 DRAWN BY: 2015/05/04 CHECKED BY: 2015/05/04 APPROVED BY: 2015/05/04 APPR: SMITH	QUALITY SYMBOLS	GENERAL TOLERANCES (UNLESS SPECIFIED)	DIMENSION STYLE	SCALE	DESIGN UNITS	THIRD ANGLE PROJECTION
	▽=0	mm INCH	MM/IN	4:1	INCH	
	▽=0	4 PLACES ± --- ± ---	DRAWN BY DATE			
	▽=0	3 PLACES ± --- ± .010	SAMIEC 1986/01/17	CHECKED BY DATE		
	2 PLACES ± 0.25 ± .014	PATEL 1986/01/17	APPROVED BY DATE			
	1 PLACE ± 0.36 ± ---	LENZ 1986/01/07	MATERIAL NO.	DOCUMENT NO.	SHEET NO.	
	0 PLACE ± ±		SEE CHART	SD-2139	1 OF 2	
	ANGULAR ±1/2°					
	DRAFT WHERE APPLICABLE MUST REMAIN WITHIN DIMENSIONS					

CONNECTOR HOUSING .156 CL CRIMP TERMINAL 2139 SERIES DWG.

molex

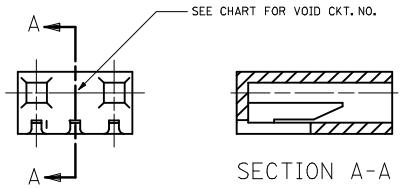
THIS DRAWING CONTAINS INFORMATION THAT IS PROPRIETARY TO MOLEX INCORPORATED AND SHOULD NOT BE USED WITHOUT WRITTEN PERMISSION

19 18 17 16 15 14 13 12 11 10 9 8 7 6 5 4 3 2 1

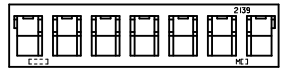


STD. RAMP OPTION
SEE CHART FOR RAMP LOCATIONS.

NO. OF CKT'S.	STANDARD RAMP IS LOCATED ON € OF CKT. NOS.
2	ACROSS ENTIRE PART
3	1,3
4	1,4
5	1,3,5
6	1,3,4,6
7	ACROSS ENTIRE PART
8	1,3,6,8
9	ACROSS ENTIRE PART
10	1,3,5,6,8,10
11	ACROSS ENTIRE PART
12	1,3,5,8,10,12
13	1,3,5,7,9,11,13
14	1,3,5,7,8,10,12,14
15	1,3,5,7,9,11,13,15
16	1,3,5,7,10,12,14,16
17	1,3,5,7,9,11,13,15,17
18	1,3,5,7,9,10,12,14,16,18
19	1,3,5,7,9,11,13,15,17,19
20	1,3,5,7,9,12,14,16,18,20
21	1,3,5,7,9,11,13,15,17,19,21
22	1,3,5,7,9,11,12,14,16,18,20,22
23	1,3,5,7,9,11,13,15,17,19,21,23
24	1,3,5,7,9,11,14,16,18,20,22,24



MOLDED VOID OPTION



ALTERNATE ENGRAVING LOCATION

2139-NA--			2139-NC--		
ORDER NO.	ENG. NO.	VOIDS	ORDER NO.	ENG. NO.	VOIDS
09-50-3021	2139-2A		09-50-7021	2139-2C	
09-50-3031	2139-3A		09-50-7031	2139-3C	
09-50-3041	2139-4A		09-50-7041	2139-4C	
09-50-3051	2139-5A		09-50-7051	2139-5C	
09-50-3061	2139-6A		09-50-7061	2139-6C	
09-50-3071	2139-7A		09-50-7071	2139-7C	
09-50-3081	2139-8A		09-50-7081	2139-8C	
09-50-3091	2139-9A		09-50-7091	2139-9C	
09-50-3101	2139-10A		09-50-7101	2139-10C	
09-50-3111	2139-11A		09-50-7111	2139-11C	
09-50-3121	2139-12A		09-50-7121	2139-12C	
09-50-3131	2139-13A		09-50-7131	2139-13C	
09-50-3141	2139-14A		09-50-7141	2139-14C	
09-50-3151	2139-15A		09-50-7151	2139-15C	
09-50-3161	2139-16A		09-50-7161	2139-16C	
09-50-3171	2139-17A		09-50-7171	2139-17C	
09-50-3181	2139-18A		09-50-7181	2139-18C	
09-50-3191	2139-19A		09-50-7191	2139-19C	
09-50-3201	2139-20A		09-50-7201	2139-20C	
09-50-3211	2139-21A		09-50-7211	2139-21C	
09-50-3221	2139-22A		09-50-7221	2139-22C	
09-50-3231	2139-23A		09-50-7231	2139-23C	
09-50-3241	2139-24A		09-50-7241	2139-24C	
09-50-3036	2139-3A-2	2	09-50-7117	2139-11C-51	2,7,10
	2139-10A-2	2	09-50-7166	2139-16C-2	2
	2139-10A-51	2,5	09-50-7106	2139-10C-2	2
	2139-7A-2	2	09-50-7107	2139-10C-51	2,5
	2139-11A-51	2,7,10	09-50-7076	2139-7C-2	2
09-50-3163	2139-16A-2	2		2139-4C-3	3
09-50-3073	2139-10A-7	7	T 09-50-7108	2139-10C-4	4
09-50-3083	2139-10A-8	8	T 09-50-7109	2139-10C-5	5
09-50-3104	2139-10A-9	9		2139-5C-2	2
09-50-3162	2139-16A-51	2,15	09-50-3077	2139-7C-3	3
09-50-3092	2139-9A-51	2,6	09-50-3078	2139-7C-5	5
09-50-3075	2139-7A-51	1,7	09-50-7142	2139-14C-5	5
	2139-7A-6	6			
	2139-5A-51	2,4			
09-50-3047	2139-4A-3	3			
	2139-11A-2	2			
09-50-3052	2139-5A-4	4			
09-50-3076	2139-7A-52	4,7			
09-50-3125	2139-12A-5	5			
	2139-7A-3	3			
	2139-7A-5	5			
09-50-3053	2139-5A-2	2			
	2139-9A-2	2			
09-50-3127	2139-12A-2	2			
09-50-3143	2139-14A-2	2			
09-50-3202	2139-20A-2	2			
	2139-9A-4	4			
09-50-3126	2139-12A-11	11			
09-50-3142	2139-14A-13	13			
09-50-3084	2139-8A-4	4			
09-50-3037	2139-3A-3	3			
09-50-3182	2139-18A-2	2			
09-50-3157	2139-15A-2	2			

SEE SHEET 1 SEC NO: UCP2015-4588 DRAWN BY: CHYDANGUEN 2015/05/04 CHECKED BY: APPR:FSM TH 2015/05/13	QUALITY SYMBOLS ▽=0 ▽=0 ▽=0	GENERAL TOLERANCES (UNLESS SPECIFIED) mm INCH 4 PLACES ± --- ± --- 3 PLACES ± --- ± .010 2 PLACES ± 0.25 ± .014 1 PLACE ± 0.36 ± --- 0 PLACE ± ±	DIMENSION STYLE MM/IN DRAWN BY: SAMIEC 1986/01/17 CHECKED BY: PATEL 1986/01/17 APPROVED BY: LENZ 1986/01/17	SCALE 4:1 DESIGN UNITS INCH THIRD ANGLE PROJECTION	CONNECTOR HOUSING FOR CRIMP TERMINAL 2139 SERIES DWG. molex MATERIAL NO. SEE CHART DOCUMENT NO. SD-2139	SHEET NO. 2 OF 2
	DRAFT WHERE APPLICABLE MUST REMAIN WITHIN DIMENSIONS	ANGLUAR ±1/2°	THIS DRAWING CONTAINS INFORMATION THAT IS PROPRIETARY TO MOLEX INCORPORATED AND SHOULD NOT BE USED WITHOUT WRITTEN PERMISSION			