



产品编号 : 09930300

系列号 : 3069

Product Category : Connector Housings

Product Description : KK 3.96mm Crimp Housing, Friction Ramp, 3 Circuits, Glow-Wire Capable

状态 : Active

工程编号 : 3069-G03

---

## 文件和资源

### 图纸

图纸 009930300\_sd.pdf

### 3D 模型和设计文件

3D模型 009930300\_stp.zip

### 规格


包装规格 PK-3069-001-001.pdf

产品规格 PS-99020-0087-001.pdf

---

## 产物环境合规

### 合规

GADSL/IMDS	Not Relevant
China RoHS	
EU ELV	Not Relevant
Low-Halogen Status	Low-Halogen per IEC 61249-2-21
REACH SVHC	Not Contained per D(2023)8585-DC (23 Jan 2024)
EU RoHS	Compliant per EU 2015/863

### 多部分产品合规性声明

- Eu RoHS
- REACH SVHC
- Low-Halogen
- IPC 1752A Class C
- IPC 1752A Class D
- Molex Product Compliance Declaration
- IEC-62474
- chemSHERPA (xml)

产品详情

常规

状态	活动
类别	Connector Housings
系列	3069
说明	KK 3.96mm Crimp Housing, Friction Ramp, 3 Circuits, Glow-Wire Capable
应用	Power, Wire-to-Board
个评论	<p>This Molex product is manufactured from material that has the following ratings, tested by independent agencies: a) A Glow Wire Ignition Temperature (GWIT) of at least 775 deg C per IEC 60695-2-13. b) A Glow Wire Flammability Index (GWFI) above 850 deg C per IEC 60695-2-12 and hence complies with the requirements set out in the International Standard IEC 60335-1 5th edition - household and similar electrical appliances - safety, section 30 Resistance to heat and fire. The customers using this product must determine its suitability for use in their particular application through testing or other acceptable means as described in end-product glow-wire flammability test standard IEC 60695-2-11 and any applicable product end-use standard(s). If it is determined during the customer's evaluation of suitability, that higher performance is required, please contact Molex for possible product options.</p>
产品系列	KK Interconnect Systems
产品名称	KK 396
UPC	883906095857

机构

UL	E29179
----	--------

## 物理

电路详图	3
电路数 (最多)	3
颜色-树脂	黑色
阻燃性	94V-2
性别	Receptacle
符合灼热丝规范	是
锁定插接部位	是
材料 - 树脂	Nylon
净重	0.809/g
行数	1
包装形式	Bag
面板安装式	否
间距 - 插配接口	3.96mm
运行温度范围	See Product Specification

## 可配插/可连接使用的产品

### 可配插部件

描述	产品编号
KK 396 Single Row Vertical Headers	<u>3190</u>
KK 396 Single Row Vertical Headers	<u>3192</u>
KK 396 Vertical Breakaway Headers	<u>41661</u>
KK 396 Right-Angle Breakaway Headers	<u>41662</u>
KK 396 Vertical Square Pin Breakaway Headers	<u>41671</u>
KK 396 Right-Angle Friction Lock Breakaway Headers	<u>41672</u>
KK 396 Vertical Headers without Peg	<u>41771</u>
KK 396 Right-Angle Headers without Peg	<u>41772</u>
KK 396 Vertical Headers with Friction Lock	<u>41791</u>

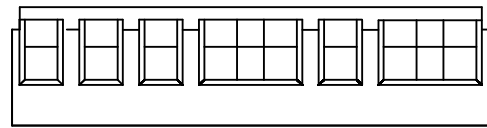
KK 396 Right-Angle Headers with Friction Lock	<u>41792</u>
KK 396 Vertical Headers with Friction Lock	<u>42491</u>

可连接使用部件

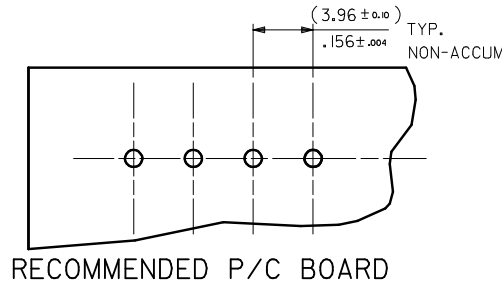
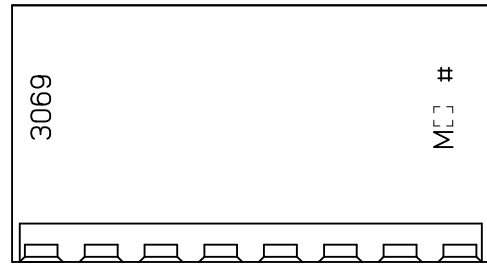
描述	产品编号
KK 396 Female Crimp Terminals	<u>2478</u>
KK 396 Female Crimp Terminals	<u>2578</u>

---

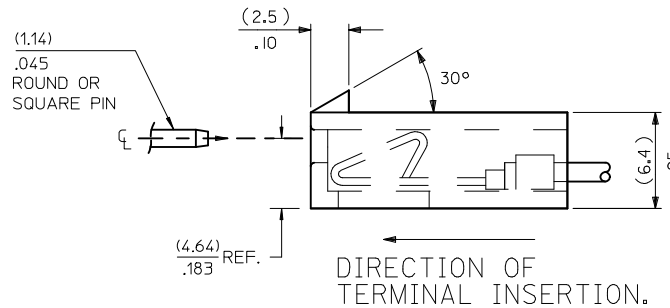
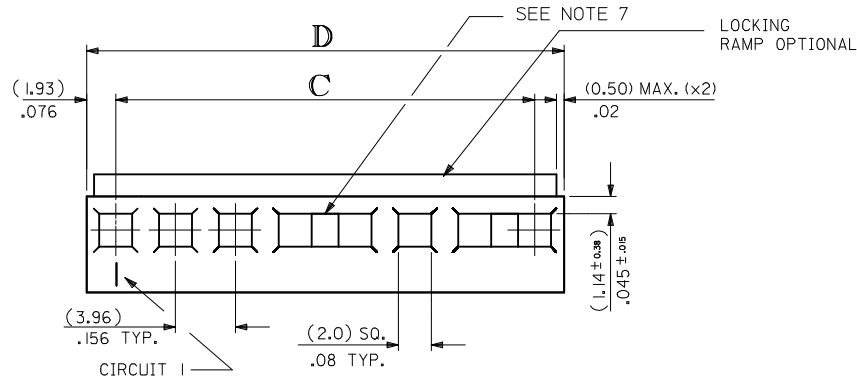
This document was generated on Jun 03, 2024



OPTIONAL WINDOW DETAIL

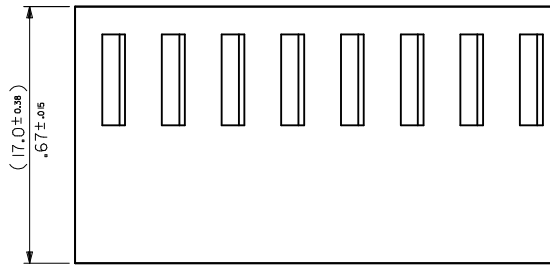


RECOMMENDED P/C BOARD



NOTES:

1. MATERIAL: UL94V-2 NYLON, IEC 60335-1 5TH EDITION GLOW WIRE CAPABLE, COLOR: BLACK
2. FINISH: N/A
3. PRODUCT SPECIFICATION: PS-99020-0087
4. PACKAGING SPECIFICATION: PK-3069-001
5. FOR USE WITH TERMINAL No. 2478 OR 2578
6. ASSEMBLED CONNECTOR MATES WITH (1.14)/0.045 SQUARE OR ROUND PIN.
7. EXTENDED PIN ENTRY WINDOWS ARE POSSIBLE.
8. THIS PART CONFORMS TO CLASS B REQUIREMENTS OF COSMETIC SPECIFICATION PS-45499-002.



No. OF CCTS.	C	D
2	( 3.96 ± 0.10 ) .156 ± .005	( 7.82 ± 0.25 ) .308 ± .010
3	( 7.92 ± 0.15 ) .312 ± .005	( 11.79 ± 0.25 ) .464 ± .010
4	( 11.89 ± 0.15 ) .468 ± .005	( 15.75 ± 0.25 ) .620 ± .010
5	( 15.85 ± 0.15 ) .624 ± .005	( 19.71 ± 0.25 ) .776 ± .010
6	( 19.81 ± 0.15 ) .780 ± .005	( 23.67 ± 0.25 ) .932 ± .010
7	( 23.77 ± 0.15 ) .936 ± .005	( 27.64 ± 0.31 ) 1.088 ± .012
8	( 27.74 ± 0.25 ) 1.092 ± .010	( 31.60 ± 0.31 ) 1.244 ± .012
9	( 31.70 ± 0.25 ) 1.248 ± .010	( 35.56 ± 0.31 ) 1.400 ± .012
10	( 35.66 ± 0.25 ) 1.404 ± .010	( 39.52 ± 0.31 ) 1.556 ± .012
11	( 39.62 ± 0.25 ) 1.560 ± .010	( 43.48 ± 0.31 ) 1.712 ± .012
12	( 43.59 ± 0.25 ) 1.716 ± .010	( 47.45 ± 0.31 ) 1.868 ± .012
13	( 47.55 ± 0.31 ) 1.872 ± .012	( 51.41 ± 0.36 ) 2.024 ± .014
14	( 51.51 ± 0.36 ) 2.028 ± .014	( 55.37 ± 0.36 ) 2.180 ± .014
15	( 55.47 ± 0.36 ) 2.184 ± .014	( 59.33 ± 0.36 ) 2.336 ± .014
16	( 59.44 ± 0.36 ) 2.340 ± .014	( 63.30 ± 0.36 ) 2.492 ± .014
17	( 63.40 ± 0.36 ) 2.496 ± .014	( 67.26 ± 0.36 ) 2.648 ± .014
18	( 67.36 ± 0.36 ) 2.652 ± .014	( 71.22 ± 0.36 ) 2.804 ± .014
19	( 71.32 ± 0.36 ) 2.808 ± .014	( 75.18 ± 0.36 ) 2.960 ± .014
20	( 75.29 ± 0.36 ) 2.964 ± .014	( 79.15 ± 0.46 ) 3.116 ± .018

ADD PK SPEC. IEC NO: UCP2014-2821 DRWN:KIPPER 2014/01/08 CHKD:JBELL 2014/01/08 APPR:FSMITH 2014/01/30	QUALITY SYMBOLS ▽=0 ▽=0 ▽=0	GENERAL TOLERANCES (UNLESS SPECIFIED)		DIMENSION STYLE		SCALE	DESIGN UNITS	THIRD ANGLE PROJECTION			
				MM/IN		4:1	METRIC				
				DRAWN BY DATE		CHECKED BY DATE		HOUSING KK CONNECTOR (3.96)/0.156 CRIMP GLOW WIRE VERSION <b>molex</b>			
				BRIAN RUTTLE 10/12/2007		B. MAGUIRE 12/12/2007					
		APPROVED BY DATE		MATERIAL NO.		DOCUMENT NO.		SHEET NO.			
		B. MAGUIRE 14/12/2007		SEE CHART		SD-3069-GN***		1 OF 2			
		ANGULAR ± 2 °		DRAFT WHERE APPLICABLE MUST REMAIN WITHIN DIMENSIONS		THIS DRAWING CONTAINS INFORMATION THAT IS PROPRIETARY TO MOLEX INCORPORATED AND SHOULD NOT BE USED WITHOUT WRITTEN PERMISSION					

No. OF CCTS.	ENG. No.	PART No.	LOCKING RAMP
2	3069-G02	09-93-0200	YES
	▲ -G022	▲ -94-0200	NO
3	-G03	-93-0300	YES
	-G032	-94-0300	NO
4	-G04	-93-0400	YES
	-G042	-94-0400	NO
5	-G05	-93-0500	YES
	-G052	-94-0500	NO
6	-G06	-93-0600	YES
	-G062	-94-0600	NO
7	-G07	-93-0700	YES
	-G072	-94-0700	NO
8	-G08	-93-0800	YES
	-G082	-94-0800	NO
9	-G09	-93-0900	YES
	-G092	-94-0900	NO
10	-G10	-93-1000	YES
	-G102	-94-1000	NO
11	-G11	-93-1100	YES
	-G112	-94-1100	NO
12	-G12	-93-1200	YES
	-G122	-94-1200	NO
13	-G13	-93-1300	YES
	-G132	-94-1300	NO
14	-G14	-93-1400	YES
	-G142	-94-1400	NO
15	-G15	-93-1500	YES
	-G152	-94-1500	NO
16	-G16	-93-1600	YES
	-G162	-94-1600	NO
17	-G17	-93-1700	YES
	-G172	-94-1700	NO
18	-G18	-93-1800	YES
	-G182	-94-1800	NO
19	-G19	-93-1900	YES
	-G192	-94-1900	NO
20	▼ -G20	▼ -93-2000	YES
	3069-G202	09-94-2000	NO

ENG. No. DESIGNATION

3069 - G N 2

"G" GLOW WIRE CAPABLE  
SEE NOTE 1

NO. OF CKT'S

"2" INDICATES HOUSING WITHOUT RAMP  
"BLANK" INDICATES HOUSING WITH RAMP

SEE SHEET 1 EC NO: UCP2014-2821 DRW:MKIPPER 2014/01/08 CHKD:JBELL 2014/01/08 APPR:FSMTH 2014/01/30	DESCRIPTION REV	QUALITY SYMBOLS	GENERAL TOLERANCES (UNLESS SPECIFIED)	DIMENSION STYLE	SCALE	DESIGN UNITS	THIRD ANGLE PROJECTION
		▽=0	mm INCH	MM/IN	1:1	METRIC	HOUSING KK CONNECTOR (3.96)/0.156 CRIMP GLOW WIRE VERSION <b>molex</b>
		▽=0	4 PLACES ± --- ± ---	DRAWN BY DATE	BRIAN RUTTLE 10/12/2007		
		▽=0	3 PLACES ± --- ± .010	CHECKED BY DATE	B. MAGUIRE 12/12/2007		
▽=0	2 PLACES ± 0.25 ± .014	APPROVED BY DATE	B. MAGUIRE 14/12/2007				
		1 PLACE ± 0.35 ± ---	MATERIAL NO.	SEE CHART	DOCUMENT NO.	SD-3069-GN***	SHEET NO. 2 OF 2
		0 PLACE ± --- ± ---	THIS DRAWING CONTAINS INFORMATION THAT IS PROPRIETARY TO MOLEX INCORPORATED AND SHOULD NOT BE USED WITHOUT WRITTEN PERMISSION				