



产品编号 : 1722537123

系列号 : 172253

Product Category : Crimp Terminals

Product Description : Ultra-Fit Tangleless Crimp Terminal, Female, Tin (Sn) Plating, 20-22 AWG

状态 : Active

文件和资源

图纸

[图纸 1722537123_sd.pdf](#)

[包装设计图 1722535102-000.pdf](#)

规格

[应用规格 1723230003-000.pdf](#)

[产品规格 1723230001-TS-000.pdf](#)

[产品规格 1723231000-PS-CH-000.pdf](#)

[产品规格 1723231000-PS-ES-000.pdf](#)


[产品规格 1723231000-PS-JP-000.pdf](#)

[产品规格 1723231000-PS-SK-000.pdf](#)

[产品规格 PS-172323-0001-001.pdf](#)

产物环境合规

合规

GADSL/IMDS	Compliant with Exemption 44
China RoHS	
EU ELV	Not Relevant
Low-Halogen Status	Not Low-Halogen per IEC 61249-2-21
REACH SVHC	Not Contained per D(2023)8585-DC (23 Jan 2024)
EU RoHS	Compliant per EU 2015/863

多部分产品合规性声明

- Eu RoHS
- REACH SVHC
- Low-Halogen

- IPC 1752A Class C
- IPC 1752A Class D

- Molex Product Compliance Declaration

- IEC-62474

- chemSHERPA (xml)

欧盟 RoHS 合格证书

产品详情

常规

状态	活动
类别	Crimp Terminals
系列	172253
说明	Ultra-Fit Tangless Crimp Terminal, Female, Tin (Sn) Plating, 20-22 AWG
应用	Power, Wire-to-Board
个评论	See Product Specification for maximum current rating by circuit size and wire AWG
产品系列	Ultra-Fit Power Connectors
产品名称	Ultra-Fit
UPC	191128803540

电气

每触点最大电流	11.5A
电压 - 最大	600V AC (RMS)/DC

物理

耐用性(插拔次数) - 最多次数	25
性别	女
材料 - 金属	High Conductivity Copper
材料 - 接合部位电镀	Tin
材料 - 终端电镀	Tin
净重	0.154/g
包装形式	Reel
最薄镀层 - 接合部位	1.524µm
最薄镀层 - 端接	1.524µm
终端界面类型	Crimp or Compression

导线绝缘直径	1.30-1.50mm
线径规格 (AWG)	20, 22
线缆尺寸mm ²	不适用

可连接使用部件

描述	产品编号
Ultra-Fit Tangless Single Row Receptacle Housings	<u>172256</u>
Ultra-Fit Tangless Dual Row Receptacle Housings	<u>172258</u>

施工工具

全局

描述	产品编号
Extraction Tool for Ultra-Fit Tangless Crimp Terminals, 16-18 AWG (UL1061 Wires)	<u>638248700</u>
FineAdjust Applicator for Ultra-Fit Tangless Crimp Terminals, 20-22 AWG(UL 1061) Wires	<u>639043400</u>
Hand Crimp Tool for Ultra-Fit Tangless Male and Female Terminals, 20-22 AWG (UL 1061) Wire	<u>2238630900</u>

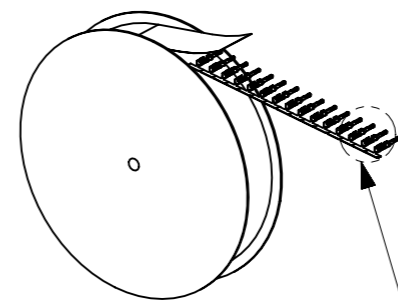
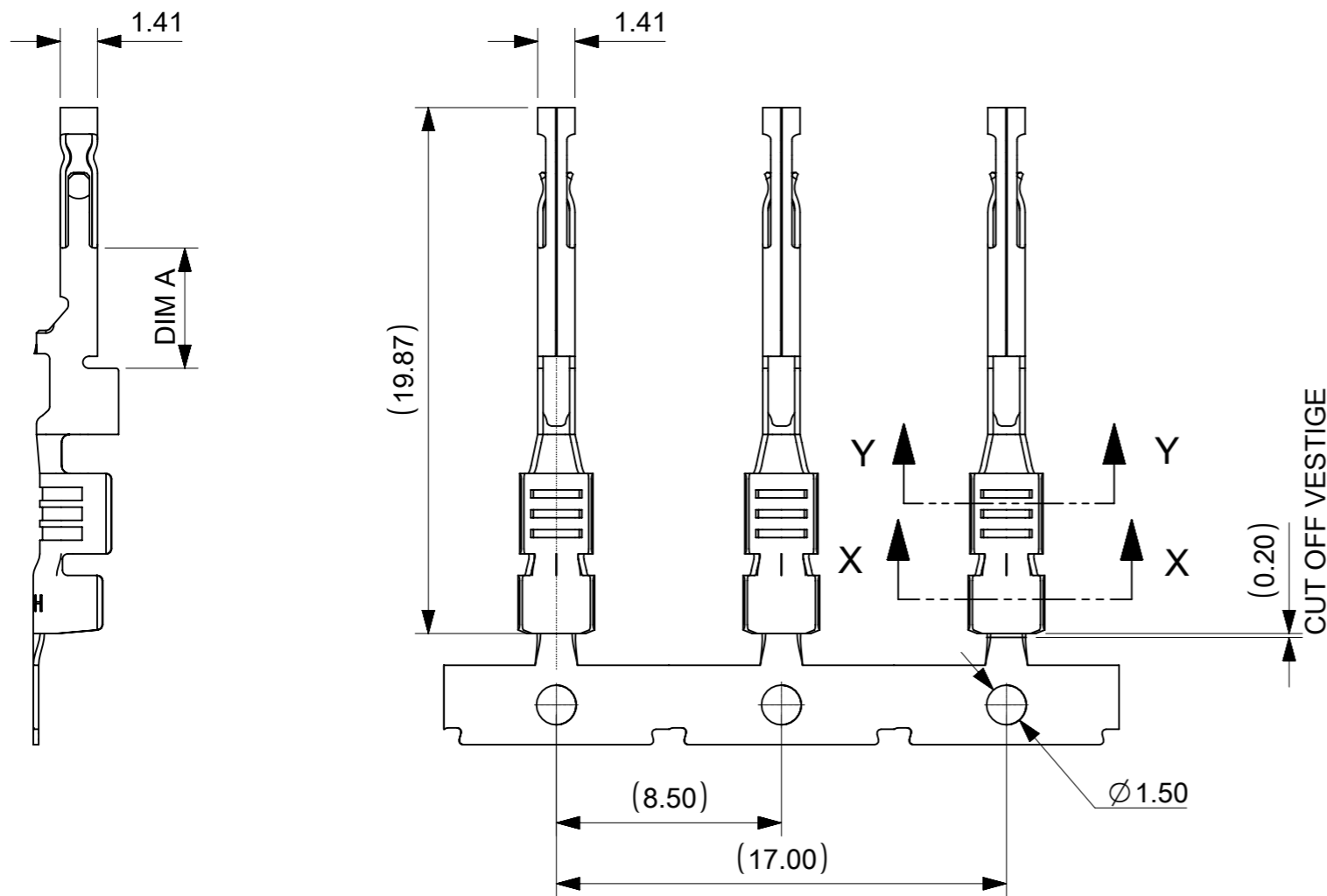
施工工具

日本

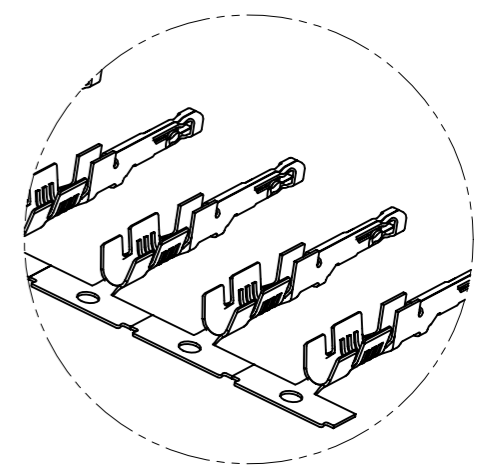
描述	产品编号
S-1 Applicator for Ultra-Fit Crimp Terminals, 20-22 AWG, UL 1061 Wire	<u>2051563710</u>

FINISHED RECEPTACLE TERMINALS

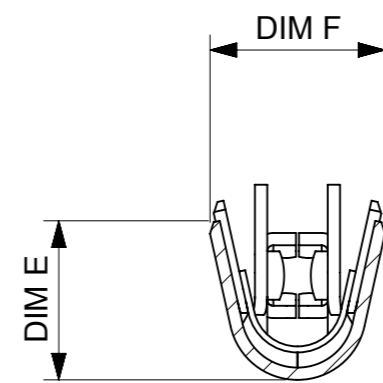
PART NUMBER	CONTACT PLATING OPTION	CRIMP SIZE(AWG)	DIM A	DIM E	DIM F	DIM H	DIM J
172253-6011	15μ" GOLD	16-18	4.54	2.63	2.89	2.71	2.77
172253-6111	15μ" GOLD	20-22	4.54	2.08	2.33	2.16	2.20
172253-6012	30μ" GOLD	16-18	4.54	2.63	2.89	2.71	2.77
172253-6112	30μ" GOLD	20-22	4.54	2.08	2.33	2.16	2.20
172253-7023	PRE-PLATED TIN	16-18	5.54	2.63	2.89	2.71	2.77
172253-7123	PRE-PLATED TIN	20-22	5.54	2.08	2.33	2.16	2.20



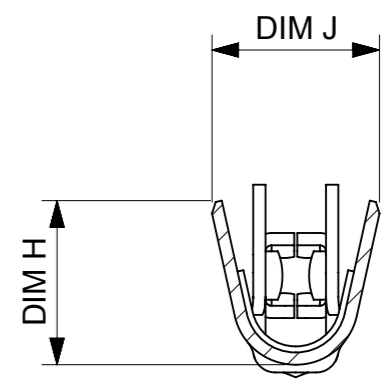
DETAIL Z



DETAIL Z
SCALE 2:1



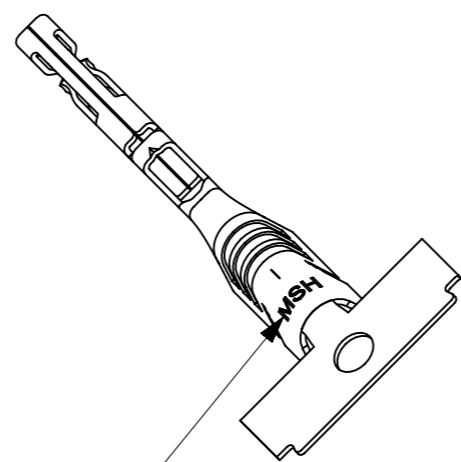
SECTION X-X
SCALE 8:1



SECTION Y-Y
SCALE 8:1

NOTES:

- MATERIAL: HIGH CONDUCTIVITY COPPER ALLOY
- PLATING FINISH:
 OPTION 1 = 1.02μm(40μin)-3.05μm(120μin) HDT PRE-PLATED.
 OPTION 2 = 0.38μm(15μin) GOLD CONTACT AREA.
 1.52μm(60μin)-2.54μm(100μin) MATTE TIN CRIMP AREA OVER.
 1.27μm(50μin)-2.54μm(100μin) DULL NICKEL OVERALL.
 OPTION 3 = 0.76μm(30μin) GOLD CONTACT AREA.
 1.52μm(60μin)-2.54μm(100μin) MATTE TIN CRIMP AREA OVER.
 1.27μm(50μin)-2.54μm(100μin) DULL NICKEL OVERALL.
- PRODUCT SPECIFICATION PS-172323-0001.
- PACKAGING SPECIFICATION PK-172253-5102.
- TERMINAL FOR USE WITH RECEPTACLE HOUSING 172256-3***, 172256-4****, 172258-3***, 172258-4****.
- WHEN TERMINALS ARE INSTALLED IN THE HOUSING THE WIRES ARE TO BE DRESSED IN SUCH WAY TO ALLOW THE TERMINALS TO FLOAT FREELY IN THE POCKET.
- TERMINAL DESIGNED FOR SINGLE WIRE CRIMP.
- PART CONFORMS TO CLASS "B" REQUIREMENTS OF COSMETIC SPECIFICATION PS-45499-002.
- APPLICATOR CRIMP TOOL TO USE:
 639032800 - FOR 16-18AWG WIRE;
 639032900 - FOR 20-22AWG WIRE
- APPLICATION SPECIFICATION AS-172323-0001.
- RECOMMENDED INSULATOR
 16AWG WIRE - OD 2.00MM MAX.
 20AWG WIRE - OD 1.50MM MAX.



MOLEX LOGO

SYMBOLS	THIS DRAWING CONTAINS INFORMATION THAT IS PROPRIETARY TO MOLEX ELECTRONIC TECHNOLOGIES, LLC AND SHOULD NOT BE USED WITHOUT WRITTEN PERMISSION		CURRENT REV DESC:		molex	
	DIMENSION UNITS	SCALE				
▽ = 0	mm	4:1			ULTRA-FIT RECEPT CRIMP TANGLESS TML	
▽ = 0	GENERAL TOLERANCES (UNLESS SPECIFIED)				PRODUCT CUSTOMER DRAWING	
▽ = 0	ANGULAR TOL ± °					
▽ = 0	4 PLACES ±		EC NO: 651732	2020/12/17	DOCUMENT NUMBER	
▽ = 0	3 PLACES ±		DRWN: GLLI	2020/12/28		1722532000
▽ = 0	2 PLACES ± 0.25		CHK'D: YXZHENG	2020/12/28	DOC TYPE	
▽ = 0	1 PLACE ± 0.5		APPR: YXZHENG	2020/12/28	DOC PART	
□ = 0	0 PLACES ±		INITIAL REVISION:		REVISION	
■ = 0	DRAFT WHERE APPLICABLE MUST REMAIN WITHIN DIMENSIONS		DRWN: SCHEN76	2018/03/12	GENERAL MARKET	
▽ = 0	THIRD ANGLE PROJECTION		APPR: AYIN	2019/02/27		
		DRAWING	SERIES	MATERIAL NUMBER	CUSTOMER	SHEET NUMBER
		A3-SIZE	172253		GENERAL MARKET	1 OF 1