



产品编号 : 22012031

系列号 : 2695

Product Category : Connector Housings

Product Description : KK 254 Crimp Housing, 3 Circuits, Natural

状态 : Active

工程编号 : 2695-03

---

## 文件和资源

### 图纸

图纸 022012031\_sd.pdf

包装设计图 26950002-PK-000.pdf

### 3D 模型和设计文件

3D模型 022012031\_stp.zip

### 规格


产品规格 PS-10-07-001.pdf

测试摘要 TS-10-07-001.pdf

---

## 产物环境合规

### 合规

GADSL/IMDS	Not Relevant
China RoHS	
EU ELV	Not Relevant
Low-Halogen Status	Low-Halogen per IEC 61249-2-21
REACH SVHC	Not Contained per D(2023)8585-DC (23 Jan 2024)
EU RoHS	Compliant per EU 2015/863

### 多部分产品合规性声明

- Eu RoHS
- REACH SVHC
- Low-Halogen
  
- IPC 1752A Class C
- IPC 1752A Class D
- Molex Product Compliance Declaration
- IEC-62474
- chemSHERPA (xml)

## 产品详情

### 常规

状态	活动
类别	Connector Housings
系列	2695
说明	KK 254 Crimp Housing, 3 Circuits, Natural
应用	Signal, Wire-to-Board
产品系列	KK Interconnect Systems
产品名称	KK 254
UPC	800753594081

### 机构

CSA	LR19980
UL	E29179

### 物理

电路数 (最多)	3
颜色-树脂	Natural (White)
阻燃性	94V-0
性别	Receptacle
符合灼热丝规范	否
材料 - 树脂	Nylon
净重	0.330/g
行数	1
包装形式	Bag
面板安装式	否
间距 - 插配接口	2.54mm
间距 - 终端界面	2.54mm
可堆叠的	否
运行温度范围	See Product Specification

### 进程

无铅	不适用
----	-----

## 可配插/可连接使用的产品

### 可配插部件

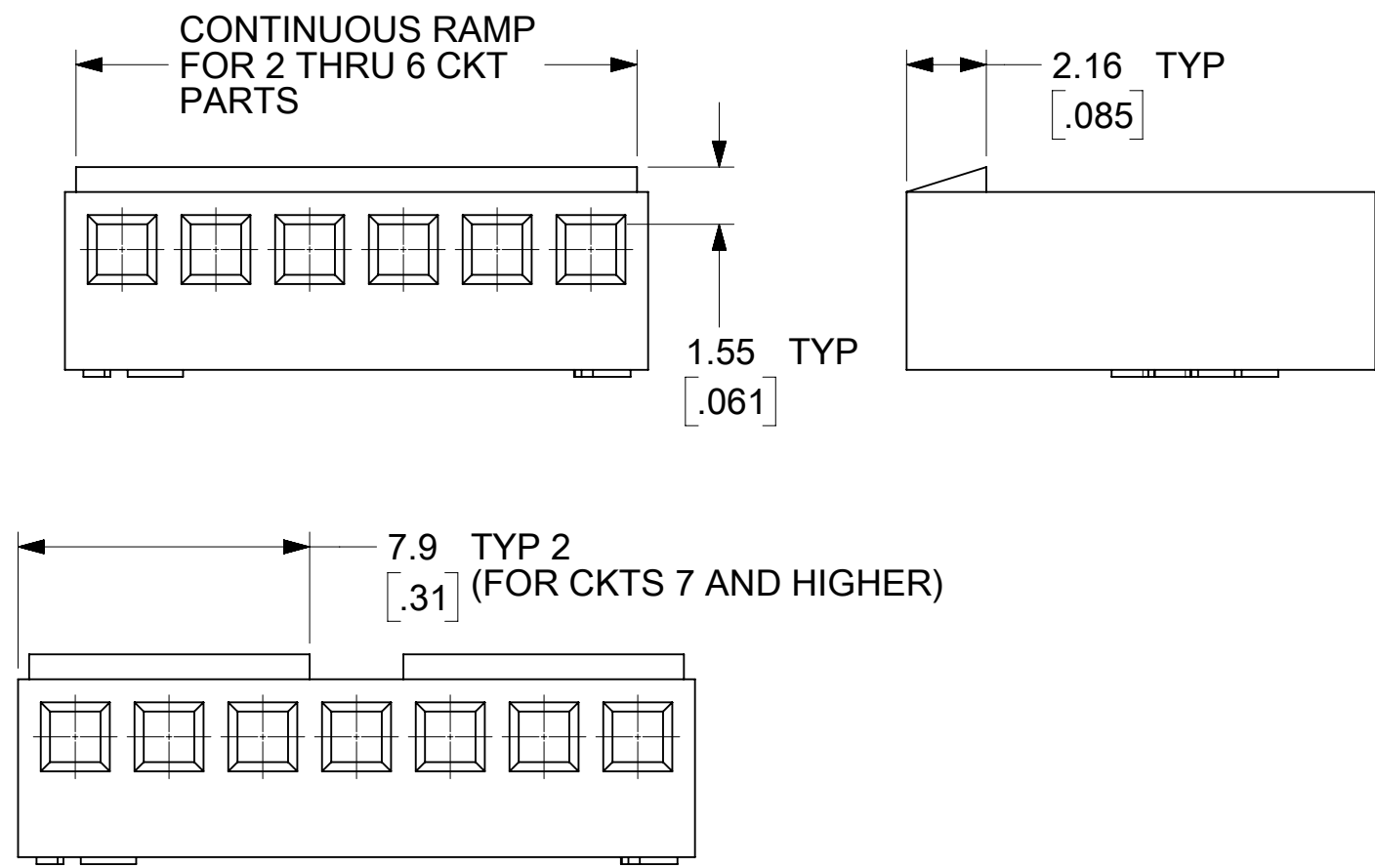
描述	产品编号
KK 254 RPC Vertical Headers with Friction Lock	<u>171856</u>
KK 254 RPC Right-Angle Headers with Friction Lock	<u>171857</u>
KK 254 Single Row Vertical Headers	<u>4030</u>
KK 254 Vertical Breakaway Headers with Friction Lock	<u>42375</u>
KK 254 Right-Angle Breakaway Headers	<u>42376</u>
KK 254 Right-Angle Surface Mount Compatible Breakaway Headers	<u>42377</u>
KK 254 Vertical Single Row Solid Headers	<u>6373</u>
KK 254 Vertical Single Row Headers	<u>6410</u>

### 可连接使用部件

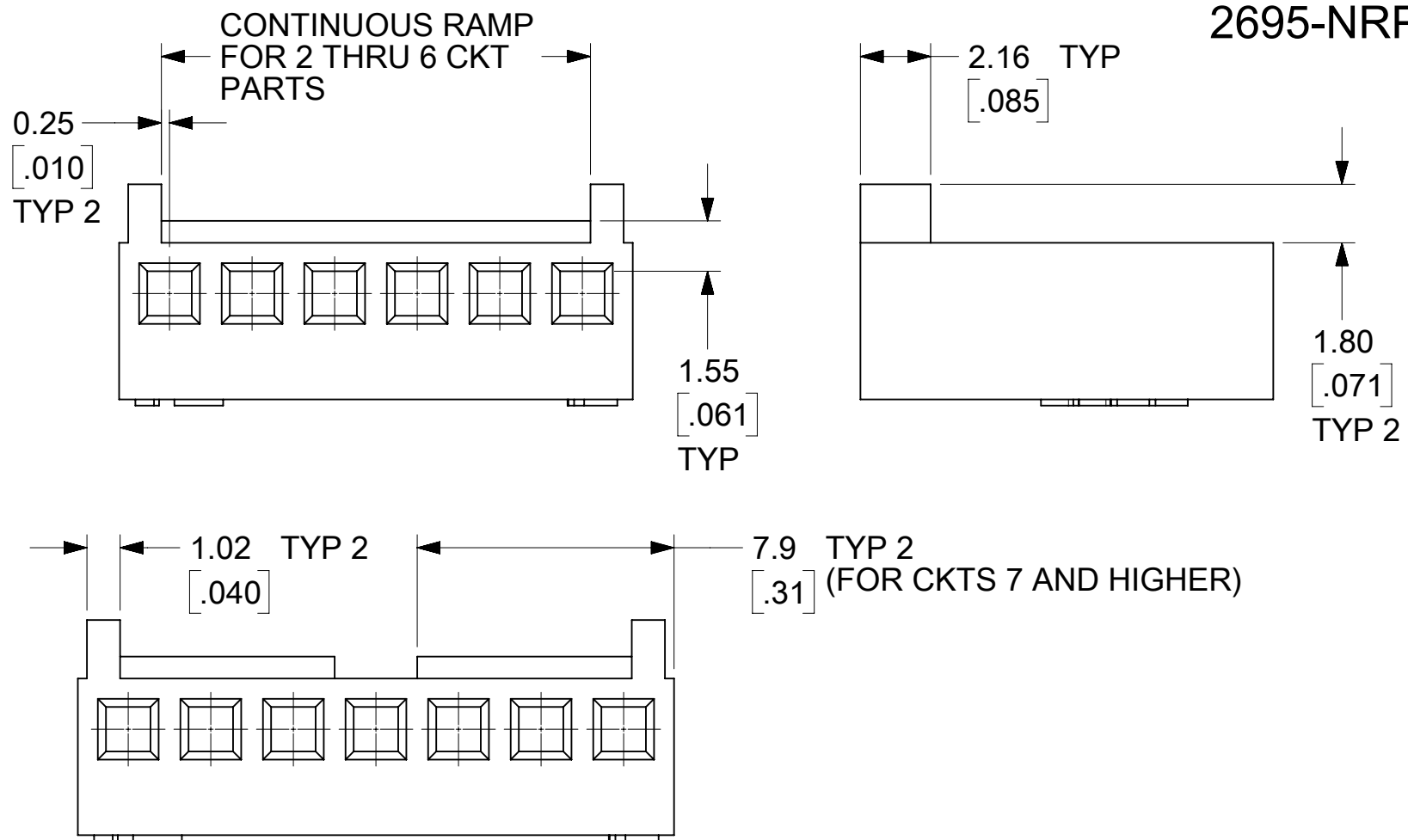
描述	产品编号
Pre-Crimped Lead KK 254 Female-to-KK 254 Female, Tin (Sn) Plating, 150.00mm Length, 22 AWG, Black	<u><a href="/content/molex/molex-dot-com/cn/zh/products/product-page.html/797580007.html">/content/molex/molex-dot-com/cn/zh/products/product-page.html/797580007.html</a></u>
Pre-Crimped Lead KK 254 Female-to-KK 254 Female, Tin (Sn) Plating, 300.00mm Length, 22 AWG, Black	<u><a href="/content/molex/molex-dot-com/cn/zh/products/product-page.html/797580015.html">/content/molex/molex-dot-com/cn/zh/products/product-page.html/797580015.html</a></u>
KK 254 Female Crimp Terminals	<u>2759</u>
KK 254 Cat Ear Crimp Terminals	<u>41572</u>
KK 254 Female Crimp Terminals	<u>4809</u>
KK 254 Female Crimp Terminals	<u>6459</u>
KK 254 Female Crimp Terminals	<u>8088</u>

This document was generated on Jun 04, 2024

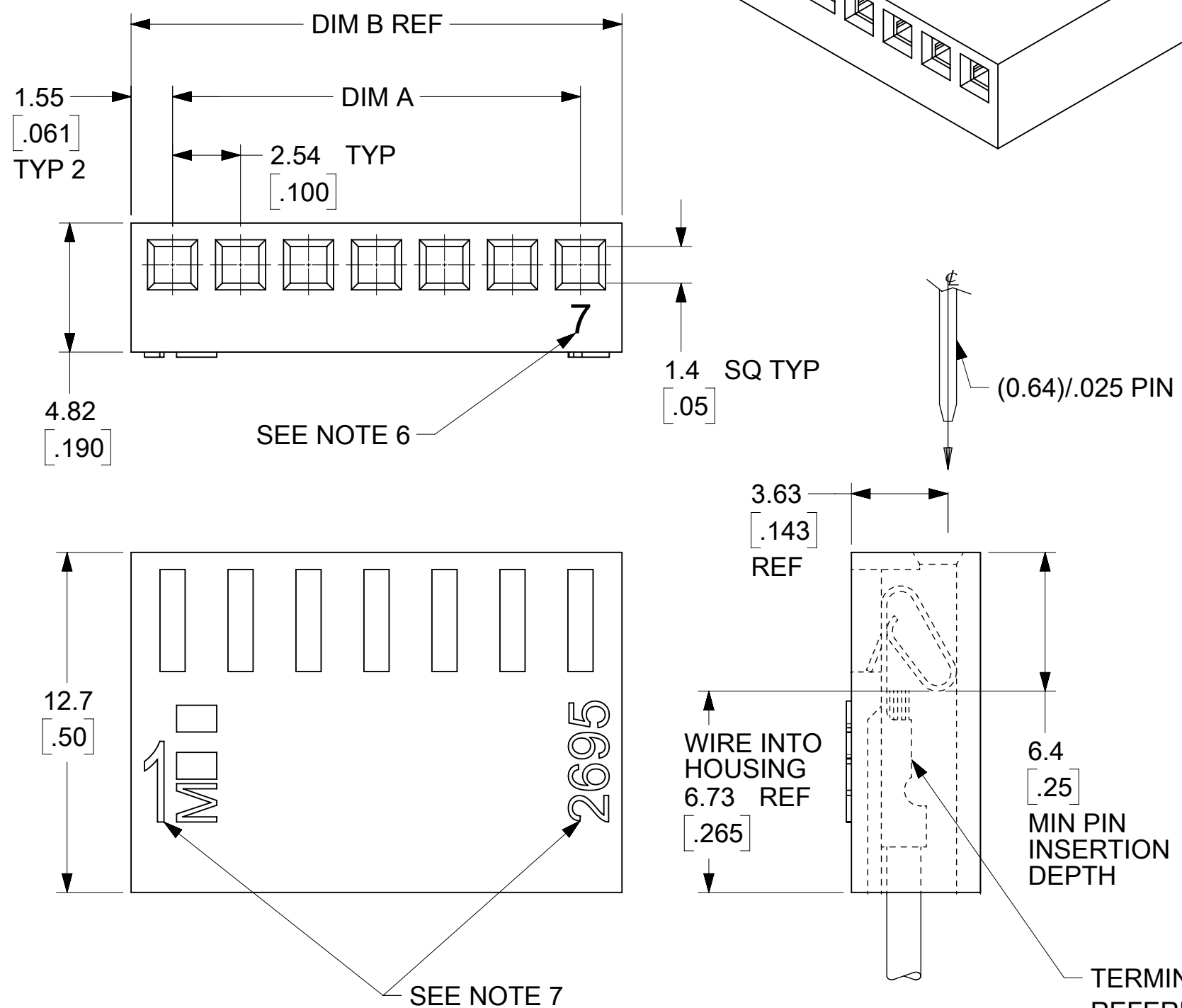
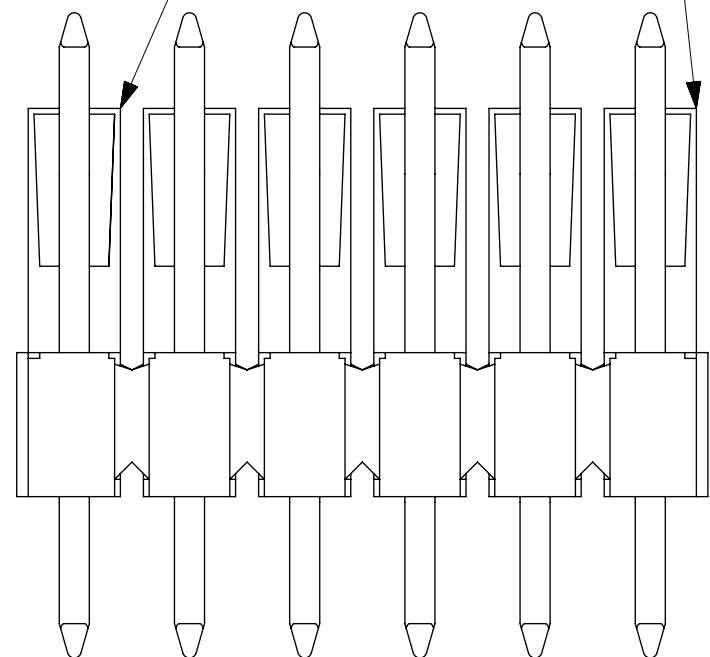
2695-NR



2695-NRP



WHEN MATING 2695-NRP TO BREAKAWAY FRICTION LOCK OR POLARIZING HEADERS, THE END BACKWALLS MUST BE REMOVED



NOTES:

1. MATERIAL: A - NYLON, UL94V-0, COLOR: WHITE  
B - NYLON, UL94V-0, COLOR: MOLDED BLACK
2. FINISH: SEE TERMINAL DRAWING
3. PRODUCT SPECIFICATION: PS-10-07.
4. PACKAGING: PER 26950002-PK, 26950001-PK (ONLY FOR 22013047, 22013037, 22013027)
5. HOUSING TO BE USED WITH CRIMP TERMINAL SERIES 2759, 6459, 41572. PARTS MADE AFTER 4/19/2012 WILL ALSO ACCEPT 4809 AND 8088 SERIES TERMINALS. FOR USE WITH 22-30 GAUGE WIRE WITH (1.57)/.062 DIAMETER MAXIMUM WIRE INSULATION.
6. LAST CIRCUIT NUMBER NOT PRESENT ON 2-6 CKT AND MAY OR MAY NOT BE PRESENT ON 7-16 CKT SIZES.
7. CIRCUIT NUMBER "1" AND ENGINEERING NUMBER TO APPEAR ON PARTS 3 CKTS AND HIGHER.
8. THIS PART CONFORMS TO CLASS B REQUIREMENTS OF COSMETIC SPECIFICATION PS-45499-002.
9. THE PARTS LISTED ON THIS DRAWING ARE CONSTRUCTED TO MEET THE REQUIREMENT FOR DIRECT SUPPORT OF UNINSULATED LIVE PARTS AS DESCRIBED IN UL508C.
10. THIS DRAWING REPLACES SD-2695.

NO. OF CIRCUITS	DIM. A	DIM. B
2	(2.54±0.05) .100±.002	(5.64) .222
3	(5.08±0.05) .200±.002	(8.18) .322
4	(7.62±0.08) .300±.003	(10.72) .422
5	(10.16±0.08) .400±.003	(13.26) .522
6	(12.70±0.10) .500±.004	(15.80) .622
7	(15.24±0.10) .600±.004	(18.34) .722
8	(17.78±0.13) .700±.005	(20.88) .822
9	(20.32±0.13) .800±.005	(23.42) .922
10	(22.86±0.13) .900±.005	(25.96) 1.022
11	(25.40±0.15) 1.000±.006	(28.50) 1.122
12	(27.94±0.15) 1.100±.006	(31.04) 1.222
13	(30.48±0.18) 1.200±.007	(33.58) 1.322
14	(33.02±0.18) 1.300±.007	(36.12) 1.422
15	(35.56±0.20) 1.400±.008	(38.66) 1.522
16	(38.10±0.20) 1.500±.008	(41.20) 1.622

FUNCTIONAL SYMBOLS FA = 0 FC = 0 FP = 0	THIS DRAWING CONTAINS INFORMATION THAT IS PROPRIETARY TO MOLEX ELECTRONIC TECHNOLOGIES, LLC AND SHOULD NOT BE USED WITHOUT WRITTEN PERMISSION		CURRENT REV DESC:				
	DIMENSION UNITS	SCALE	EC NO: 639732				
	mm	5:1	DRWN: YVENKATESWAR 2020/06/17				
	GENERAL TOLERANCES (UNLESS SPECIFIED)		CHK'D: YVENKATESWAR 2020/06/17				
DIVISIONAL SYMBOLS	4 PLACES	±	MM	INCH	APPR: ISHWARG 2020/06/17		
	3 PLACES	±	± 0.005		INITIAL REVISION:		
	2 PLACES	± 0.13	± 0.01		DRWN: JQUILES 2017/06/02		
	1 PLACE	± 0.25	±		APPR: FSMITH 2017/06/09		
	0 PLACES	±	±		ANGULAR TOL ± 0.5°		
DRAFT WHERE APPLICABLE MUST REMAIN WITHIN DIMENSIONS		THIRD ANGLE PROJECTION	DRAWING	SERIES	MATERIAL NUMBER	CUSTOMER	SHEET NUMBER
			C-SIZE	2695	SEE CHART	GENERAL MARKET	1 OF 2

**molex**

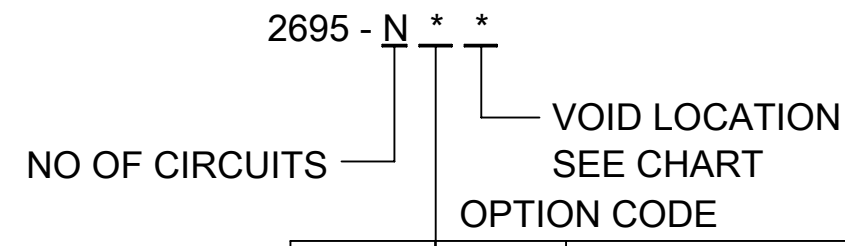
KK 2.54/.100 CRIMP HOUSING  
2695 SERIES HALOGEN FREE

PRODUCT CUSTOMER DRAWING

DOCUMENT NUMBER: 26950000-SD  
DOC TYPE: PSD  
DOC PART: 000  
REVISION: A3

2695-N			2695-NR			2695-NRP			2695-NRP-BK		
PART NUMBER	ENGINEERING NUMBER	VOID	PART NUMBER	ENGINEERING NUMBER	VOID	PART NUMBER	ENGINEERING NUMBER	VOID	PART NUMBER	ENGINEERING NUMBER	VOID
22-01-2021	2695-2		22-01-2027	2695-2R		22-01-3027*	2695-2RP		50-29-1557	2695-2RP-BK	
22-01-2031	2695-3		22-01-2037	2695-3R		22-01-3037*	2695-3RP		50-29-1558	2695-3RP-BK	
22-01-2041	2695-4		22-01-2047	2695-4R		22-01-3047*	2695-4RP		50-29-1559	2695-4RP-BK	
22-01-2051	2695-5		22-01-2057	2695-5R		22-01-3057	2695-5RP		50-29-1560	2695-5RP-BK	
22-01-2061	2695-6		22-01-2067	2695-6R		22-01-3067	2695-6RP		50-29-1561	2695-6RP-BK	
22-01-2071	2695-7		22-01-2077	2695-7R		22-01-3077	2695-7RP		50-29-1562	2695-7RP-BK	
22-01-2081	2695-8		22-01-2087	2695-8R		22-01-3087	2695-8RP		50-29-1563	2695-8RP-BK	
22-01-2091	2695-9		22-01-2097	2695-9R		22-01-3097	2695-9RP		50-29-1564	2695-9RP-BK	
22-01-2101	2695-10		22-01-2107	2695-10R		22-01-3107	2695-10RP		50-29-1565	2695-10RP-BK	
22-01-2111	2695-11		22-01-2117	2695-11R		22-01-3117	2695-11RP		50-29-1566	2695-11RP-BK	
22-01-2121	2695-12		22-01-2127	2695-12R		22-01-3127	2695-12RP		50-29-1567	2695-12RP-BK	
22-01-2131	2695-13		22-01-2137	2695-13R		22-01-3137	2695-13RP		50-29-1568	2695-13RP-BK	
22-01-2141	2695-14		22-01-2147	2695-14R		22-01-3147	2695-14RP		50-29-1569	2695-14RP-BK	
22-01-2151	2695-15		22-01-2157	2695-15R		22-01-3157	2695-15RP		50-29-1570	2695-15RP-BK	
22-01-2161	2695-16		22-01-2167	2695-16R		22-01-3167	2695-16RP		50-29-1571	2695-16RP-BK	

\*REFER NOTE 4 FOR PACKAGING INFORMATION PERTAINING TO 22013027, 22013037, 22013047



	RAMP	POLARIZING RIBS	MATERIAL
BLANK	NO	NO	NOTE 1A
R	YES	NO	NOTE 1A
RP	YES	YES	NOTE 1A
RP-BK	YES	YES	NOTE 1B

<b>FUNCTIONAL SYMBOLS</b> FA = 0 FC = 0 FP = 0 <b>DIVISIONAL SYMBOLS</b>	THIS DRAWING CONTAINS INFORMATION THAT IS PROPRIETARY TO MOLEX ELECTRONIC TECHNOLOGIES, LLC AND SHOULD NOT BE USED WITHOUT WRITTEN PERMISSION																								
	DIMENSION UNITS: <b>mm</b> SCALE: <b>1:1</b>		CURRENT REV DESC:																						
	GENERAL TOLERANCES (UNLESS SPECIFIED) <table border="1"> <tr><th></th><th>MM</th><th>INCH</th></tr> <tr><td>4 PLACES</td><td>±</td><td>±</td></tr> <tr><td>3 PLACES</td><td>±</td><td>± 0.005</td></tr> <tr><td>2 PLACES</td><td>± 0.13</td><td>± 0.01</td></tr> <tr><td>1 PLACE</td><td>± 0.25</td><td>±</td></tr> <tr><td>0 PLACES</td><td>±</td><td>±</td></tr> <tr><td>ANGULAR TOL</td><td>± 0.5 °</td><td></td></tr> </table>			MM	INCH	4 PLACES	±	±	3 PLACES	±	± 0.005	2 PLACES	± 0.13	± 0.01	1 PLACE	± 0.25	±	0 PLACES	±	±	ANGULAR TOL	± 0.5 °		EC NO: 639732 DRWN: YVENKATESWAR 2020/06/17 CHK'D: YVENKATESWAR 2020/06/17 APPR: ISHWARG 2020/06/17	
		MM	INCH																						
4 PLACES	±	±																							
3 PLACES	±	± 0.005																							
2 PLACES	± 0.13	± 0.01																							
1 PLACE	± 0.25	±																							
0 PLACES	±	±																							
ANGULAR TOL	± 0.5 °																								
DRAFT WHERE APPLICABLE MUST REMAIN WITHIN DIMENSIONS		THIRD ANGLE PROJECTION 																							
INITIAL REVISION: DRWN: JQUILES 2017/06/02 APPR: FSMITH 2017/06/09		PRODUCT CUSTOMER DRAWING DOCUMENT NUMBER: <b>26950000-SD</b> DOC TYPE: PSD DOC PART: 000 REVISION: <b>A3</b>																							
DRAFTING: <b>C-SIZE</b> SERIES: <b>2695</b>		MATERIAL NUMBER: SEE CHART CUSTOMER: GENERAL MARKET SHEET NUMBER: 2 OF 2																							



KK 2.54/.100 CRIMP HOUSING  
2695 SERIES HALOGEN FREE