



产品编号 : 39000126

系列号 : 5558

Product Category : Crimp Terminals

Packaging Alternative : 39000127 (Bag)

Product Description : Mini-Fit Male Crimp Terminal, Tin (Sn), Phosphor Bronze, 18-24 AWG, Reel

状态 : Active

工程编号 : 5558-PBS

文件和资源

图纸

图纸 039000126_sd.pdf

包装设计图 55580001-PK-000.pdf

规格

应用规格 55560001-AS-000.pdf

产品规格 55560002-PS-CH-000.pdf

产品规格 55560002-PS-ES-000.pdf

产品规格 55560002-PS-SK-000.pdf

产品规格 55560008-TS-000.pdf

产品规格 PS-5556-001-001.pdf


产品规格 PS-5556-002-001.pdf

测试摘要 55560010-TS-000.pdf

测试摘要 TS-5556-002-001.pdf

产物环境合规

合规

GADSL/IMDS	Not Relevant
China RoHS	
EU ELV	Compliant per 2000/53/EC
Low-Halogen Status	Low-Halogen per IEC 61249-2-21
REACH SVHC	Not Contained per D(2023)8585-DC (23 Jan 2024)
EU RoHS	Compliant per EU 2015/863

多部分产品合规性声明

- Eu RoHS

- REACH SVHC

- Low-Halogen

- IPC 1752A Class C
- IPC 1752A Class D
- Molex Product Compliance Declaration
- IEC-62474
- chemSHERPA (xml)

欧盟 RoHS 合格证书

产品详情

常规

状态	活动
类别	Crimp Terminals
系列	5558
说明	Mini-Fit Male Crimp Terminal, Tin (Sn), Phosphor Bronze, 18-24 AWG, Reel
应用	Power, Wire-to-Wire
产品系列	Mini-Fit Family Power Connectors
产品名称	Mini-Fit
UPC	800754395236

电气

每触点最大电流	9.0A
电压 - 最大	600V

物理

耐用性(插拔次数) - 最多次数	30
性别	男
材料 - 金属	Phosphor Bronze
材料 - 接合部位电镀	Tin
材料 - 终端电镀	Tin
净重	0.125/g
包装形式	Reel
最薄镀层 - 接合部位	2.540µm
最薄镀层 - 端接	2.540µm
终端界面类型	Crimp or Compression
导线绝缘直径	1.30-3.10mm

线径规格 (AWG)	18, 20, 22, 24
线缆尺寸mm ²	不适用

进程

无铅	不适用
----	-----

可连接使用部件

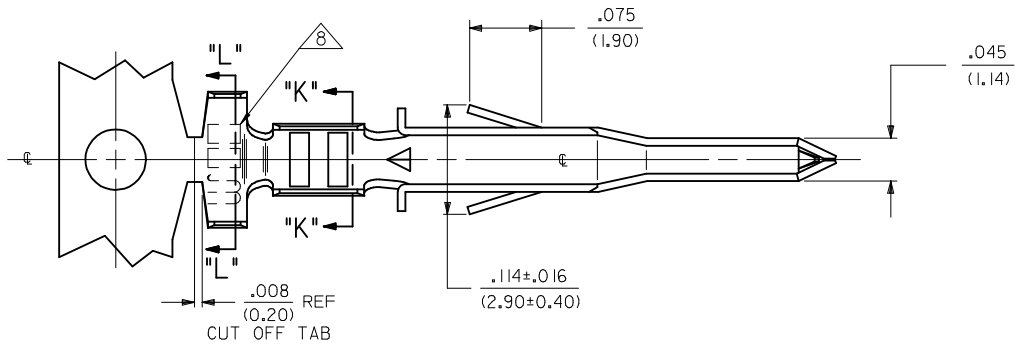
描述	产品编号
Mini-Fit Jr. Plug Housings	<u>5559</u>
Mini-Fit BMI Dual Row Plug Housings	<u>42475</u>
Mini-Fit Jr. Dual Row Plug Housings	<u>46993</u>

施工工具

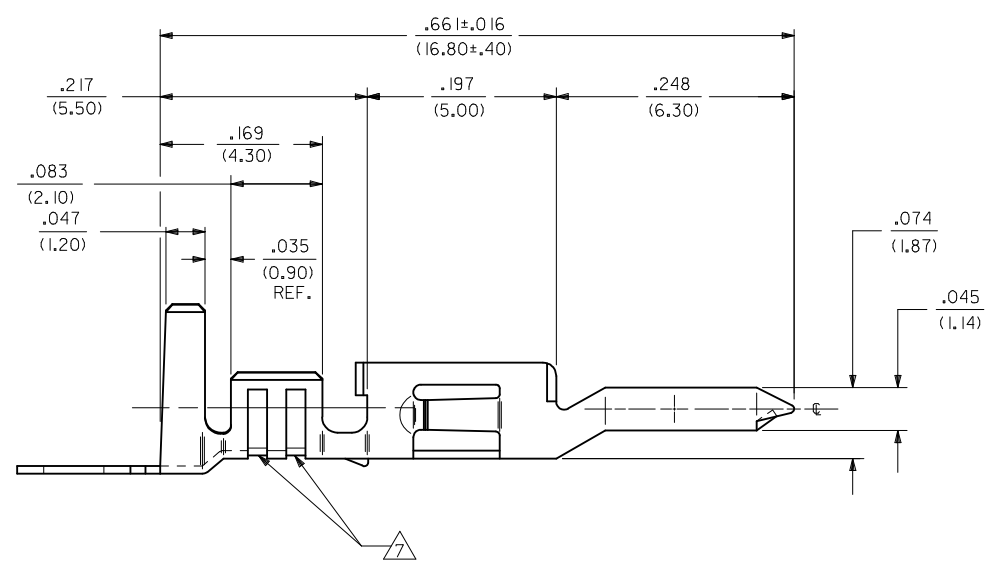
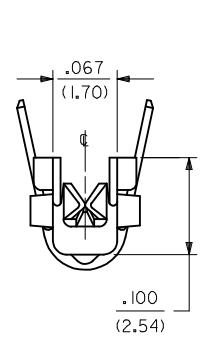
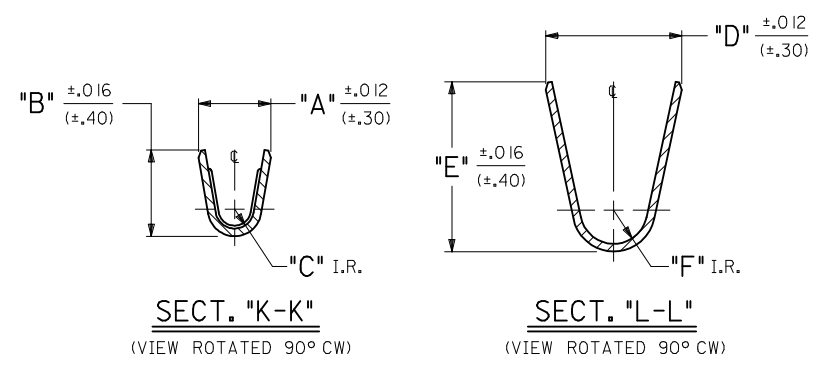
全局

描述	产品编号
Extraction Tool for Mini-Fit Jr. Terminals	<u>11030044</u>
FineAdjust Applicator for Mini-Fit Double Crimp Applications Using Two 22 AWG Wires	<u>2037026300</u>
PremiumGrade Hand Crimp Tool for Mini-Fit Jr. Male and Female Terminals, 18-24 AWG	<u>638190901</u>
FineAdjust Applicator for 18-20 AWG and 18-24 AWG Wires with Insulation Diameter 1.90-2.30mm	<u>639015600</u>
FineAdjust Applicator for Insulation OD 1.40-1.70mm - 18-24 AWG	<u>639023900</u>
FineAdjust Applicator for Insulation OD 2.50-2.95mm Optimized for 18 AWG Only	<u>639024800</u>
FineAdjust Applicator for Insulation OD 2.30-2.60mm - 18-24 AWG	<u>639024900</u>
FineAdjust Applicator for Insulation OD 2.50-2.95mm, 18-24 AWG	<u>639047800</u>

FineAdjust Applicator for Insulation OD 1.65-2.05mm, 18-24 AWG	<u>639048000</u>
T2 Terminator for Insulation OD 1.90-2.30mm - 18-24 AWG	<u>639115600</u>
T2 Terminator for insulation OD 1.40-1.70mm - 18-24 AWG	<u>639123900</u>
T2 Terminator for insulation OD 2.50-2.95mm optimized for 18 AWG only	<u>639124800</u>
T2 Terminator for insulation OD 2.30-2.60mm - 18-24 AWG	<u>639124900</u>
T2 Terminator for Mini-Fit Crimp Terminals, 18-24 AWG with Large Insulation ODs	<u>639147800</u>
T2 Terminator for Mini-Fit Crimp Terminals, 18-24 AWG with Smaller Insulation ODs	<u>639148000</u>



- NOTES:
- MATERIAL:
 - BRASS.
 - PHOS. BRONZE.
 - PLATING:
 - .000100/(.00254) MIN. TIN OVER .000050/(.00127) MIN. NICKEL (POST-PLATE).
 - PRODUCT SPECIFICATION: PS-5556-001, PS-5556-002, PS-5556-003
 - PACKAGING SPECIFICATION: PK-5558-001 FOR REELS
PK-5556-003 FOR LOOSE
 - MATES WITH TERMINAL: 5556 SERIES
 - TERMINAL IS FOR USE WITH MOLEX PLUG HOUSINGS 5559, 30068, AND 42475.
 - THE NUMBER OF SERRATIONS TO BE ONE FOR WIRE RANGE 22-28.
 - TEXT ON PART IS FOR REFERENCE ONLY. TEXT AND TEXT LOCATION MAY VARY DEPENDING ON PART NUMBER AND/OR TOOL.
 - WHEN TERMINALS ARE INSTALLED IN THE HOUSING THE WIRES ARE TO BE DRESSED IN SUCH A MANNER TO ALLOW THE TERMINALS TO FLOAT FREELY IN THE POCKET.
 - THIS TERMINAL IS DESIGNED FOR SINGLE WIRE CRIMPING.
 - PART CONFORMS TO CLASS "B" REQUIREMENTS OF COSMETIC SPECIFICATION PS-45499-002.



#18-24 TERMINAL SHOWN

MODIFY NOTE 8 EEC NO: UCP2017-2202 DRWINGSLAFTER 2017/04/05 CHKD:JBELL 2017/04/05 APPR:FSMITH 2017/09/29	QUALITY SYMBOLS 	GENERAL TOLERANCES (UNLESS SPECIFIED)		DIMENSION STYLE IN/MM		SCALE	DESIGN UNITS INCH	THIRD ANGLE PROJECTION																										
		<table border="1"> <tr><th colspan="2">mm</th><th colspan="2">INCH</th></tr> <tr><td>4 PLACES</td><td>± ---</td><td>± ---</td><td>---</td></tr> <tr><td>3 PLACES</td><td>± ---</td><td>± .010</td><td>---</td></tr> <tr><td>2 PLACES</td><td>± .25</td><td>± .015</td><td>---</td></tr> <tr><td>1 PLACE</td><td>± .38</td><td>± ---</td><td>---</td></tr> <tr><td>0 PLACE</td><td>± ---</td><td>± ---</td><td>---</td></tr> </table>		mm		INCH		4 PLACES	± ---	± ---	---	3 PLACES	± ---	± .010	---	2 PLACES	± .25	± .015	---	1 PLACE	± .38	± ---	---	0 PLACE	± ---	± ---	---	DRAWN BY DATE NGUYEN 2014/02/11		TITLE	MALE CRIMP TERMINAL WITH TIN-OVER-NICKEL PLATING. (MINI-FIT JR. SERIES) molex SD-5558-*S*			
		mm		INCH																														
4 PLACES	± ---	± ---	---																															
3 PLACES	± ---	± .010	---																															
2 PLACES	± .25	± .015	---																															
1 PLACE	± .38	± ---	---																															
0 PLACE	± ---	± ---	---																															
ANGULAR ±1/2° DRAFT WHERE APPLICABLE MUST REMAIN WITHIN DIMENSIONS		CHECKED BY DATE GEP 1992/05/12		DOCUMENT NO.																														
REV D1	DESCRIPTION	MATERIAL NO.		APPROVED BY DATE FSMITH 2014/03/21		SHEET NO. 1 OF 2		THIS DRAWING CONTAINS INFORMATION THAT IS PROPRIETARY TO MOLEX. INCORPORATED AND SHOULD NOT BE USED WITHOUT WRITTEN PERMISSION																										

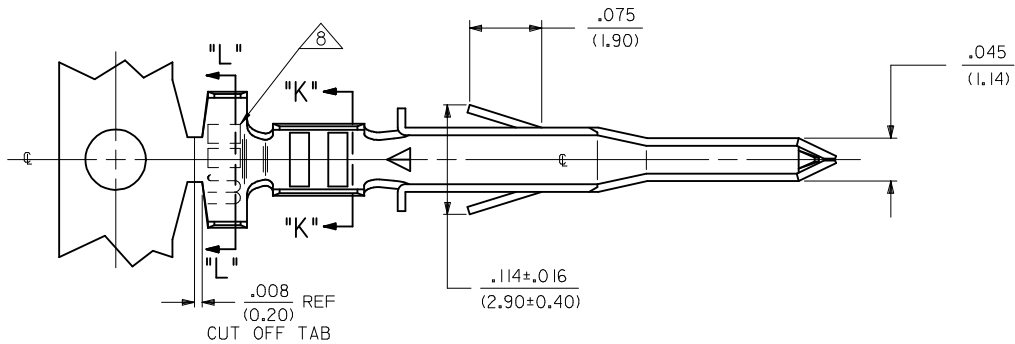
PART NO.	ENG. NO.	FORM	MAT'L.	WIRE GAGE	RANGE OF INSULATION DIA.	QUANTITY PER REEL (FORMED)	DIM. "A"	DIM. "B"	DIM. "C"	DIM. "D"	DIM. "E"	DIM. "F"	
39-00-0120	5558-S	CHAIN	A BRASS	18-24 GA.	.051-.122 (1.30-3.10)	4,000	.075 (1.90)	.091 (2.30)	.020 (.50)	.142 (3.60)	.177 (4.50)	.035 (.90)	
39-00-0121	5558-SL	LOOSE		22-28 GA.	.035-.071 (.90-1.80)	6,000	.071 (1.80)	.065 (1.65)	.016 (.40)	.091 (2.30)	.091 (2.30)	.024 (.60)	
39-00-0122	5558-S2	CHAIN		B PHOS. BRONZE	16 GA.	.122 (3.10) MAX.	4,000	.091 (2.30)	.106 (2.70)	.024 (.60)	.142 (3.60)	.177 (4.50)	.035 (.90)
39-00-0123	5558-S2L	LOOSE			18-24 GA.	.051-.122 (1.30-3.10)	4,000	.075 (1.90)	.091 (2.30)	.020 (.50)	.142 (3.60)	.177 (4.50)	.035 (.90)
39-00-0124	5558-S3	CHAIN	22-28 GA.		.035-.071 (.90-1.80)	6,000	.071 (1.80)	.065 (1.65)	.016 (.40)	.091 (2.30)	.091 (2.30)	.024 (.60)	
39-00-0125	5558-S3L	LOOSE		16 GA.	.122 (3.10) MAX.	4,000	.091 (2.30)	.106 (2.70)	.024 (.60)	.142 (3.60)	.177 (4.50)	.035 (.90)	
39-00-0126	5558-PBS	CHAIN		18-24 GA.	.051-.122 (1.30-3.10)	4,000	.075 (1.90)	.091 (2.30)	.020 (.50)	.142 (3.60)	.177 (4.50)	.035 (.90)	
39-00-0127	5558-PBSL	LOOSE		22-28 GA.	.035-.071 (.90-1.80)	6,000	.071 (1.80)	.065 (1.65)	.016 (.40)	.091 (2.30)	.091 (2.30)	.024 (.60)	
39-00-0128	5558-PBS2	CHAIN		16 GA.	.122 (3.10) MAX.	4,000	.091 (2.30)	.106 (2.70)	.024 (.60)	.142 (3.60)	.177 (4.50)	.035 (.90)	
39-00-0129	5558-PBS2L	LOOSE											
39-00-0130	5558-PBS3	CHAIN											
39-00-0131	5558-PBS3L	LOOSE											

LEGEND:

5558-***S**

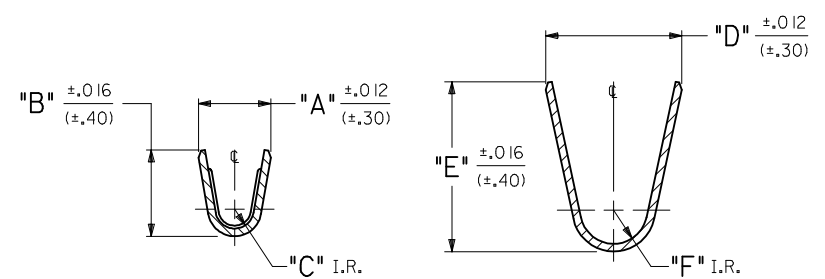
BASE NO. _____
MATERIAL _____
 BLANK= BRASS
 PB= PHOS. BRONZE
 S= TIN OVER NICKEL
CRIMP SIZE _____
 BLANK = 18-24 AWG
 2 = 22-28 AWG
 3 = 16 AWG
CHAIN OR LOOSE _____
 BLANK= CHAIN
 L= LOOSE

SEE SHEET 1 EC NO: UCP2017-2202 DRAWNCSLAFTER 2017/04/05 CHKD:JBELL 2017/04/05 APPR:FSMITH 2017/09/29 REV D1	QUALITY SYMBOLS ▽=0 ▽=0 ▽=0	GENERAL TOLERANCES (UNLESS SPECIFIED)		DIMENSION STYLE IN/MM		SCALE 1:1	DESIGN UNITS INCH	THIRD ANGLE PROJECTION		
				mm	INCH	DRAWN BY NNGUYEN	DATE 2014/02/11	MALE CRIMP TERMINAL WITH TIN-OVER-NICKEL PLATING. (MINI-FIT JR. SERIES) molex		
				4 PLACES ± .010	3 PLACES ± .010	CHECKED BY GEP	DATE 1992/05/12			
				2 PLACES ± .015	1 PLACE ± .015	APPROVED BY FSMITH	DATE 2014/03/21	MATERIAL NO. SEE CHART		DOCUMENT NO. SD-5558-*S*
		ANGULAR ±1/2°		DRAFT WHERE APPLICABLE MUST REMAIN WITHIN DIMENSIONS		THIS DRAWING CONTAINS INFORMATION THAT IS PROPRIETARY TO MOLEX INCORPORATED AND SHOULD NOT BE USED WITHOUT WRITTEN PERMISSION				



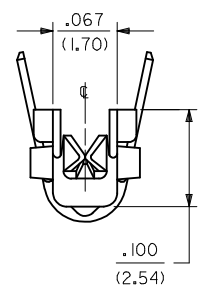
- NOTES:
- MATERIAL:
 - BRASS.
 - PHOS. BRONZE.
 - PLATING:

.000100/(.00254) MIN. TIN OVER .000050/(.00127) MIN. NICKEL (POST-PLATE).
 - PRODUCT SPECIFICATION: PS-5556-001, PS-5556-002, PS-5556-003
 - PACKAGING SPECIFICATION: PK-5558-001 FOR REELS
PK-5556-003 FOR LOOSE
 - MATES WITH TERMINAL: 5556 SERIES
 - TERMINAL IS FOR USE WITH MOLEX PLUG HOUSINGS 5559, 30068, AND 42475.
 - THE NUMBER OF SERRATIONS TO BE ONE FOR WIRE RANGE 22-28.
 - TEXT ON PART IS FOR REFERENCE ONLY. TEXT AND TEXT LOCATION MAY VARY DEPENDING ON PART NUMBER AND/OR TOOL.
 - WHEN TERMINALS ARE INSTALLED IN THE HOUSING THE WIRES ARE TO BE DRESSED IN SUCH A MANNER TO ALLOW THE TERMINALS TO FLOAT FREELY IN THE POCKET.
 - THIS TERMINAL IS DESIGNED FOR SINGLE WIRE CRIMPING.
 - PART CONFORMS TO CLASS "B" REQUIREMENTS OF COSMETIC SPECIFICATION PS-45499-002.

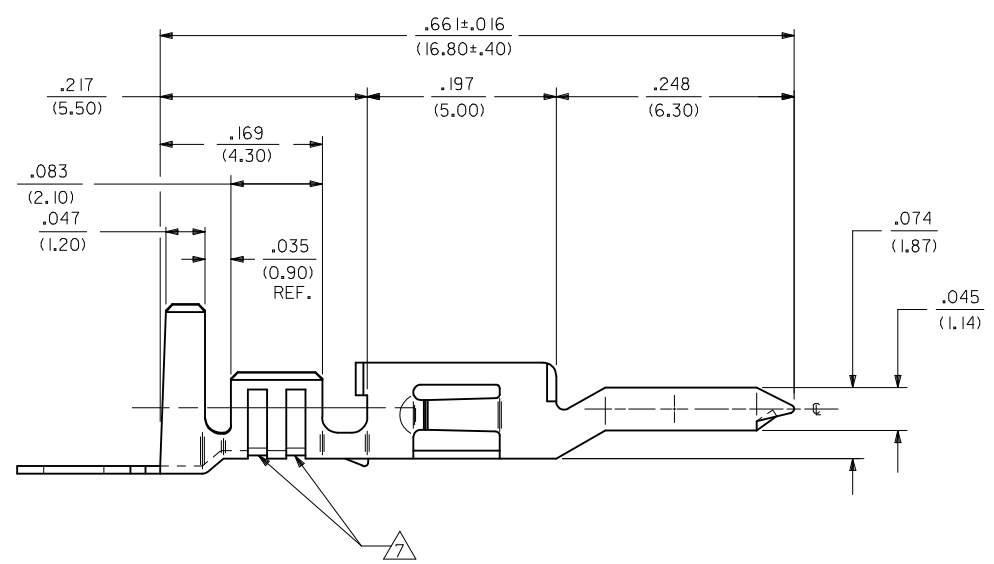


SECT. "K-K"
(VIEW ROTATED 90° CW)

SECT. "L-L"
(VIEW ROTATED 90° CW)



.100 (2.54)



#18-24 TERMINAL SHOWN

MODIFY NOTE 8 EC NO: UCP2017-2202 DRWINGSLAFTER 2017/04/05 CHKD:JBELL 2017/04/05 APPR:FSMITH 2017/09/29	QUALITY SYMBOLS 	GENERAL TOLERANCES (UNLESS SPECIFIED) <table border="1"> <thead> <tr> <th></th> <th>mm</th> <th>INCH</th> </tr> </thead> <tbody> <tr> <td>4 PLACES</td> <td>± .10</td> <td>± .004</td> </tr> <tr> <td>3 PLACES</td> <td>± .15</td> <td>± .006</td> </tr> <tr> <td>2 PLACES</td> <td>± .25</td> <td>± .010</td> </tr> <tr> <td>1 PLACE</td> <td>± .38</td> <td>± .015</td> </tr> <tr> <td>0 PLACE</td> <td>± .50</td> <td>± .020</td> </tr> </tbody> </table>		mm	INCH	4 PLACES	± .10	± .004	3 PLACES	± .15	± .006	2 PLACES	± .25	± .010	1 PLACE	± .38	± .015	0 PLACE	± .50	± .020	DIMENSION STYLE IN/MM	SCALE DESIGN UNITS INCH	THIRD ANGLE PROJECTION
		mm	INCH																				
	4 PLACES	± .10	± .004																				
	3 PLACES	± .15	± .006																				
2 PLACES	± .25	± .010																					
1 PLACE	± .38	± .015																					
0 PLACE	± .50	± .020																					
DESCRIPTION D1	DRAWN BY NGUYEN	DATE 2014/02/11	TITLE MALE CRIMP TERMINAL WITH TIN-OVER-NICKEL PLATING. (MINI-FIT JR. SERIES)	MATERIAL NO. SEE SHEET 2	DOCUMENT NO. SD-5558-*S*																		
ANGULAR ±1/2° DRAFT WHERE APPLICABLE MUST REMAIN WITHIN DIMENSIONS	SIZE C	APPROVED BY FSMITH	DATE 2014/03/21	SHEET NO. 1 OF 2	THIS DRAWING CONTAINS INFORMATION THAT IS PROPRIETARY TO MOLEX. INCORPORATED AND SHOULD NOT BE USED WITHOUT WRITTEN PERMISSION																		

PART NO.	ENG. NO.	FORM	MAT'L.	WIRE GAGE	RANGE OF INSULATION DIA.	QUANTITY PER REEL (FORMED)	DIM. "A"	DIM. "B"	DIM. "C"	DIM. "D"	DIM. "E"	DIM. "F"	
39-00-0120	5558-S	CHAIN	A BRASS	18-24 GA.	.051-.122 (1.30-3.10)	4,000	.075 (1.90)	.091 (2.30)	.020 (.50)	.142 (3.60)	.177 (4.50)	.035 (.90)	
39-00-0121	5558-SL	LOOSE		B PHOS. BRONZE	22-28 GA.	.035-.071 (.90-1.80)	6,000	.071 (1.80)	.065 (1.65)	.016 (.40)	.091 (2.30)	.091 (2.30)	.024 (.60)
39-00-0122	5558-S2	CHAIN			16 GA.	.122 (3.10) MAX.	4,000	.091 (2.30)	.106 (2.70)	.024 (.60)	.142 (3.60)	.177 (4.50)	.035 (.90)
39-00-0123	5558-S2L	LOOSE			18-24 GA.	.051-.122 (1.30-3.10)	4,000	.075 (1.90)	.091 (2.30)	.020 (.50)	.142 (3.60)	.177 (4.50)	.035 (.90)
39-00-0124	5558-S3	CHAIN	22-28 GA.		.035-.071 (.90-1.80)	6,000	.071 (1.80)	.065 (1.65)	.016 (.40)	.091 (2.30)	.091 (2.30)	.024 (.60)	
39-00-0125	5558-S3L	LOOSE	B PHOS. BRONZE	16 GA.	.122 (3.10) MAX.	4,000	.091 (2.30)	.106 (2.70)	.024 (.60)	.142 (3.60)	.177 (4.50)	.035 (.90)	
39-00-0126	5558-PBS	CHAIN		18-24 GA.	.051-.122 (1.30-3.10)	4,000	.075 (1.90)	.091 (2.30)	.020 (.50)	.142 (3.60)	.177 (4.50)	.035 (.90)	
39-00-0127	5558-PBSL	LOOSE		B PHOS. BRONZE	22-28 GA.	.035-.071 (.90-1.80)	6,000	.071 (1.80)	.065 (1.65)	.016 (.40)	.091 (2.30)	.091 (2.30)	.024 (.60)
39-00-0128	5558-PBS2	CHAIN			16 GA.	.122 (3.10) MAX.	4,000	.091 (2.30)	.106 (2.70)	.024 (.60)	.142 (3.60)	.177 (4.50)	.035 (.90)
39-00-0129	5558-PBS2L	LOOSE			18-24 GA.	.051-.122 (1.30-3.10)	4,000	.075 (1.90)	.091 (2.30)	.020 (.50)	.142 (3.60)	.177 (4.50)	.035 (.90)
39-00-0130	5558-PBS3	CHAIN	22-28 GA.		.035-.071 (.90-1.80)	6,000	.071 (1.80)	.065 (1.65)	.016 (.40)	.091 (2.30)	.091 (2.30)	.024 (.60)	
39-00-0131	5558-PBS3L	LOOSE	16 GA.		.122 (3.10) MAX.	4,000	.091 (2.30)	.106 (2.70)	.024 (.60)	.142 (3.60)	.177 (4.50)	.035 (.90)	

LEGEND:

5558-***S**

BASE NO. _____
MATERIAL _____
 BLANK= BRASS
 PB= PHOS. BRONZE
 S= TIN OVER NICKEL
CRIMP SIZE _____
 BLANK = 18-24 AWG
 2 = 22-28 AWG
 3 = 16 AWG
CHAIN OR LOOSE _____
 BLANK= CHAIN
 L= LOOSE

SEE SHEET 1 EC NO: UCP2017-2202 DRAWNCSLAFTER 2017/04/05 CHKD:JBELL 2017/04/05 APPR:FSMITH 2017/09/29 REV D1	QUALITY SYMBOLS ▽=0 ▽=0 ▽=0	GENERAL TOLERANCES (UNLESS SPECIFIED)		DIMENSION STYLE IN/MM		SCALE 1:1	DESIGN UNITS INCH	THIRD ANGLE PROJECTION	
				mm	INCH	DRAWN BY NNGUYEN	DATE 2014/02/11	MALE CRIMP TERMINAL WITH TIN-OVER-NICKEL PLATING. (MINI-FIT JR. SERIES) molex DOCUMENT NO. SD-5558-*S* SHEET NO. 2 OF 2	
		4 PLACES ± --- ± ---				CHECKED BY GEP	DATE 1992/05/12		
		3 PLACES ± --- ±.010				APPROVED BY FSMITH	DATE 2014/03/21		
2 PLACES ±.25 ±.015									
1 PLACE ±.38 ± ---									
0 PLACE ± --- ± ---									
ANGULAR ±1/2°				MATERIAL NO.					
DRAFT WHERE APPLICABLE MUST REMAIN WITHIN DIMENSIONS				SEE CHART					
				SIZE C					
				THIS DRAWING CONTAINS INFORMATION THAT IS PROPRIETARY TO MOLEX INCORPORATED AND SHOULD NOT BE USED WITHOUT WRITTEN PERMISSION					