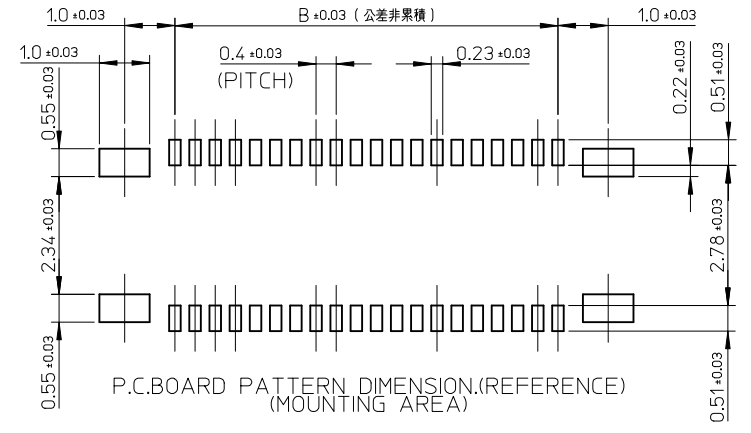
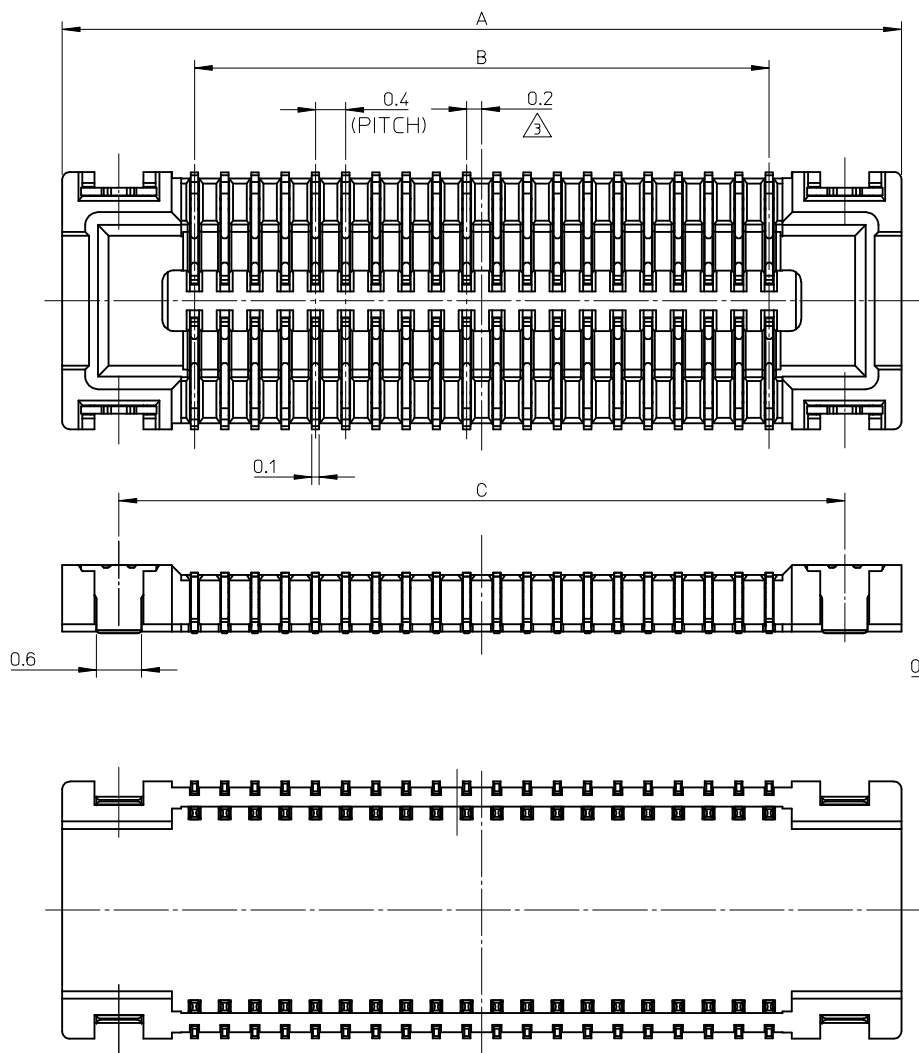


10 9 8 7 6 5 4 3 2 1



15.6	13.6	17.1	501591-7011	501591-7010	70
12.4	10.4	13.9	501591-5411	501591-5410	54
11.6	9.6	13.1	501591-5011	501591-5010	50
10.4	8.4	11.9	501591-4411	501591-4410	44
9.6	7.6	11.1	501591-4011	501591-4010	40
8.4	6.4	9.9	501591-3411	501591-3410	34
7.6	5.6	9.1	501591-3011	501591-3010	30
6.8	4.8	8.3	501591-2611	501591-2610	26
6.4	4.4	7.9	501591-2411	501591-2410	24
6.0	4.0	7.5	501591-2211	501591-2210	22
5.6	3.6	7.1	501591-2011	501591-2010	20
4.0	2.0	5.5	501591-1211	501591-1210	12
3.6	1.6	5.1	501591-1011	501591-1010	10
C	B	A	EMBOSSED TAPE PACKAGE	MATERIAL NO.	CIRCUIT
			ORDER No.		

REVISED EC NO: J2008-3370 DRW:KSE10 2008/06/17 CHK:D:MSASAO 2008/06/17 APPR:MSASAO 2008/06/25	GENERAL TOLERANCES (UNLESS SPECIFIED)		DIMENSION STYLE MM ONLY		SCALE ---	DESIGN UNITS METRIC	THIRD ANGLE PROJECTION
	10 UNDER	± 0.2	DRAWN BY TASAKAWA	DATE 2006/07/10	TITLE 0.4MM PITCH B/B CONN. H=0.9 W=3.4 REC ASSY		
	10 OVER 30 UNDER	± 0.25	CHECKED BY MSASAO	DATE 2006/07/10	MOLEX INCORPORATED		
	30 OVER	± 0.3	APPROVED BY MSASAO	DATE 2006/07/10	MATERIAL NO. SEE TABLE	DOCUMENT NO. SD-501591-005	SHEET NO. 1 OF 2
	ANGULAR ± 3 °		DRAFT WHERE APPLICABLE MUST REMAIN WITHIN DIMENSIONS		THIS DRAWING CONTAINS INFORMATION THAT IS PROPRIETARY TO MOLEX INCORPORATED AND SHOULD NOT BE USED WITHOUT WRITTEN PERMISSION		

注記 NOTES

1. 使用材料
MATERIAL

ハウジング: 液晶ポリマー (LCP) ガラス充填 UL-94V-0 (黒)
HOSING: LIQUID CRYSTAL POLYMER (GLASS FILLED) UL94V-0 (COLOR:BLACK)

ターミナル: リン青銅 (t=0.1)
TERMINAL: PHOSHOR BRONZE (t=0.1)

金具: リン青銅 (t=0.1)
FITTING NAIL: PHOSHOR BRONZE (t=0.1)

2. メッキ仕様
PLATING

ターミナル
TERMINAL

金メッキ 0.1マイクロメートル以上 (コンタクト部)
GOLD 0.1 MICROMETER MINIMUM (CONTACT AREA)

金メッキ 0.05マイクロメートル以上 (テール部)
GOLD 0.05 MICROMETER MINIMUM (TAIL AREA)

下地メッキ: ニッケルメッキ 1.0 マイクロメートル以上
UNDER PLATING: NICKEL 1.0 MICROMETER MINIMUM

金具
FITTING NAIL

錫メッキ :1.0マイクロメートル以上
TIN PLATING :1.0 MICROMETER MINIMUM

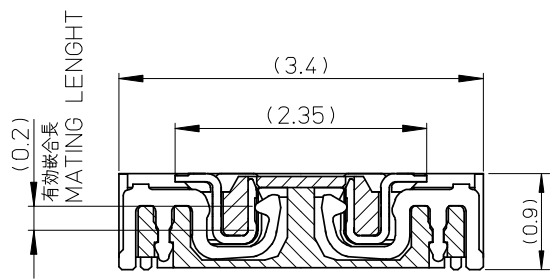
下地メッキ :ニッケル 1.0マイクロメートル以上
UNDER PLATING :NICKEL 1.0 MICROMETER MINIMUM

△ (全極数/2)=偶数の場合に適用
APPLY FOR (CIRCUIT/2)=EVEN

4. 嵌合相手 : 501594-**10 シリーズ
WITH MATE : 501594-**10 SERIES

5. テール及び金具の平坦度は、0.1以下
TAIL AND FITTING NAIL COPLANARITY TO BE 0.1 MAXIMUM

6. ELV AND RoHS COMPLIANT.



嵌合断面図 (参考)
MATED DRAWING

REVISED EC NO: J2008-3370 DRW:KSETO 2008/06/17 CH:K:MSASAO 2008/06/17 APPR:MSASAO 2008/06/25 T	GENERAL TOLERANCES (UNLESS SPECIFIED)		DIMENSION STYLE MM ONLY		SCALE ---	DESIGN UNITS METRIC	THIRD ANGLE PROJECTION	
	10 UNDER	±0.2	DRAWN BY TASAKAWA	DATE 2006/07/10	TITLE 0.4MM PITCH B/B CONN. H=0.9 W=3.4 REC ASSY			
	10 OVER 30 UNDER	±0.25	CHECKED BY MSASAO	DATE 2006/07/10				
	30 OVER	±0.3	APPROVED BY MSASAO	DATE 2006/07/10	MOLEX INCORPORATED			
	ANGULAR	±3 °	MATERIAL NO.					
DRAFT WHERE APPLICABLE MUST REMAIN WITHIN DIMENSIONS			SEE SHEET 1		SD-501591-005		2 OF 2	
SIZE A3 THIS DRAWING CONTAINS INFORMATION THAT IS PROPRIETARY TO MOLEX INCORPORATED AND SHOULD NOT BE USED WITHOUT WRITTEN PERMISSION								