



产品编号 : [503948051](#)

Product Description : 2.00mm Pitch, Milli-Grid Female Crimp Terminal, 0.38µm Select Gold, Reel, Lead free

系列号 : 50394

状态 : Active

Product Category : Crimp Terminals

Packaging Alternative : 0503948100 (Bag)



---

## 文件和资源

### 图纸

[图纸 503948051\\_sd.pdf](#)

[包装设计图 503940001-000.pdf](#)

### 3D 模型和设计文件

[3D模型 503948051\\_stp.zip](#)


### 规格

[产品规格 PS-51110-001-001.pdf](#)

---

## 产物环境合规

### 合规

GADSL/IMDS	Compliant with Exemption 44; 34; 33
China RoHS	
EU ELV	Compliant per 2000/53/EC
Low-Halogen Status	Low-Halogen per IEC 61249-2-21
REACH SVHC	Not Contained per D(2023)3788-DC (14 Jun 2023)
EU RoHS	Compliant per EU 2015/863

### 多部分产品合规性声明

- Eu RoHS
- REACH SVHC
- Low-Halogen



## 【4. 仕様 SPECIFICATION】

番号 NUMBER	項目 ITEM	仕様 REQUIREMENT
①	バンドアップ BEND UP	4°以下 / MAX.
	バンドダウン BEND DOWN	3°以下 / MAX.
	ツイスト TWISTING	3°以下 / MAX.
	ローリング ROLLING	4°以下 / MAX.
②	ベルマウス (参考値) BELL MOUTH (REF.)	0.05 ~ 0.35 mm
③	カットオフタブ長さ CUT OFF TAB LENGTH	0 ~ 0.15 mm以下 / MAX.
④	芯線突き出し長さ EXTRUDED WIRE LENGTH	0 ~ 0.5 mm
⑤	シーム SEAM	シームは閉じていること。但し開きのある場合は芯線の飛び出しなきこと。 SEAM SHALL NOT BE OPENED AND NOT WIRE ALLOWED OUT OF CRIMPING THE AREA.
≠	絶縁被覆むき長さ (参考値) WIRE STRIP LENGTH (REF.)	1.3 ~ 1.8 mm

## 【5. 圧着条件 (⑥及び⑦) CONDITIONS】

電線(UL1007相当品)を圧着した際の要件は下記による。

AFTER CRIMPING THE STRAND WIRE (EQUIVALENT TO UL1007), THE CRIMPED AREAS SHOULD BE AS FOLLOWS.

ターミナル 番号 TERMINAL NO.	電線サイズ WIRE SIZE (AWG)	圧着 ツール番号 CRIMP DIE MODEL NO.	⑥芯線圧着部高さ CONDUCTOR CRIMP HEIGHT		⑦被覆圧着部 INSULATION		圧着部引張強度 CRIMP STRENGTH (N {Kgf})
			工具 マーク TOOL MARK	高さ HEIGHT (mm)	工具 マーク TOOL MARK	参考高さ HEIGHT (REF.) (mm)	
50394 -8***	#24 (*1)	57315 -3000	C	0.60 ~0.65	6	1.35	29.4{3.0}以上 / MIN.
	#26		C	0.59 ~0.64	6	1.35	19.6{2.0}以上 / MIN.
	#28		B	0.56 ~0.61	6	1.30	9.8{1.0}以上 / MIN.
	#30		A	0.53 ~0.58	5	1.30	4.9{0.5}以上 / MIN.

注) \*1 UL1061相当品を圧着した際の条件

NOTE. AFTER CRIMPING WIRE (EQUIVALENT TO UL1061), THE CRIMPED AREA SHOULD BE AS FOLLOWS.

REVISE ON PC ONLY		TITLE:			
<b>A</b>	SEE SHEET 1 OF 4	1.25 W/B CONN. RECEPTACLE CRIMP TERMINAL <b>圧着仕様書</b>			
	REV.	DESCRIPTION	THIS DOCUMENT CONTAINS INFORMATION THAT IS PROPRIETARY TO MOLEX ELECTRONIC TECHNOLOGIES, LLC AND SHOULD NOT BE USED WITHOUT WRITTEN PERMISSION		
DOCUMENT NUMBER CS-50394		DOC. TYPE PSD	DOC. PART 001	CUSTOMER GENERAL MARKET	SHEET 2 OF 4

【6. 消耗部品一覧表 PERISHABLE PARTS LIST】

部品名称 PART NAME	部品番号 PART NO.
アンビル ANVIL	57175-2101
芯線クリンプパンチ COND. PUNCH	57175-2102
被覆クリンプパンチ INS. PUNCH	57175-2103
フロントフローティングシェア FRONT FLOATING SHEAR	57067-2006
フロントホルダー FRONT HOLDER	57067-2005

REVISE ON PC ONLY

**A**

SEE SHEET 1 OF 4

TITLE:

1.25 W/B CONN.  
RECEPTACLE CRIMP TERMINAL

**圧着仕様書**

THIS DOCUMENT CONTAINS INFORMATION THAT IS PROPRIETARY TO MOLEX ELECTRONIC TECHNOLOGIES, LLC AND SHOULD NOT BE USED WITHOUT WRITTEN PERMISSION

REV.

DESCRIPTION

DOCUMENT NUMBER  
CS-50394

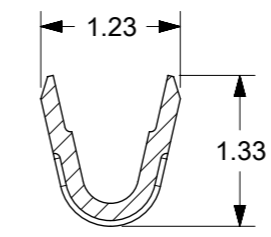
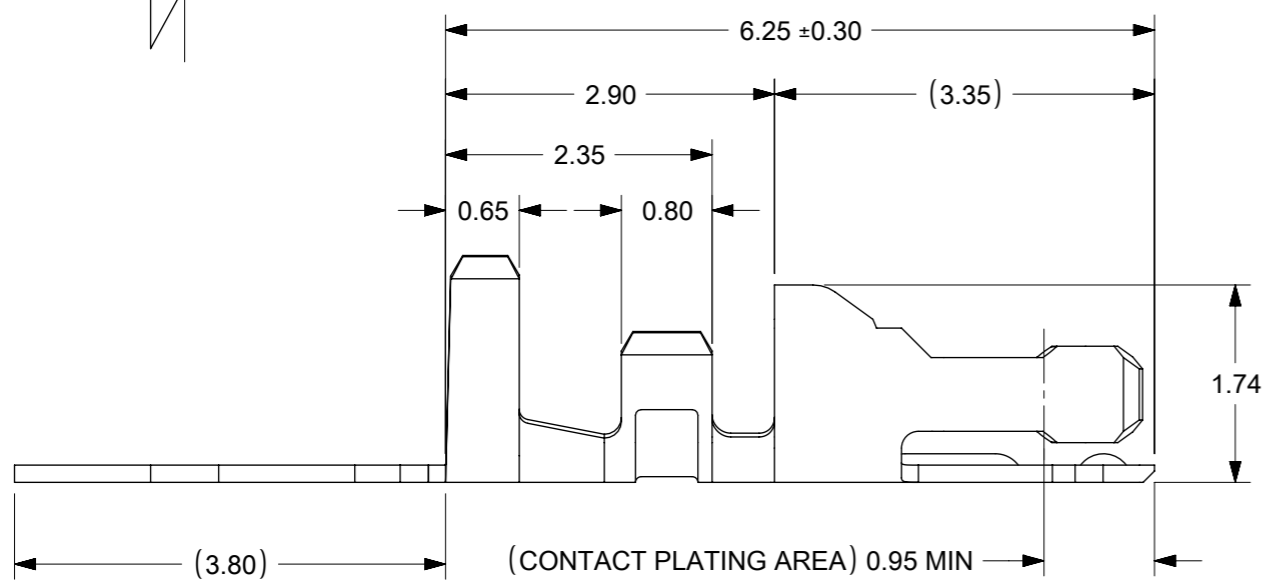
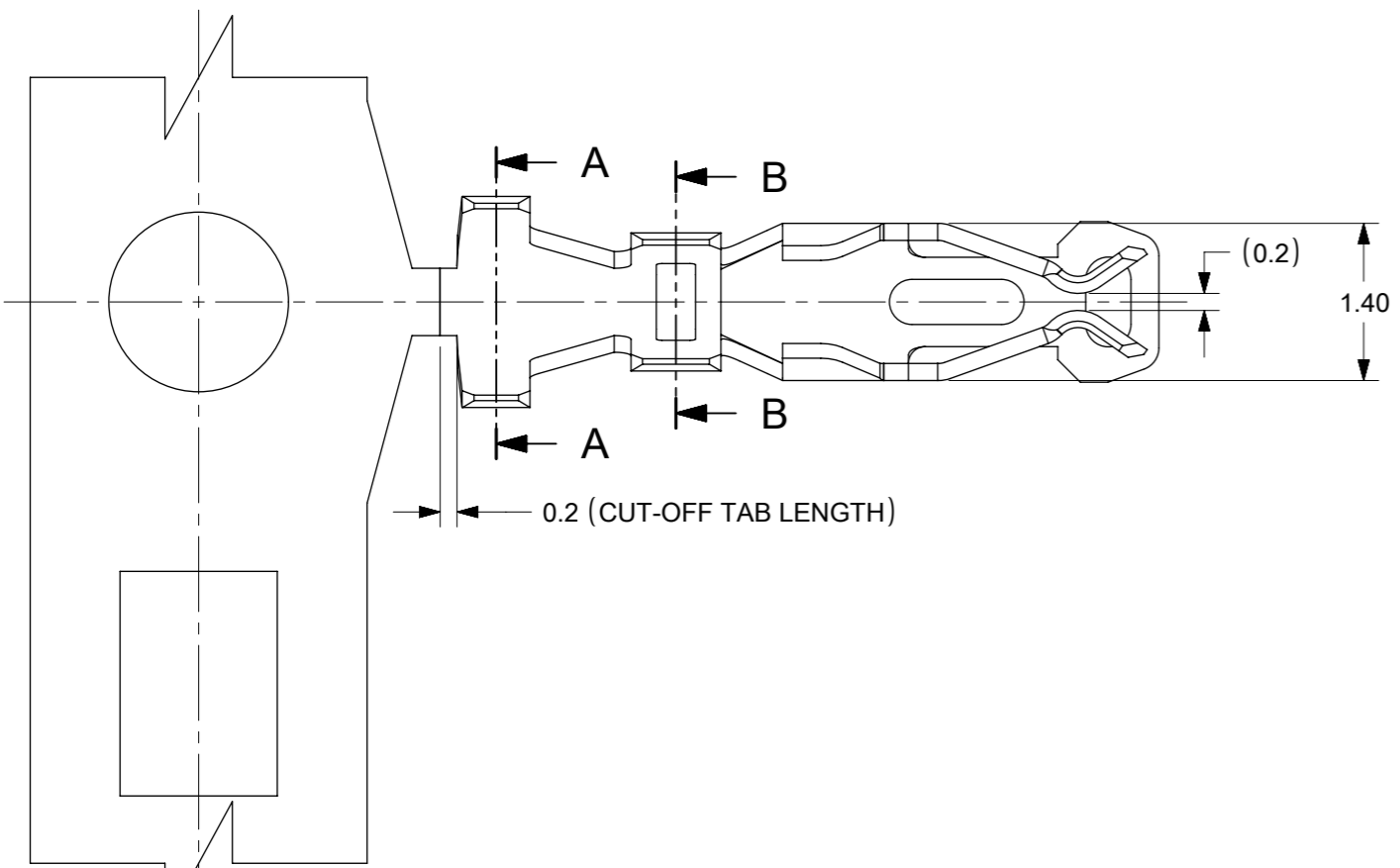
DOC. TYPE  
PSD

DOC. PART  
001

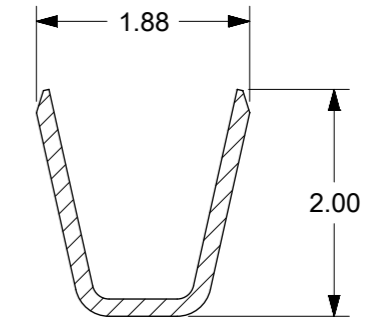
CUSTOMER  
GENERAL MARKET

SHEET  
3 OF 4

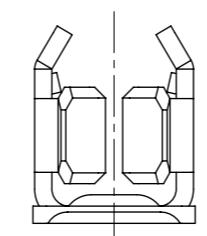




SECTION B-B



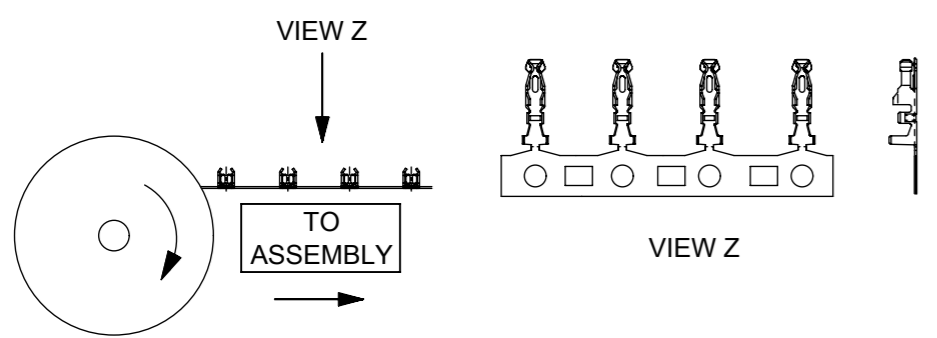
SECTION A-A



ENG. P/NS		CONTACT PLATING (NICKEL OVERALL 2-6 μm MIN)
FORM : LOOSE	FORM : CHAIN	
50394-8100	50394-8051	0.38μm GOLD MIN.
50394-8200	50394-8052	0.76μm GOLD MIN.
50394-8400	50394-8054	GOLD FLASH 0.05 - 0.125μm
50394-8500	50394-8055	2.50μm MATTE TIN MIN.

- NOTES :
- MATERIAL: COPPER ALLOY
  - APPLICABLE HOUSING : 51110-\*\*\*1  
: 51110-\*\*5\*  
: 151100-00\*\*
  - APPLICABLE WIRE: AWG #24-#30  
WIRE INSULATION OD: 1.40mm MAX.
  - CRIMPING SPECIFICATION: CS-50394

WINDING DIRECTION



THIS DRAWING CONTAINS INFORMATION THAT IS PROPRIETARY TO MOLEX ELECTRONIC TECHNOLOGIES, LLC AND SHOULD NOT BE USED WITHOUT WRITTEN PERMISSION									
QUALITY SYMBOLS	EC NO: 662246	DRWN: ABABUPS	CHK'D: MIRAMAKRISHNA	APPR: MIRAMAKRISHNA	GENERAL TOLERANCES (UNLESS SPECIFIED)		DIMENSION UNITS		SCALE
					MM	INCH	MM	NTS	
▽ = 0	2021/04/28	2021/04/28	2021/04/28	4 PLACES	±	±	DRWN BY	DATE	molex®
▽ = 0				3 PLACES	±	±	S.Q	1994/04/20	
▽ = 0				2 PLACES	± 0.2	±	CHK'D BY	DATE	SALES DRAWING 2.0MM GRID W TO B CONN. CRIMP TERMINAL
▽ = 0				1 PLACES	±	±	EDPOH	1994/04/27	
▽ = 0				0 PLACES	±	±	APPR BY	DATE	PRODUCT CUSTOMER DRAWING
▽ = 0							LBLEE	2013/11/13	
▽ = 0					ANGULAR TOL = 3.0		DRAWING SIZE	THIRD ANGLE PROJECTION	SERIES
▽ = 0					DRAFT WHERE APPLICABLE MUST REMAIN WITHIN DIMENSIONS		A3		50394
▽ = 0									MATERIAL NUMBER
									SEE TABLE
									CUSTOMER
									GENERAL MARKET
									DOCUMENT NUMBER
									SD-50394-8XXX
									DOC TYPE
									PSD
									DOC PART
									000
									SHEET NUMBER
									1 OF 1

RELEASE STATUS	RELEASE DATE
----------------	--------------

## 多部分行业合规性文件

- IPC 1752A Class C
- IPC 1752A Class D
- Molex Product Compliance Declaration
- IEC-62474
- chemSHERPA (xml)

## 欧盟 RoHS 合格证书

---

### 产品详情

#### 常规

状态	活动
类别	Crimp Terminals
系列	50394
说明	2.00mm Pitch, Milli-Grid Female Crimp Terminal, 0.381µm Select Gold, Reel, Lead free
应用	Signal, Wire-to-Board, Wire-to-Wire
产品系列	Milli-Grid Connector System
产品名称	Milli-Grid
UPC	800753576193

#### 电气

每触点最大电流	2.0A
电压 - 最大	125V AC (RMS)/DC

#### 物理

耐用性(插拔次数) - 最多次数	50
性别	女
材料 - 金属	Copper Alloy
材料 - 接合部位电镀	金牌
材料 - 终端电镀	Nickel
净重	43.000/mg
包装形式	Reel
最薄镀层 - 接合部位	0.381µm
最薄镀层 - 端接	2.000µm
终端界面类型	Crimp or Compression

导线绝缘直径	1.40mm max.
线径规格 (AWG)	24, 26, 28, 30
线缆尺寸mm <sup>2</sup>	不适用

进程

无铅	不适用
----	-----

可连接使用部件

描述	产品编号
Milli-Grid Single Row Receptacle Housings	<u>151100</u>
Milli-Grid Dual Row Receptacle Housings	<u>151192</u>
Milli-Grid Dual Row Receptacle Housings	<u>51110</u>

施工工具

全局

描述	产品编号
Hand Crimp Tool for Milli-Grid and MicroBlade Crimp Terminals, 24-30 AWG	<u>2133091200</u>
Extraction Tool for SPOX, MX64, Ditto, MX150CE, Milli-Grid Terminals	<u>0638131400</u>
FineAdjust Applicator for 2.00mm Pitch Wire-to-Board Crimp Terminals, 24-30 AWG Wire, Insulation OD 1.10-1.30mm	<u>0639005200</u>
FineAdjust Applicator for 2.00mm Pitch Wire-to-Board Crimp Terminal, 24-30 AWG, Insulation OD 0.90-1.10mm	<u>0639046800</u>
T2 Terminator Die	<u>0639105200</u>

施工工具

日本

描述	产品编号
----	------



S-1 Applicator for Milli-Grid Receptacle Terminal, 24-30 AWG	<u>0573153700</u>
---	-------------------

---

This document was generated on Feb 28, 2024