



产品编号 : 5040510601

Product Description : 1.50mm Pitch, Pico-Lock Receptacle Crimp Housing, Single Row, Positive Lock, 6 Circuits, Black

系列号 : 504051

状态 : Active

Product Category : Connector Housings

文件和资源

图纸

图纸 5040510601_sd.pdf

3D 模型和设计文件

2D 图纸 DXF 5040510601.dxf

2D 图纸 DXF PDF 5040510601.pdf

3D模型 5040510601_stp.zip

规格

应用规格 AS-504051-001-001.pdf

包装规格 SPK-504051-001-001.pdf


产品规格 5040510000-PS-000.pdf

产品规格 5040511001-PS-000.pdf

产品规格 PS-504051-001-001.pdf

产物环境合规

合规

GADSL/IMDS	Not Relevant
China RoHS	
EU ELV	Compliant per 2000/53/EC
Low-Halogen Status	Low-Halogen per IEC 61249-2-21
REACH SVHC	Not Contained per D(2023)8585-DC (23 Jan 2024)
EU RoHS	Compliant per EU 2015/863

多部分产品合规性声明

- Eu RoHS
- REACH SVHC
- Low-Halogen
- IPC 1752A Class C

- IPC 1752A Class D
- Molex Product Compliance Declaration
- IEC-62474
- chemSHERPA (xml)

欧盟 RoHS 合格证书

产品详情

常规

状态	活动
类别	Connector Housings
系列	504051
说明	1.50mm Pitch, Pico-Lock Receptacle Crimp Housing, Single Row, Positive Lock, 6 Circuits, Black
应用	Signal, Wire-to-Board
个评论	See Molex product specification PS-504051-001 for additional current de-rating information
产品系列	Pico-Lock Connector System
产品名称	Pico-Lock
UPC	884982939899

机构

CSA	LR19980
UL	E29179

物理

电路数（最多）	6
颜色-树脂	黑色
阻燃性	94V-0
性别	Receptacle
符合灼热丝规范	否
插接极性	无
锁定插接部位	是
材料 - 树脂	High Temperature Thermoplastic
净重	0.080/g

行数	1
包装形式	Bag
面板安装式	否
间距 - 插配接口	1.50mm
有极性的插配件	是
可堆叠的	否
运行温度范围	-40° to +105° C

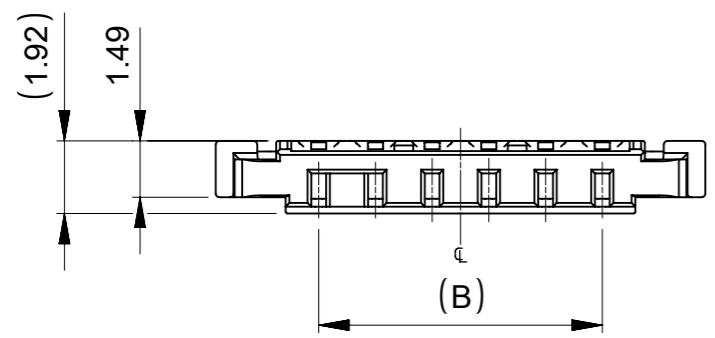
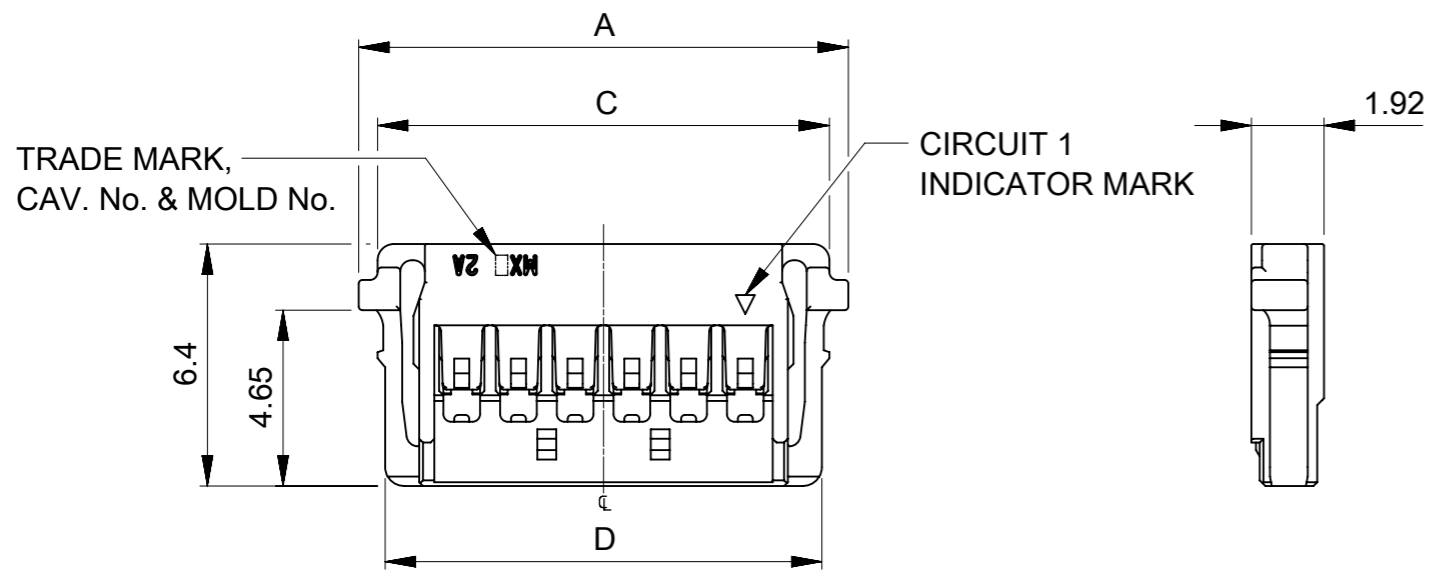
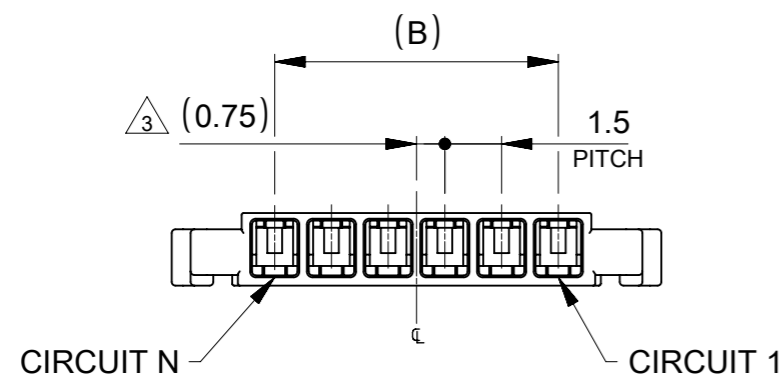
可配插/可连接使用的产品

可配插部件

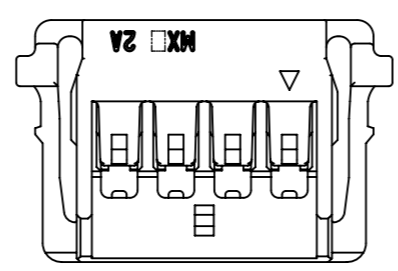
描述	产品编号
1.50mm Pitch Pico-Lock Right-Angle Single Row Headers	<u>504050</u>

可连接使用部件

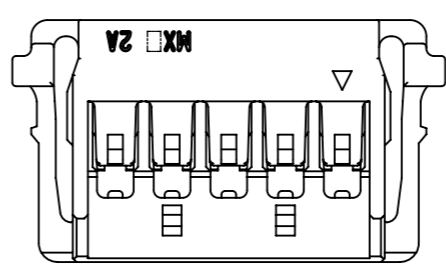
描述	产品编号
1.50mm Pitch Pico-Lock Female Crimp Terminals	<u>504052</u>



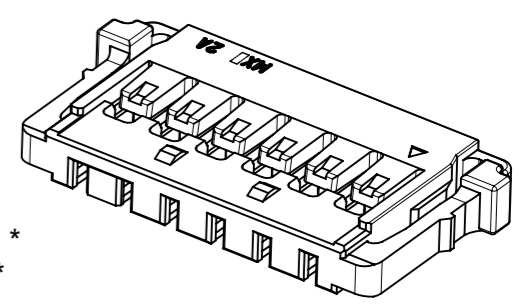
NUMBER of LOCK



2 - 4 CIRCUITS



5 - 12 CIRCUITS



- NOTES.
1. 嵌合相手 : 5 0 4 0 5 0 * * * *
MATE WITH : 504050****
 2. 適合ターミナル : 5 0 4 0 5 2 * * * *
APPLICABLE TERMINAL : 504052****
 - △₃ 偶数極に適用
APPLY EVEN CIRCUIT PRODUCTS.
 4. 材質
MATERIAL
ポリアミド(PA) UL94-V0 BLACK
POLYAMIDE(PA) UL94-V0 BLACK
 5. 製品仕様及び取扱いについては、製品仕様書PS-504051-001
及びコネクタ取扱説明書AS-504051-001を参照願います。
PLEASE REFER TO PRODUCT SPECIFICATION
PS-504051-001 AND APPLICATION
SPECIFICATION AS-504051-001
 6. ELV及びRoHS適合品
ELV AND RoHS COMPLIANT.
 7. 梱包仕様書 : SPK-504051-001.
PACKING INFORMATION SPK-504051-001.

20.55	20.95	16.5	21.95	5040511201	12
19.05	19.45	15	20.45	5040511101	11
17.55	17.95	13.5	18.95	5040511001	10
16.05	16.45	12	17.45	5040510901	9
14.55	14.95	10.5	15.95	5040510801	8
13.05	13.45	9	14.45	5040510701	7
11.55	11.95	7.5	12.95	5040510601	6
10.05	10.45	6	11.45	5040510501	5
8.55	8.95	4.5	9.95	5040510401	4
7.05	7.45	3	8.45	5040510301	3
5.55	5.95	1.5	6.95	5040510201	2
D	C	B	A	ORDER NO.	CIRCUIT SIZE

梱包状態 : ポリ袋 PACKAGING : POLYBAG

THIS DRAWING CONTAINS INFORMATION THAT IS PROPRIETARY TO MOLEX ELECTRONIC TECHNOLOGIES, LLC AND SHOULD NOT BE USED WITHOUT WRITTEN PERMISSION		CURRENT REV DESC:		molex	
DIMENSION UNITS	SCALE	EC NO: 648884			
mm	NTS	DRWN: QHE31 2020/11/10		PICO-LOCK1.5 REC HSG SGLRW H=2	
GENERAL TOLERANCES (UNLESS SPECIFIED)		CHK'D: SAKIYAMA 2020/11/10		PRODUCT CUSTOMER DRAWING	
ANGULAR TOL	± 3.0 °	APPR: KOMURAKAMI 2020/11/11		DOCUMENT NUMBER	
4 PLACES	± 0.2	INITIAL REVISION:		5040510000-SD	
3 PLACES	± 0.2	DRWN: QHE31 2018/03/14		DOC TYPE	DOC PART
2 PLACES	± 0.2	APPR: KOMURAKAMI 2019/02/18		PSD	000
1 PLACE	± 0.2	THIRD ANGLE PROJECTION		REVISION	
0 PLACES	± 0.2	DRAWING		B	
DRAFT WHERE APPLICABLE MUST REMAIN WITHIN DIMENSIONS		SERIES		SHEET NUMBER	
		A3-SIZE		1 OF 1	
		504051		SEE CHART	