



产品编号 : 50579203

系列号 : 70066

Product Category : Connector Housings

Product Description : SL Crimp Housing, Single Row, Version C, Front Ribs, 3 Circuits, Black

状态 : Active

工程编号 : 70066-0072

文件和资源

图纸

图纸 050579203_sd.pdf

包装设计图 PK-70066-100-001.pdf

3D 模型和设计文件

3D模型 050579203_stp.zip

规格

产品规格 PS-70058-001.pdf


产品规格 PS-70400-001.pdf

产品规格 PS-71851-001.pdf

测试摘要 TS-70058-001-001.pdf

产物环境合规

合规

GADSL/IMDS	Not Relevant
China RoHS	
EU ELV	Not Relevant
Low-Halogen Status	Not Low-Halogen per IEC 61249-2-21
REACH SVHC	Not Contained per D(2023)8585-DC (23 Jan 2024)
EU RoHS	Compliant per EU 2015/863

多部分产品合规性声明

- Eu RoHS
- REACH SVHC
- Low-Halogen

- IPC 1752A Class C
- IPC 1752A Class D

- Molex Product Compliance Declaration

- IEC-62474

- chemSHERPA (xml)

欧盟 RoHS 合格证书

产品详情

常规

状态	活动
类别	Connector Housings
系列	70066
说明	SL Crimp Housing, Single Row, Version C, Front Ribs, 3 Circuits, Black
应用	Signal, Wire-to-Board
个评论	Version C
产品系列	SL Modular Connectors
产品名称	SL
UPC	800753578029

机构

CSA	LR19980
UL	E29179

物理

电路数 (最多)	3
颜色-树脂	黑色
阻燃性	94V-0
性别	Receptacle
符合灼热丝规范	否
插接极性	是
锁定插接部位	否
材料 - 树脂	Polyester Alloy
净重	0.023/g
行数	1
包装形式	Bag
面板安装式	否

间距 - 插配接口	2.54mm
可堆叠的	否
运行温度范围	-40° to +105° C

进程

无铅	不适用
----	-----

可配插/可连接使用的产品

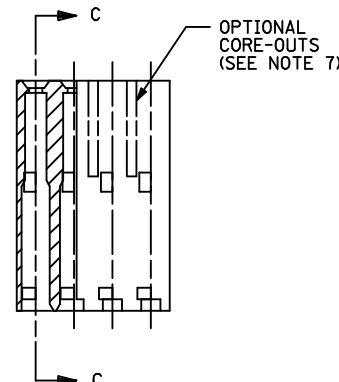
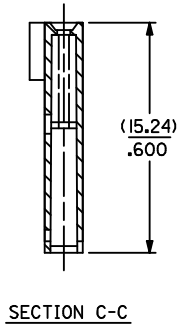
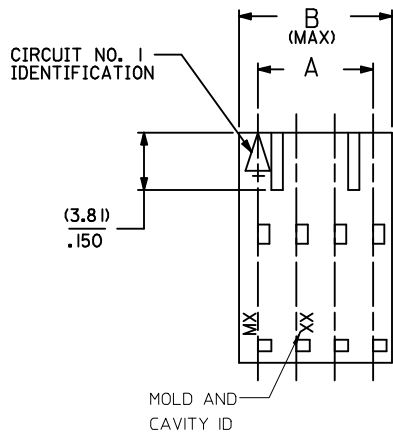
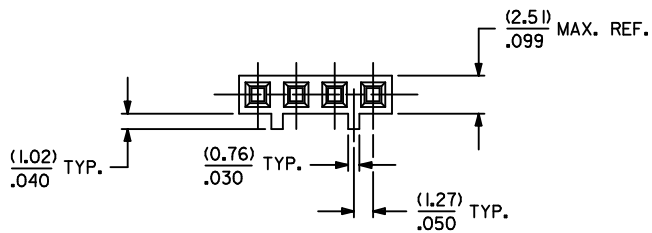
可配插部件

描述	产品编号
SL Vertical Single Row Headers	<u>70541</u>
SL Vertical Single Row Headers	<u>70543</u>
SL Vertical Single Row Headers	<u>70545</u>
SL Right-Angle Single Row Headers	<u>70551</u>
SL Right-Angle, Single Row, Low Profile Headers	<u>70553</u>
SL Right-Angle Single Row Headers	<u>70555</u>
SL Right-Angle, Single Row, Low Profile, Surface Mount Headers	<u>70634</u>
SL Vertical, Single Row, Surface Mount Headers	<u>74099</u>

可连接使用部件

描述	产品编号
SL Female Terminals	<u>70058</u>
SL Female Terminals	<u>71851</u>

OPTION "C"



NOTES:

1. MATERIAL GLASS FILLED POLYESTER, UL94V-0; COLOR: BLACK.
2. HOUSING MAY BE USED WITH TERMINAL NUMBERS 70058 71851, AND 70021.
3. REFER TO CHART FOR AVAILABLE CIRCUIT SIZES.
4. HOUSINGS TO BE USED WITH (0.64)/.025 SQUARE OR ROUND PINS.
5. HOUSING ARE STACKABLE END-TO-END ON (2.54)/.100 CENTERS.
6. REFER TO MOLEX PRODUCT SPECIFICATION(S): PS-70400, PS-70058, PS-71851, PS-70021, AND MOLEX APPLICATION SPECIFICATION SDES-70400.
7. PARTS MAY OR MAY NOT BE SUPPLIED WITH EXTERIOR CORE-OUT CONFIGURATION. REFER TO MOLEX DRAWING NUMBER SD-70066-**** FOR OPTIONAL HOUSING DETAILS.
8. PACKAGE PER PK-70066-100.

CKT. SIZE	EDP. NO.	ENG. NO.	A	B
2	50-57-9202	70066-0071	(2.54) .100	(5.05) .199
3	50-57-9203	70066-0072	(5.08) .200	(7.59) .299
4	50-57-9204	70066-0073	(7.62) .300	(10.13) .399
5	50-57-9205	70066-0074	(10.16) .400	(12.67) .499
6	50-57-9206	70066-0075	(12.70) .500	(15.21) .599
7	50-57-9207	70066-0076	(15.24) .600	(17.75) .699
8	50-57-9208	70066-0077	(17.78) .700	(20.29) .799
9	50-57-9209	70066-0078	(20.32) .800	(22.83) .899
10	50-57-9210	70066-0079	(22.86) .900	(25.37) .999
11	50-57-9211	70066-0080	(25.40) 1.000	(27.91) 1.099
12	50-57-9212	70066-0081	(27.94) 1.100	(30.45) 1.199
13	50-57-9213	70066-0082	(30.48) 1.200	(32.99) 1.299
14	50-57-9214	70066-0083	(33.02) 1.300	(35.53) 1.399
15	50-57-9215	70066-0084	(35.56) 1.400	(38.07) 1.499
16	50-57-9216	70066-0085	(38.10) 1.500	(40.61) 1.599
17	50-57-9217	70066-0086	(40.64) 1.600	(43.15) 1.699
18	50-57-9218	70066-0087	(43.18) 1.700	(45.69) 1.799
19	50-57-9219	70066-0088	(45.72) 1.800	(48.23) 1.899
20	50-57-9220	70066-0089	(48.26) 1.900	(50.77) 1.999
21	50-57-9221	70066-0090	(50.80) 2.000	(53.31) 2.099
22	50-57-9222	70066-0091	(53.34) 2.100	(55.85) 2.199
23	50-57-9223	70066-0092	(55.88) 2.200	(58.39) 2.299
24	50-57-9224	70066-0093	(58.42) 2.300	(60.93) 2.399
25	50-57-9225	70066-0094	(60.96) 2.400	(63.47) 2.499

LOCATE MOLD & CAVITY ID EC NO: UCP2014-4216 DRAWN BY: DRWIN:RHIPPLE 2014/04/11 CHKD:DMORGAN 2014/04/11 APPR:SMILLER 2014/04/28	QUALITY SYMBOLS ▽=0 ▽=0 ▽=0	GENERAL TOLERANCES (UNLESS SPECIFIED)		DIMENSION STYLE MM/IN	SCALE 4:1	DESIGN UNITS INCH	THIRD ANGLE PROJECTION
		4 PLACES ± --- ± --- 3 PLACES ± --- ± .010 2 PLACES ± 0.25 ± .015 1 PLACE ± 0.38 ± --- 0 PLACE ± ±	DRAWN BY DATE DMORGAN 2011/11/11 CHECKED BY DATE WZ 1986/03/26 APPROVED BY DATE SMILLER 2012/02/13	TITLE HOUSING, CONNECTOR (2.54)/.100 GRID OPT. C STACKABLE SINGLE ROW		SHEET NO. 1 OF 1	
		DRAFT WHERE APPLICABLE MUST REMAIN WITHIN DIMENSIONS		MATERIAL NO. SEE CHART	DOCUMENT NO. SD-70066-0071-0094		
		ANGULAR ±1/2°		THIS DRAWING CONTAINS INFORMATION THAT IS PROPRIETARY TO MOLEX INCORPORATED AND SHOULD NOT BE USED WITHOUT WRITTEN PERMISSION			