



产品编号 : 510470800

Product Description : 1.25mm Pitch,
PicoBlade Plug Crimp Housing, Single Row,
Friction Lock, 8 Circuits, Natural

系列号 : 51047

状态 : Active

Product Category : Connector Housings

文件和资源

图纸

图纸 510470800_sd.pdf

3D 模型和设计文件

2D 图纸 DXF 510470800.dxf

2D 图纸 DXF PDF 510470800.pdf

3D模型 510470800_stp.zip

规格

应用规格 510210001-AS-000.pdf

包装规格 510479200-SPK-200.pdf


产品规格 510211009-PS-000.pdf

产品规格 510211109-PS-000.pdf

产品规格 PS-51021-009-001.pdf

产物环境合规

合规

GADSL/IMDS	Not Relevant
China RoHS	
EU ELV	Not Relevant
Low-Halogen Status	Not Low-Halogen per IEC 61249-2-21
REACH SVHC	Not Contained per D(2023)8585-DC (23 Jan 2024)
EU RoHS	Compliant per EU 2015/863

多部分产品合规性声明

- Eu RoHS

- REACH SVHC

- Low-Halogen

- IPC 1752A Class C
- IPC 1752A Class D
- Molex Product Compliance Declaration
- IEC-62474
- chemSHERPA (xml)

欧盟 RoHS 合格证书

产品详情

常规

状态	活动
类别	Connector Housings
系列	51047
说明	1.25mm Pitch, PicoBlade Plug Crimp Housing, Single Row, Friction Lock, 8 Circuits, Natural
应用	Signal, Wire-to-Wire
产品系列	PicoBlade Connector System
产品名称	PicoBlade
UPC	800753756939

机构

UL	E29179
----	--------

物理

电路数（最多）	8
颜色-树脂	Natural
性别	Plug
符合灼热丝规范	否
插接极性	无
锁定插接部位	是
材料 - 树脂	Polyester
净重	141.400/mg
行数	1
包装形式	Bag
面板安装式	否

间距 - 插配接口	1.25mm
有极性的插配件	是
可堆叠的	否
运行温度范围	-40° to +85° C

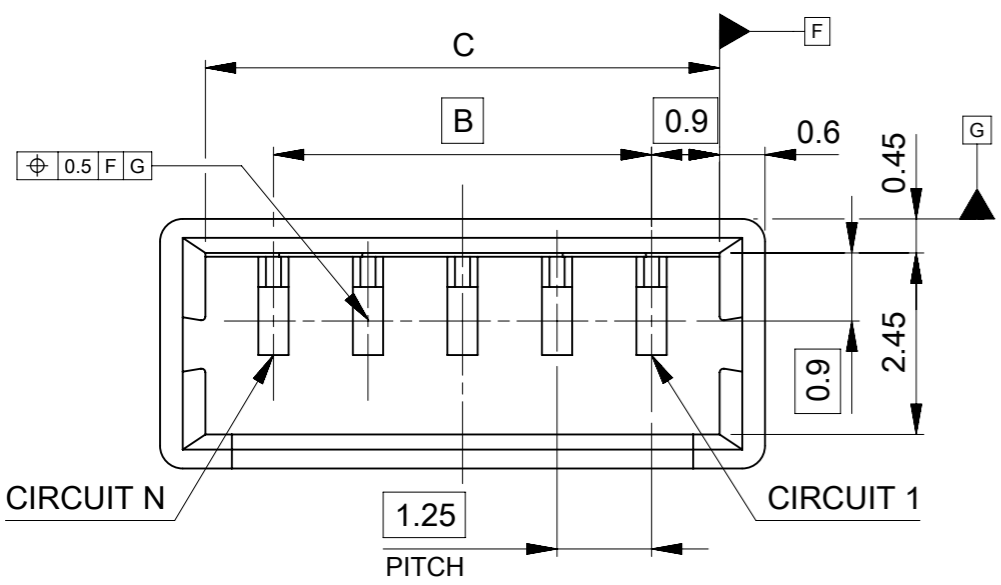
可配插/可连接使用的产品

可配插部件

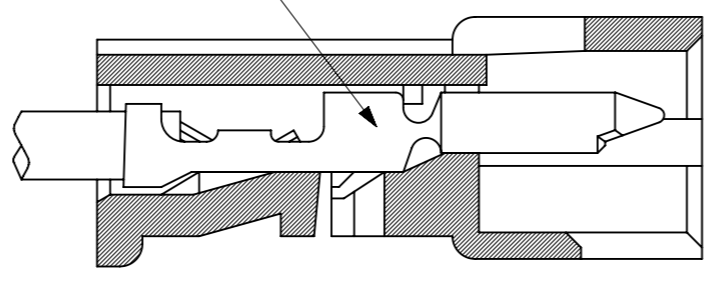
描述	产品编号
PicoBlade Single Row Receptacle Housings	<u>51021</u>
PicoBlade Female-to-PicoBlade Female Off-the-Shelf (OTS) Cable Assemblies	<u>15134</u>

可连接使用部件

描述	产品编号
PicoBlade Male Crimp Terminals	<u>50125</u>
PicoBlade Male Crimp Terminals	<u>50133</u>
Pre-Crimped Lead PicoBlade Male-to-PicoBlade Male	<u>214922</u>
Pre-Crimped Lead PicoBlade Male-to-Pigtail	<u>214923</u>



適合ターミナル: 50125, 50133 シリーズ
 APPLICABLE TERMINAL: 50125, 50133 SERIES



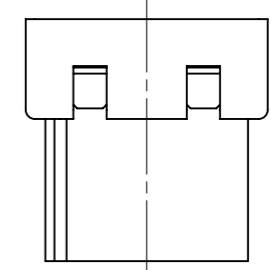
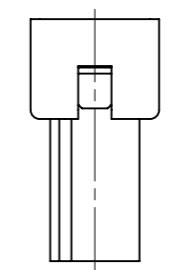
ターミナル装着状態図
 TERMINAL ASSEMBLY DRAWING

NOTES

- ① 適合製品及び各種仕様書は SHEET 2を参照のこと。
 REFER TO SHEET 2 ABOUT APPLICABLE PRODUCTS AND VARIOUS SPECIFICATIONS.
- ② 材質: TABLE 1 参照
 MATERIAL: SEE TABLE 1
- ③ 発注番号
 ORDER NO
51047 ** 00

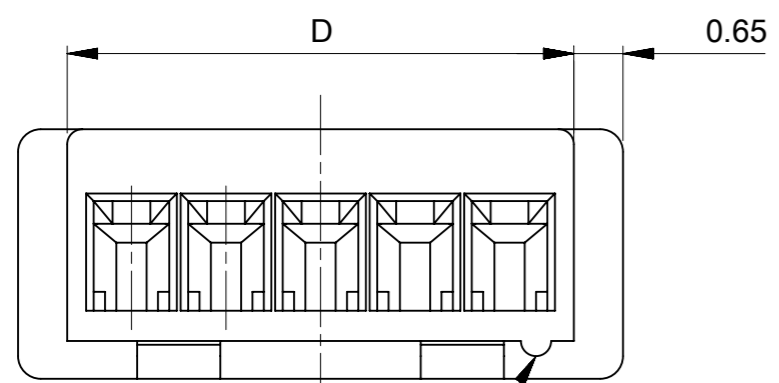
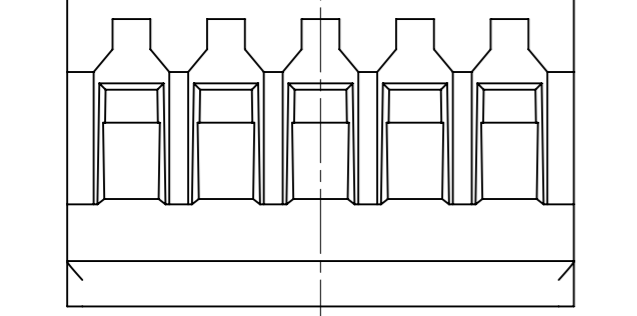
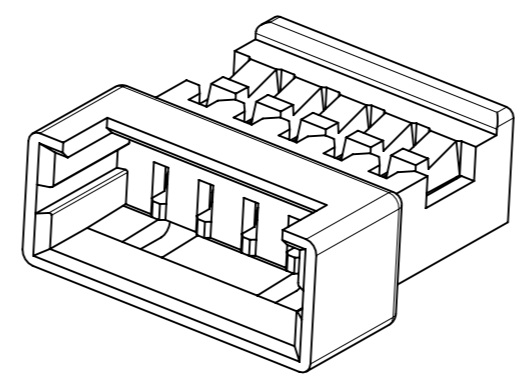
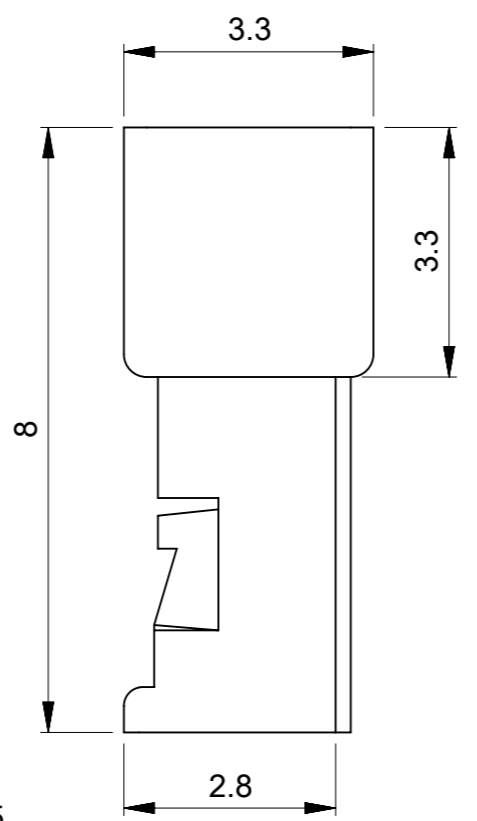
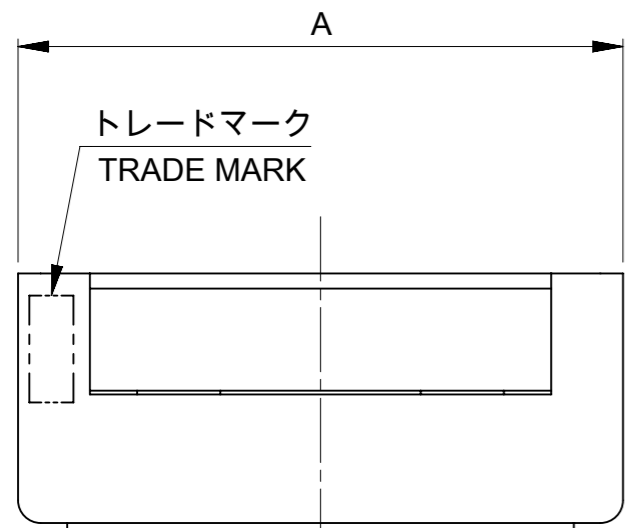
極数
 CIRCUIT SIZE

- ④ ロック窓は、2,3極は1ヶ、4極以上は2ヶとする。
 LOCKING WINDOW: ONE PLACE FOR 2 AND 3 CIRCUIT, AND TWO PLACES FOR MORE THAN 4 CIRCUIT.



④ 2,3極ロック窓形状
 LOCKING WINDOW FOR 2, 3 CIRCUIT

④ 4極以上ロック窓形状
 LOCKING WINDOW FOR MORE THAN 4 CIRCUIT



② TABLE 1

部品 PART	材質 MATERIAL
ハウジング HOUSING	ポリエステル(PBT), UL94V-0, 色: ナチュラル(白) POLYESTER (PBT), UL94V-0, COLOR: NATURAL(WHITE)

D	C	B	A	発注番号 ORDER NO	極数 CIRCUIT
12.95	13.05	11.25	14.25	510471000	10
11.7	11.8	10	13	510470900	9
10.45	10.55	8.75	11.75	510470800	8
9.2	9.3	7.5	10.5	510470700	7
7.95	8.05	6.25	9.25	510470600	6
6.7	6.8	5	8	510470500	5
5.45	5.55	3.75	6.75	510470400	4
4.2	4.3	2.5	5.5	510470300	3
2.95	3.05	1.25	4.25	510470200	2

③ 発注番号 ORDER NO
 梱包状態: ポリ袋 PACKAGING: POLYBAG

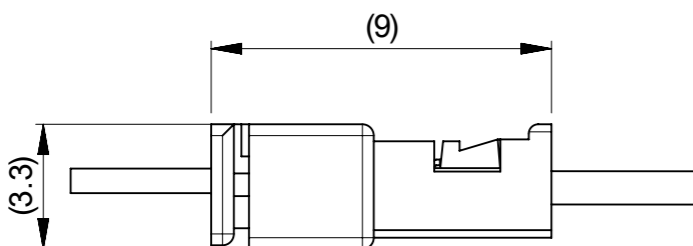
THIS DRAWING CONTAINS INFORMATION THAT IS PROPRIETARY TO MOLEX ELECTRONIC TECHNOLOGIES, LLC AND SHOULD NOT BE USED WITHOUT WRITTEN PERMISSION

DIMENSION UNITS	SCALE	CURRENT REV DESC: REVISED	molex		
mm	NTS				
GENERAL TOLERANCES (UNLESS SPECIFIED)			PICOBLADE 1.25 WTW PLUG HOUSING		
ANGULAR TOL	± 3.0°	EC NO: 698818	PRODUCT CUSTOMER DRAWING		
4 PLACES	± 0.2	DRWN: HHUSSIN 2022/02/16	DOCUMENT NUMBER		
3 PLACES	± 0.2	CHK'D: SAKIYAMA 2022/04/19	DOC TYPE DOC PART REVISION		
2 PLACES	± 0.2	APPR: AIDA 2022/04/19	510470000-SD PSD 000 B		
1 PLACE	± 0.2	INITIAL REVISION:	MATERIAL NUMBER CUSTOMER SHEET NUMBER		
0 PLACES	± 0.2	DRWN: QHE31 2021/06/28	SEE CHART		
DRAFT WHERE APPLICABLE MUST REMAIN WITHIN DIMENSIONS		THIRD ANGLE PROJECTION	DRAWING	SERIES	SHEET NUMBER
			A3-SIZE	51047	1 OF 2

△ 1 適合製品及び各種仕様書
 APPLICABLE PRODUCTS AND VARIOUS SPECIFICATIONS

梱包仕様書 PACKAGING SPECIFICATION		PART NUMBER 51047**00		DOCUMENT NUMBER 510479300-RPK 200	
適合プラグ端子 APPLICABLE PLUG TERMINAL		PLATING TYPE TIN		PART NUMBER 501258*00	WIRE SIZE(AWG) #26 - #28
				501338*00	#28 - #32
適合嵌合相手 MATE WITH		PART NUMBER 51021**00			
適合リセプタクル端子 APPLICABLE RECEPTACLE TERMINAL	PLATING TYPE	TIN			
	PART NUMBER	500798*00	500588*00	500798001	500588001
	WIRE SIZE (AWG)	#26-28	#28-32	#26-28	#28-32
製品仕様書 PRODUCT SPECIFICATION		PS-51021-009 PS 001		510211109-PS PS 000	
アプリケーション仕様書 (取扱説明書) APPLICATION SPECIFICATION		510210001-AS PS 000			

嵌合図
MATED CONNECTORS



THIS DRAWING CONTAINS INFORMATION THAT IS PROPRIETARY TO MOLEX ELECTRONIC TECHNOLOGIES, LLC AND SHOULD NOT BE USED WITHOUT WRITTEN PERMISSION									
DIMENSION UNITS mm	SCALE NTS	CURRENT REV DESC: REVISED							
GENERAL TOLERANCES (UNLESS SPECIFIED)		EC NO: 698818							
ANGULAR TOL	± 3.0 °	DRWN: HHUSSIN 2022/02/16			PICOBLADE 1.25 WTW PLUG HOUSING				
4 PLACES	± 0.2	CHK'D: SAKIYAMA 2022/04/19			PRODUCT CUSTOMER DRAWING				
3 PLACES	± 0.2	APPR: AIDA 2022/04/19			DOCUMENT NUMBER				
2 PLACES	± 0.2	INITIAL REVISION:			510470000-SD				
1 PLACE	± 0.2	DRWN: QHE31 2021/06/28			DOC TYPE				
0 PLACES	± 0.2	APPR: KOMURAKAMI 2021/12/24			PSD				
DRAFT WHERE APPLICABLE MUST REMAIN WITHIN DIMENSIONS		THIRD ANGLE PROJECTION	DRAWING	SERIES	MATERIAL NUMBER	CUSTOMER	DOC PART	REVISION	SHEET NUMBER
			A3-SIZE	51047	SEE CHART		000	B	2 OF 2