



产品编号 : 510670700

系列号 : 51067

Product Category : Connector Housings

Product Description : Mighty-SPOX Wire-to-Wire and Wire-to-Board Housing, 3.50mm Pitch, Positive Lock, 7 Circuits, Natural

状态 : Active

---

## 文件和资源

### 图纸

图纸 510670700\_sd.pdf

包装设计图 SPK-51067-001-001.pdf

包装设计图 SPK-51067-001-002.pdf

### 3D 模型和设计文件

3D模型 510670700\_stp.zip

### 规格

产品规格 PS-51067-001-001.pdf

产品规格 PS-51067-002-001.pdf

产品规格 PS-51067-003-001.pdf

产品规格 PS-51067-004-001.pdf

产品规格 PS-51067-005-001.pdf

产品规格 PS-51067-006-001.pdf

产品规格 PS-51067-007-001.pdf

产品规格 PS-51067-008-001.pdf

产品规格 PS-51067-016-001.pdf

产品规格 PS-51067-017-001.pdf

产品规格 PS-51067-018-001.pdf

产品规格 PS-51067-019-001.pdf


产品规格 PS-51067-021-001.pdf

产品规格 PS-51067-022-001.pdf

---

## 产物环境合规

### 合规

GADSL/IMDS	Not Relevant
China RoHS	
EU ELV	Not Relevant
Low-Halogen Status	Not Low-Halogen per IEC 61249-2-21

REACH SVHC	Not Contained per D(2023)8585-DC (23 Jan 2024)
EU RoHS	Compliant per EU 2015/863

多部分产品合规性声明

- Eu RoHS
- REACH SVHC
- Low-Halogen
  
- IPC 1752A Class C
- IPC 1752A Class D
- Molex Product Compliance Declaration
- IEC-62474
- chemSHERPA (xml)

欧盟 RoHS 合格证书

**产品详情**

常规

状态	活动
类别	Connector Housings
系列	51067
说明	Mighty-SPOX Wire-to-Wire and Wire-to-Board Housing, 3.50mm Pitch, Positive Lock, 7 Circuits, Natural
应用	Power, Wire-to-Board, Wire-to-Wire
产品系列	Mighty-SPOX Connector System
产品名称	Mighty-SPOX
UPC	800754363402

机构

CSA	LR19980
UL	E29179

物理

电路数 (最多)	7
颜色-树脂	Natural
阻燃性	94V-0

性别	Receptacle
符合灼热丝规范	否
材料 - 树脂	Polyester
净重	1423.100/mg
行数	1
包装形式	Bag
面板安装式	否
间距 - 插配接口	3.50mm
可堆叠的	否
运行温度范围	-40° to +105° C

---

## 可配插/可连接使用的产品

### 可配插部件

描述	产品编号
Mighty-SPOX Plug Housings	<u>51114</u>
3.50mm Pitch Mighty-SPOX Vertical Headers	<u>53258</u>
3.50mm Pitch Mighty-SPOX Right-Angle Headers	<u>53259</u>
7.00mm Pitch Mighty-SPOX Vertical Headers	<u>53265</u>
7.00mm Pitch Mighty-SPOX Right-Angle Headers	<u>53266</u>

### 可连接使用部件

描述	产品编号
Mighty-SPOX Female Crimp Terminals	<u>50217</u>

E

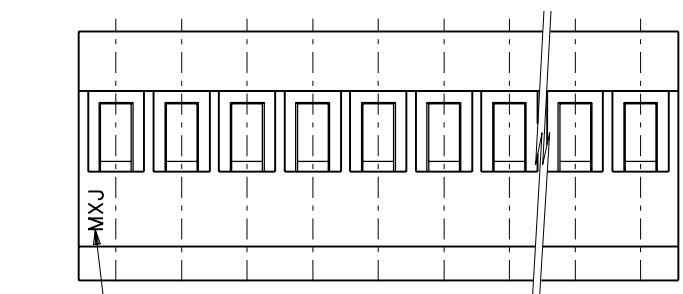
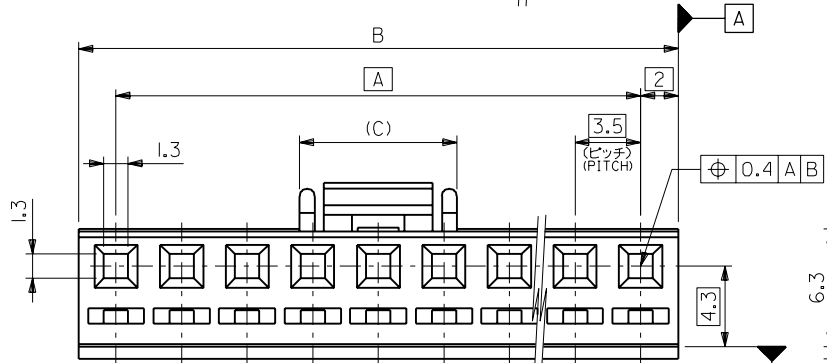
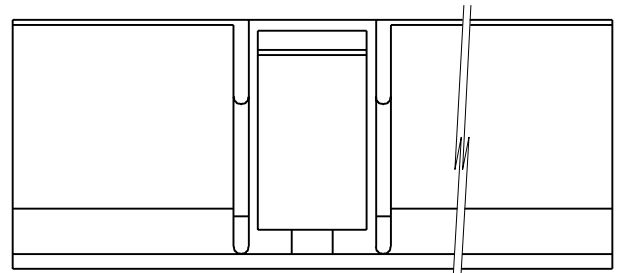
D

C

B

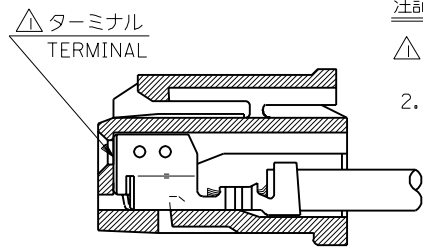
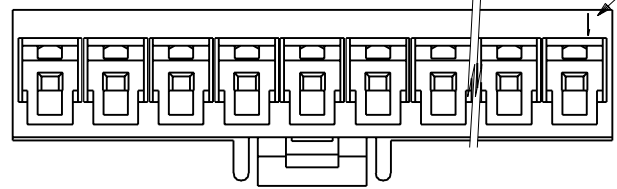
A

MM DIMENSIONS IN METRIC DO NOT SCALE DRAWING



トレードマーク  
TRADE MARK

回路番号  
CIRCUIT NO.



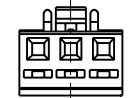
ターミナル装着状態図  
TERMINAL ASSEMBLY DRAWING

注記 NOTES

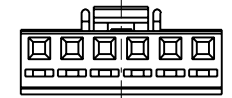
- △ 適合ターミナル: 50217-\*\*\*\*  
APPLICABLE TERMINAL : 50217-\*\*\*\*
- 2. 嵌合相手: 53258,53265,53259,53266 シリーズ  
MATE WITH : 53258,53265,53259,53266 SERIES



2極に適用  
APPLY FOR 2 CKTS.



3極に適用  
APPLY FOR 3 CKTS.



4極以上の偶数極に適用  
APPLY FOR EVEN OF 4 CKTS. OVER

8.4	53.0	49.0	51067-1500	15	
	49.5	45.5	-1400	14	
	46.0	42.0	-1300	13	
	42.5	38.5	-1200	12	
	39.0	35.0	-1100	11	
	35.5	31.5	-1000	10	
	32.0	28.0	-0900	9	
	28.5	24.5	-0800	8	
	25.0	21.0	-0700	7	
	21.5	17.5	-0600	6	
	18.0	14.0	-0500	5	
	8.4	14.5	10.5	-0400	4
	5.8	11.0	7.0	-0300	3
	5.8	7.5	3.5	51067-0200	2
(C)	B	A	ENG. NO.	CKT. 極数	

角度 ANGLE	±3°	C	変更 REVISED (J40647)	M.S	'94/8/18
30以上 OVER	+0.3	B	変更 REVISED (J30484)	M.F.H.H	'93/5/18
10以上 30未満 OVER UNDER	+0.25	A	変更 REVISED (J00226)	M.F.H.H	'90-2-28
10未満 UNDER	+0.2	O	新規作成 PROPOSED (J91079)	M.F.H.H	'89-12-19
一般公差 GENERAL TOLERANCES		記号 LTR	変更内容 REVISION RECORD	DR. CHK.	日付 DATE

材料 MATERIAL	PBT,UL94V-0
仕上げ FINISH	—#
適用電線範囲 WIRE RANGE	—#
被覆外径 INS. RANGE	—#
DRAWN BY '89-12-19	CHK'D BY '94/8/18
K.KASAKAWA	H.HIRAMOTO
APP'D BY '94/8/18	尺度 SCALE
M.FUKUSHIMA	—#

MOLEX-JAPAN CO.,LTD. 日本モレックス株式会社	
REVISE ONLY ON CAD SYSTEM	
TITLE 名称 3.5 WIRE TO BOARD CONN. RECEPTACLE HOUSING	
DWG. NO. SD-51067-**-00	REV C