

产品编号 : 527460671

系列号 : 52746

Product Category : FFC / FPC Connectors

Product Description : Easy-On FFC/FPC Connector, 0.50mm Pitch, Slider Series, Right-Angle, Bottom Contact, 2.00mm Height, 6 Circuits, Gold Plating

状态 : Active

文件和资源

图纸

图纸 527460671_sd.pdf

3D 模型和设计文件

2D 图纸 DXF 527460671.dxf

2D 图纸 DXF PDF 527460671.pdf

3D模型 527460671_stp.zip


规格

包装规格 SPK-52746-002-001.pdf

产品规格 PS-52746-015-001.pdf

产物环境合规

合规

GADSL/IMDS	Compliant with Exemption 44; 33
China RoHS	
EU ELV	Not Relevant
Low-Halogen Status	Not Low-Halogen per IEC 61249-2-21
REACH SVHC	Not Contained per D(2023)8585-DC (23 Jan 2024)
EU RoHS	Compliant per EU 2015/863

多部分产品合规性声明

- Eu RoHS
- REACH SVHC
- Low-Halogen

- IPC 1752A Class C
- IPC 1752A Class D

- Molex Product Compliance Declaration

- IEC-62474

- chemSHERPA (xml)

欧盟 RoHS 合格证书

产品详情

常规

状态	活动
类别	FFC / FPC Connectors
系列	52746
说明	Easy-On FFC/FPC Connector, 0.50mm Pitch, Slider Series, Right-Angle, Bottom Contact, 2.00mm Height, 6 Circuits, Gold Plating
产品系列	Slider
产品系列	Easy-On FFC FPC Connectors
产品名称	Easy-On
UPC	822348157327

机构

CSA	LR19980
UL	E29179

电气

每触点最大电流	0.5A
电压 - 最大	50V

物理

驱动器类型	Slider
回路数 (已载入)	6
颜色-树脂	Natural
接触部位	底部
耐用性(插拔次数) - 最多次数	20
阻燃性	94V-0
插配长度	2.00mm
材料 - 金属	Phosphor Bronze

材料 - 接合部位电镀	金牌
材料 - 终端电镀	金牌
材料 - 树脂	Nylon
净重	106.848/mg
方向	Right Angle
包装形式	Embossed Tape on Reel
PC 焊脚长度	2.00mm
PCB 定位器	否
PCB安装	Surface Mount
PCB 保持力	是
间距 - 插配接口	0.50mm
间距 - 终端界面	0.50mm
PCB 极性	是
可堆叠的	否
运行温度范围	-40° to +85° C
导线/电缆型号	FFC/FPC

可配插/可连接使用的产品

可配插部件

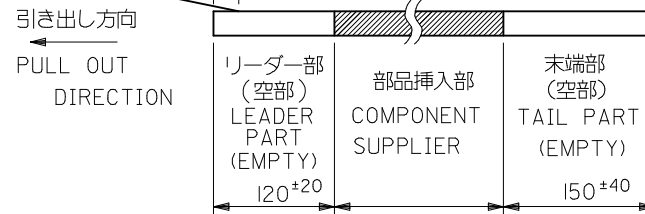
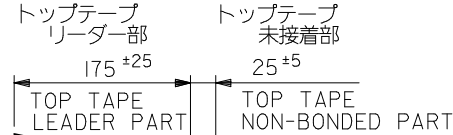
描述	产品编号
0.50mm Pitch Premo-Flex FFC Jumpers	<u>15020</u>
0.50mm Pitch Premo-Flex FFC Jumpers	<u>15120</u>

注記 NOTES

1. 製品番号 52746-***39 の梱包状態はアクチュエータがロックした状態とする。
 詳細寸法については図面 SD-52746-025 を参照下さい。
 IN THE PACKAGE,ACTUATOR OF PART NO.52746-***39 SHOULD BE LOCKED
 RE DETAILED DIMENSIONS,SEE SD-52746-025

2. 梱包数量：1000個/リール
 NUMBER OF CONNECTORS:1000PCS/REEL

3. リードテープ長さ LEAD TAPE LENGTH

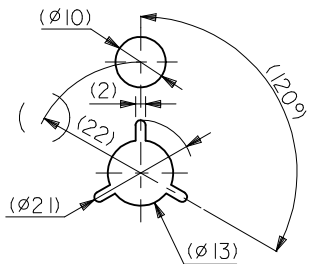
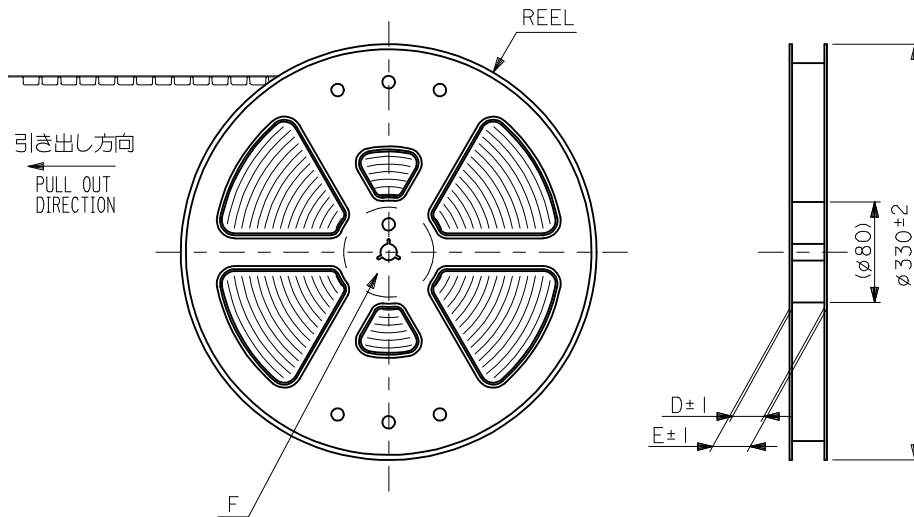



4. トップテープの剥離強度：(剥離方向は下図参照)

0. 1N~1.3N{ 10gf~130gf } 尚、本規格値は、出荷時に適用。
 (但し、輸送時に剥離が発生しない事。)

PEELING OFF FORCE OF TOP TAPE

0. 1N~1.3N{10gf~130gf}(PEELING DIRECTION AS SHOWN IN FOLLOWING FIG.)
 THIS REQUIREMENT SHOULD BE APPLIED AT SHIPMENT
 PEEL OFF SHOULD NOT BE ALLOWED,
 DURING TRANSPORTATION



DETAIL F

5. 材料 キャリアテープ:ポリプロピレン (PP)
 トップテープ:PET, PE, PEF
 リール:ポリスチレン (PS) <リサイクル材を含む>

MATERIAL CARRIER TAPE:POLYPROPYLENE
 TOP TAPE:PET,PE,PEF
 REEL:POLYSTYRENE(PS)
 <RECYCLE MATERIAL CONTAINED>

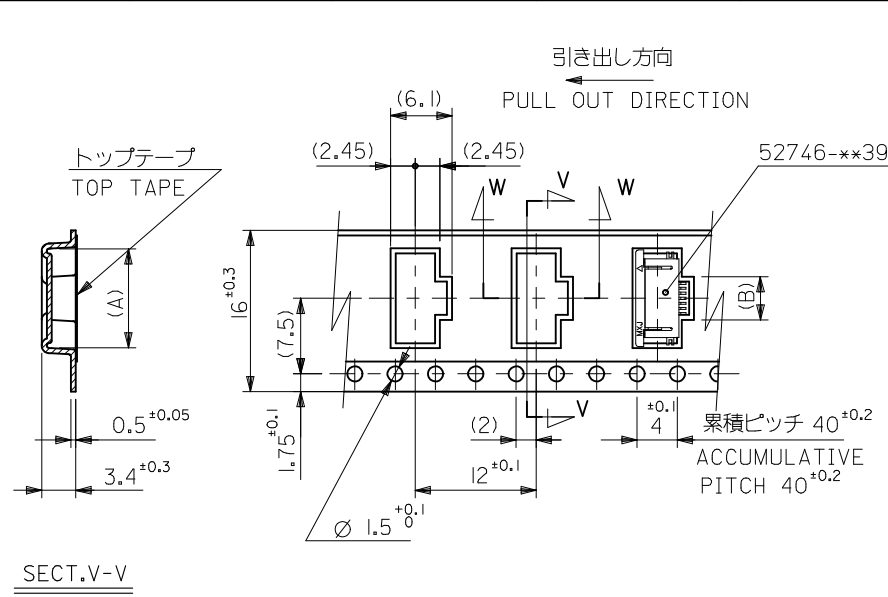
6. 本製品は 52746-***81 の鉛フリー品です
 THIS PRODUCT IS LEAD FREE OF 52746-***81

7. 本製品は乾燥剤入り、ハイバリア梱包仕様である。
 THIS PRODUCT IS HIGH BARRIER PACKAGE WITH DESICCANT.

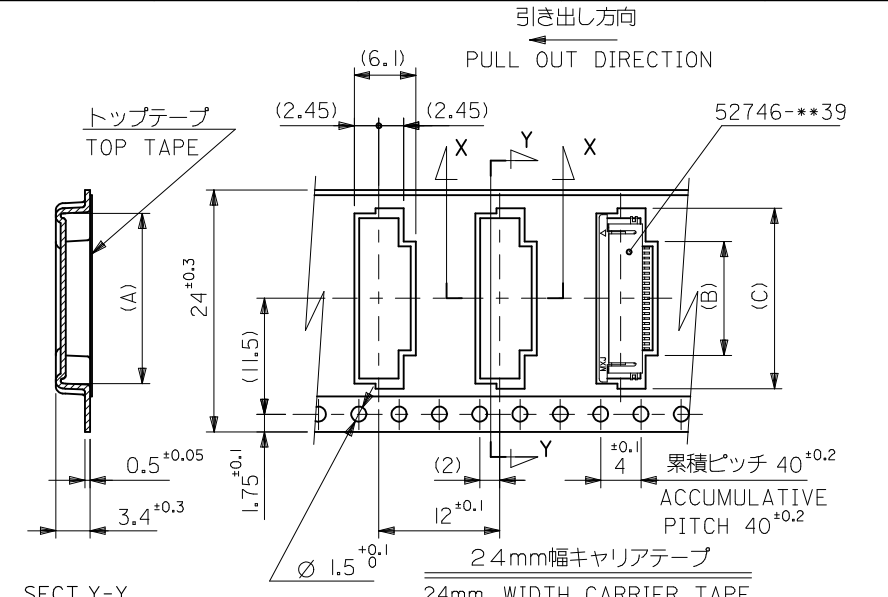
MODEL No.52746-***71

REVISED EC NO: J2015-0443 DRWN:AYOSHI I 01 2014/09/30 CHKD:YKOBAYASHI 02 2014/09/30 APPR:YNOGAWA 2014/10/14	GENERAL TOLERANCES (UNLESS SPECIFIED)		DIMENSION STYLE MM ONLY		SCALE ---	DESIGN UNITS METRIC	THIRD ANGLE PROJECTION
	10 UNDER	±0.2	DRAWN BY HSHIMABUKURO	DATE '04/01/30	TITLE 0.5 FPC CONN ZIF SMT RA B/CONT EMBSTP PKG -LEAD FREE-		
	10 OVER 30 UNDER	±0.25	CHECKED BY KTOJO	DATE '04/01/30			
	30 OVER	±0.3	APPROVED BY MSASAO	DATE '04/01/30			
ANGULAR	±3 °	MATERIAL NO. SEE SHEET 2,3		DOCUMENT NO. SD-52746-024		SHEET NO. 1 OF 3	
DRAFT WHERE APPLICABLE MUST REMAIN WITHIN DIMENSIONS		THIS DRAWING CONTAINS INFORMATION THAT IS PROPRIETARY TO MOLEX INCORPORATED AND SHOULD NOT BE USED WITHOUT WRITTEN PERMISSION					

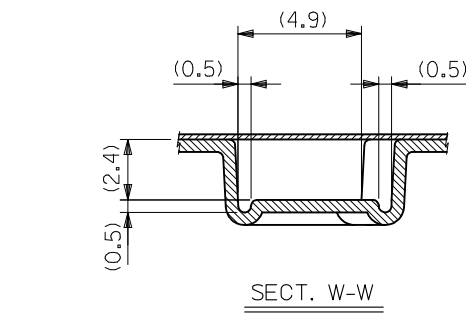
10 9 8 7 6 5 4 3 2 1



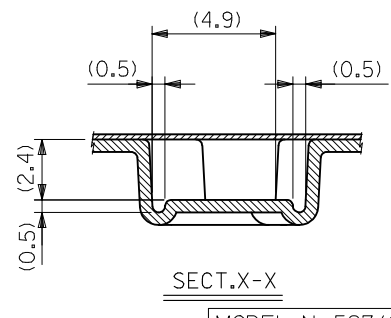
SECT.V-V
16mm幅キャリアテープ
16mm WIDTH CARRIER TAPE



SECT.Y-Y
24mm幅キャリアテープ
24mm WIDTH CARRIER TAPE



SECT. W-W

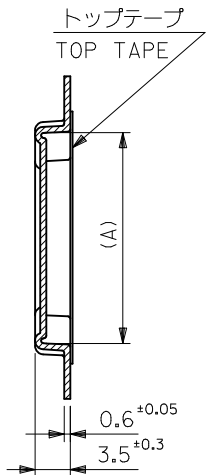


SECT. X-X

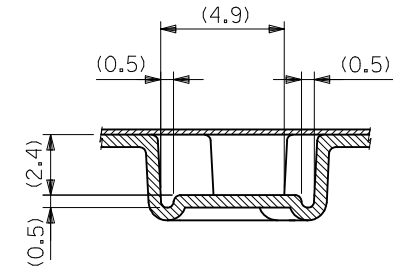
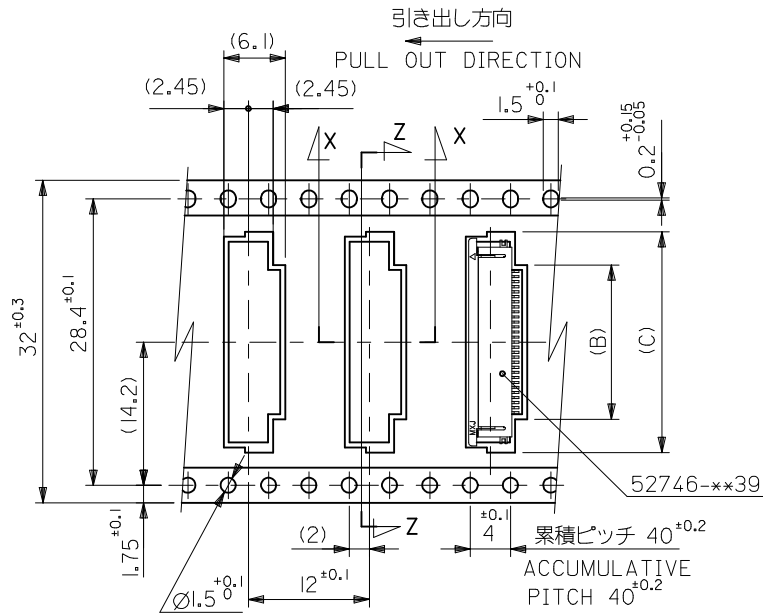
24	29.4	25.4	17.4	10.8	16.4	52746-2071	20
			16.9	10.3	15.9	52746-1971	19
			16.4	9.8	15.4	52746-1871	18
			15.9	9.3	14.9	52746-1771	17
			15.4	8.8	14.4	52746-1671	16
			14.9	8.3	13.9	52746-1571	15
			14.4	7.8	13.4	52746-1471	14
			13.9	7.3	12.9	52746-1371	13
			13.4	6.8	12.4	52746-1271	12
			12.9	6.3	11.9	52746-1171	11
			12.4	5.8	11.4	52746-1071	10
			11.9	5.3	10.9	52746-0971	9
			11.4	4.8	10.4	52746-0871	8
			10.9	4.3	9.9	52746-0771	7
			10.4	3.8	9.4	52746-0671	6
9.4	2.8	8.4	52746-0471	4			
16	21.4	17.4					
キャリアテープ幅 CARRIER TAPE WIDTH	E	D	(C)	(B)	(A)	MATERIAL NO.	極数 CIRCUITS

REVISED EC NO: J2015-0443 DRWN: AYOSHI I 2014/09/30 CHKD: YKOBAYASHI 022014/09/30 APPR: YNOGAWA 2014/10/14	MODEL No.52746-***71		DIMENSION STYLE MM ONLY		SCALE ---	DESIGN UNITS METRIC		THIRD ANGLE PROJECTION		
	GENERAL TOLERANCES (UNLESS SPECIFIED)		DRAWN BY HSHIMABUKURO		DATE '04/01/30		TITLE 0.5 FPC CONN ZIF SMT RA B/CONT EMBSTP PKG -LEAD FREE-			
	10 UNDER	±0.2	CHECKED BY KTOJO		DATE '04/01/30		molex			
	10 OVER 30 UNDER	±0.25	APPROVED BY MSASAO		DATE '04/01/30					
	30 OVER	±0.3	MATERIAL NO. SEE TABLE		DOCUMENT NO. SD-52746-024		SHEET NO. 2 OF 3			
ANGULAR ±3 °		DRAFT WHERE APPLICABLE MUST REMAIN WITHIN DIMENSIONS		SIZE A3		THIS DRAWING CONTAINS INFORMATION THAT IS PROPRIETARY TO MOLEX INCORPORATED AND SHOULD NOT BE USED WITHOUT WRITTEN PERMISSION				

9 8 7 6 5 4 3 2



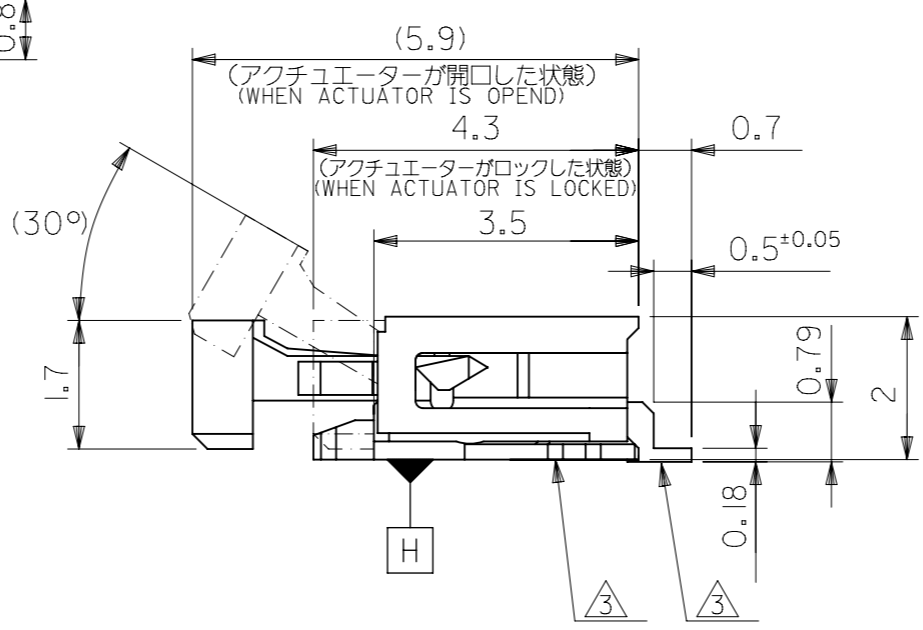
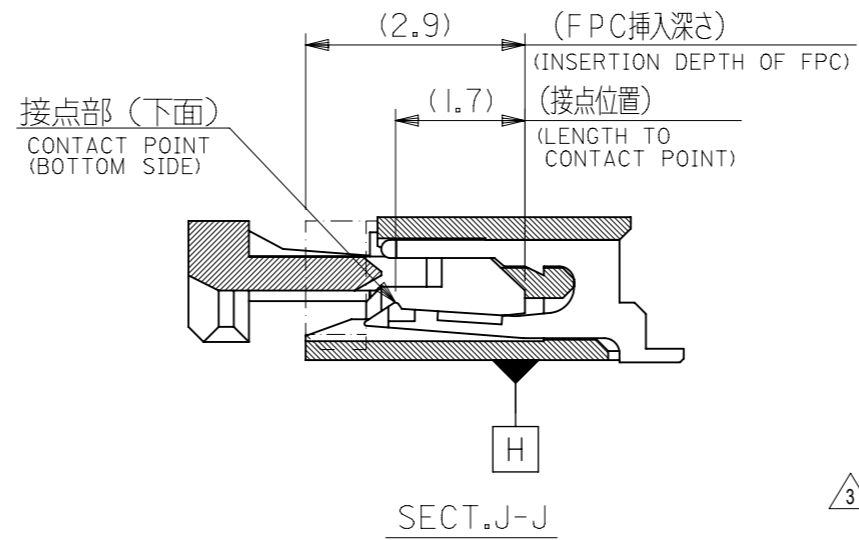
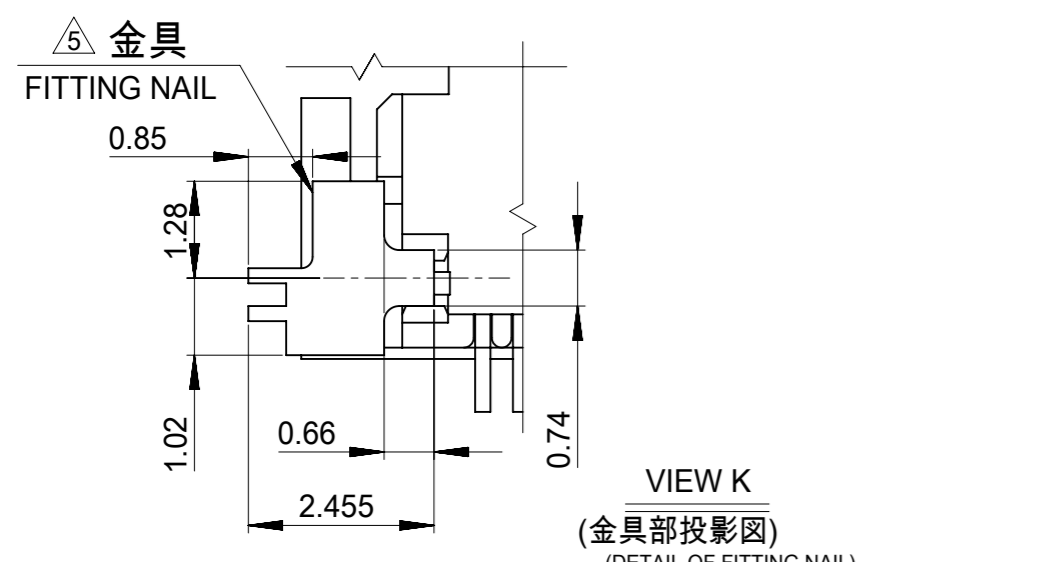
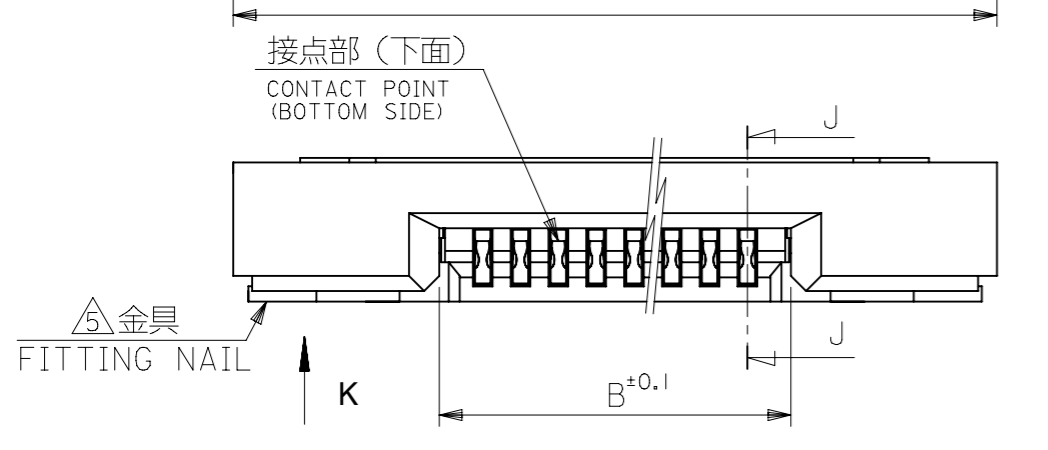
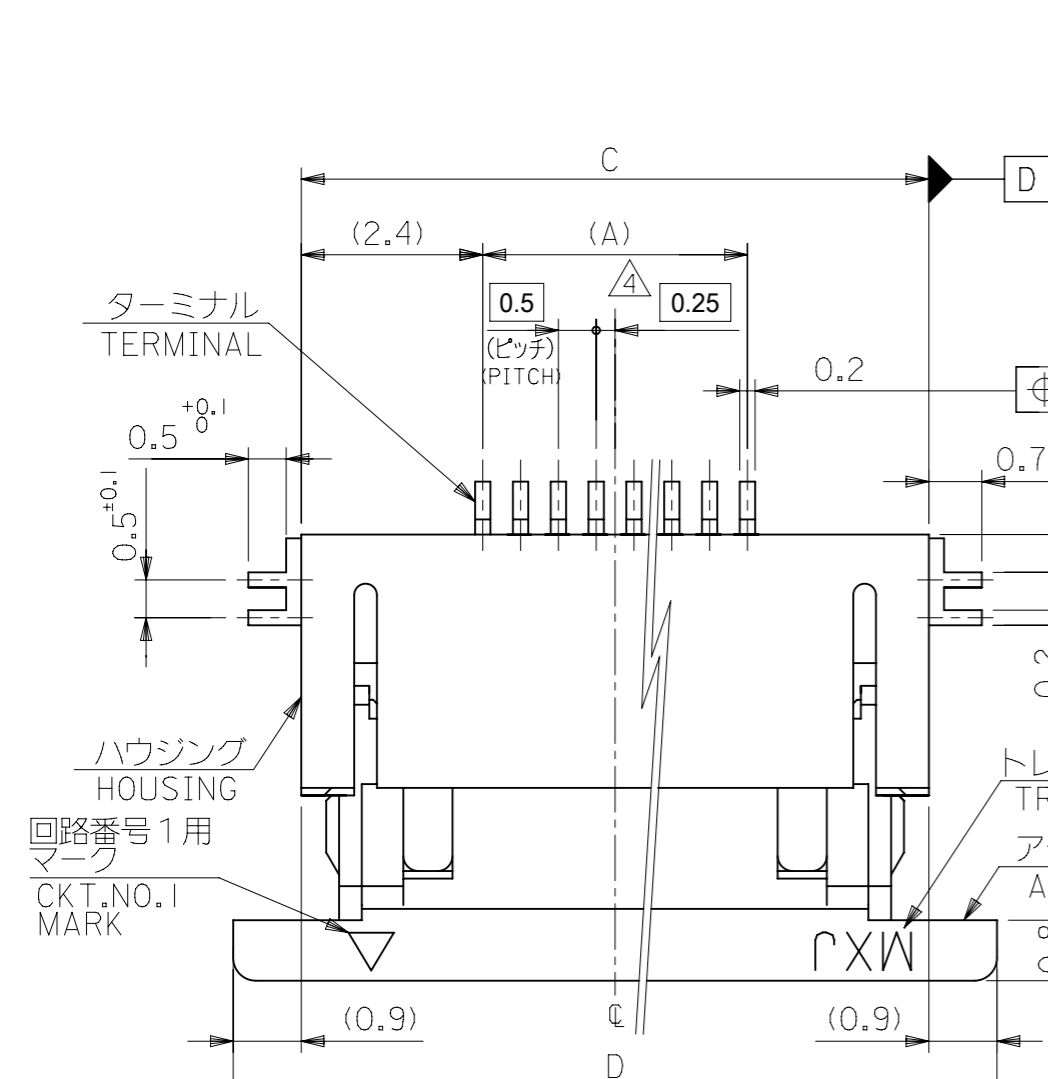
SECT.Z-Z



SECT.X-X

32mm幅キャリアテープ
32mm WIDTH CARRIER TAPE

REVISED EC NO: J2015-0443 DRWN:AYOSHI 2014/09/30 CHKD:YKOBAYASHI 2014/09/30 APPR:YNOGAWA 2014/10/14	GENERAL TOLERANCES (UNLESS SPECIFIED)		DIMENSION STYLE MM ONLY	SCALE ---	DESIGN UNITS METRIC	THIRD ANGLE PROJECTION	
	10 UNDER ±0.2	10 OVER 30 UNDER ±0.25	30 OVER ±0.3	DRAWN BY HSHIMABUKURO	DATE '04/01/30	TITLE 0.5 FPC CONN ZIF SMT RA B/CONT EMBSTP PKG -LEAD FREE-	
	ANGULAR ±3 °			CHECKED BY KTOJO	DATE '04/01/30	molex	
	DRAFT WHERE APPLICABLE MUST REMAIN WITHIN DIMENSIONS			APPROVED BY MSASAO	DATE '04/01/30	MATERIAL NO. SEE TABLE	DOCUMENT NO. SD-52746-024
J	REV	SIZE A3		THIS DRAWING CONTAINS INFORMATION THAT IS PROPRIETARY TO MOLEX INCORPORATED AND SHOULD NOT BE USED WITHOUT WRITTEN PERMISSION			

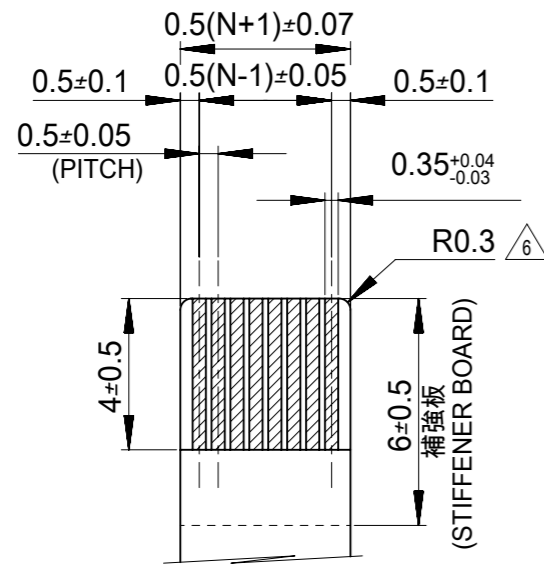


注記NOTES
 1.使用材料
MATERIAL
 ハウジング : 46ナイロン、ガラス充填、UL94V-0、白
 HOUSING:PA46, GLASS FILLED, UL94V-0, WHITE
 アクチュエータ : ポリフェニレンサルファイド (PPS)、ガラス充填、UL94V-0、茶色
 ACTUATOR:POLYPHENYLENE SULFIDE, GLASS FILLED, UL94V-0, BROWN
 ターミナル : リン青銅、ニッケル下地金めっき (t=0.2)
 TERMINAL:PHOSPHOR BRONZE, GOLD OVER NICKEL PLATING
 金具 : リン青銅、ニッケル下地金めっき (t=0.2)
 FITTING NAIL: PHOSPHOR BRONZE, TIN OVER NICKEL PLATING
 2.エンボステープ梱包時は、アクチュエータがロックした状態になります。
 IN THE PACKAGE, ACTUATOR OF PART NO.52746-**39 SHOULD BE LOCKED.
 △3 ソルダータール半田付け面のズレ量、及び金具半田付け面のズレ量は、基準面Hに対して上方向に0.1MAXIMUM、下方向0.15MAXIMUMとする。
 MISALIGNMENT OF SOLDER TAILS AND FITTING NAILS FROM DATUM-H.
 UPPER DIRECTON:0.1MAXIMUM
 LOWER DIRECTION:0.15 MAXIMUM
 △4 偶数極に適用
 APPLY FOR EVEN CIRCUIT.
 △5 パターン剥離止め金具
 FITTING NAIL FOR PREVENTION OF PEELING OF P.W.B. PATTERN.
 △6 R0.3は、FPCの導体部にかからないこと
 R0.3 MUST NOT BE OVERLAPED TO PATTERN OF FPC.
 7.ELV 及び RoHS 適合品
 ELV AND RoHS COMPLIANT

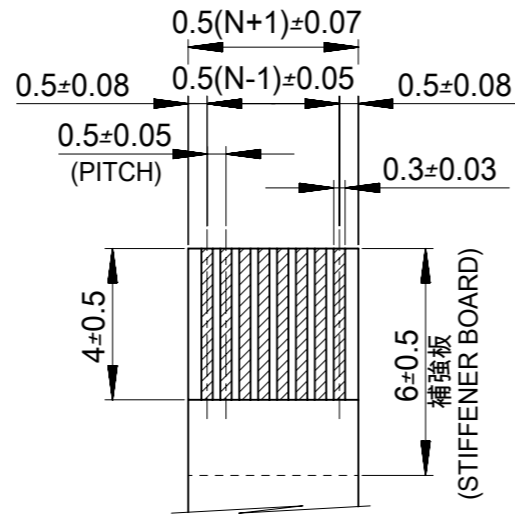
16.1	14.3	10.65	9.5	52746-2071	20
15.6	13.8	10.15	9	52746-1971	19
15.1	13.3	9.65	8.5	52746-1871	18
14.6	12.8	9.15	8	52746-1771	17
14.1	12.3	8.65	7.5	52746-1671	16
13.6	11.8	8.15	7	52746-1571	15
13.1	11.3	7.65	6.5	52746-1471	14
12.6	10.8	7.15	6	52746-1371	13
12.1	10.3	6.65	5.5	52746-1271	12
11.6	9.8	6.15	5	52746-1171	11
11.1	9.3	5.65	4.5	52746-1071	10
10.6	8.8	5.15	4	52746-0971	9
10.1	8.3	4.65	3.5	52746-0871	8
9.6	7.8	4.15	3	52746-0771	7
9.1	7.3	3.65	2.5	52746-0671	6
8.1	6.3	2.65	1.5	52746-0471	4
D	C	B	(A)	EMBOSSED PACKAGE	極数
ORDER No. オーダー番号					CKT.

CONNECTOR SERIES NO. : 52746-**39

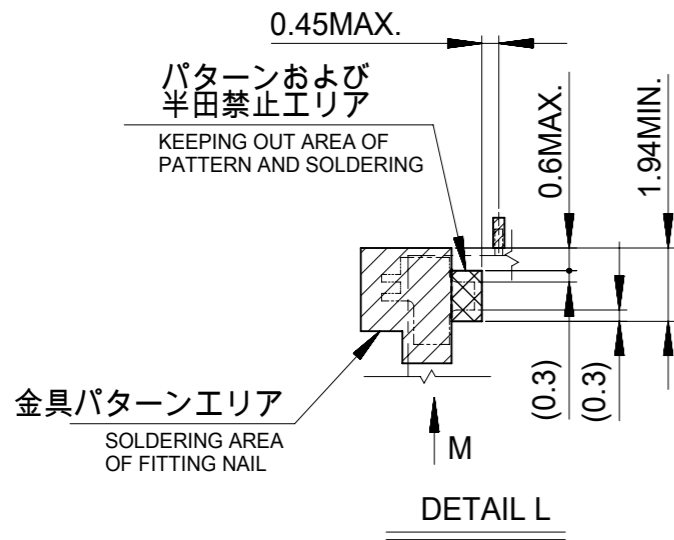
GENERAL TOLERANCES (UNLESS SPECIFIED) 10 UNDER ± 0.2 10 OVER 30 UNDER ± 0.25 30 OVER ± 0.3 ANGULAR ± 3 ° DRAFT WHERE APPLICABLE MUST REMAIN WITHIN DIMENSIONS		DIMENSION UNITS: mm SCALE: 10:1 CURRENT REV DESC: EC NO: 600082 DRWN: YCHEN128 2018/02/27 CHK'D: KTAKAHASHI 2018/03/14 APPR: NUKITA 2018/03/14 INITIAL REVISION: DRWN: HSHIMABUKURO 2004/02/05 APPR: MSASAO 2004/02/06 THIRD ANGLE PROJECTION DRAWING: A3-SIZE SERIES: 52746	molex 0.5 FPC CONN. ZIF FOR SMT R/A (BOTTOM CONTACT) GOLD PLATING PRODUCT CUSTOMER DRAWING DOCUMENT NUMBER: SD-52746-025 DOC TYPE: PSD DOC PART: 001 REVISION: K MATERIAL NUMBER: SEE TABLE CUSTOMER: GENERAL MARKET SHEET NUMBER: 1 OF 2
---	--	--	---



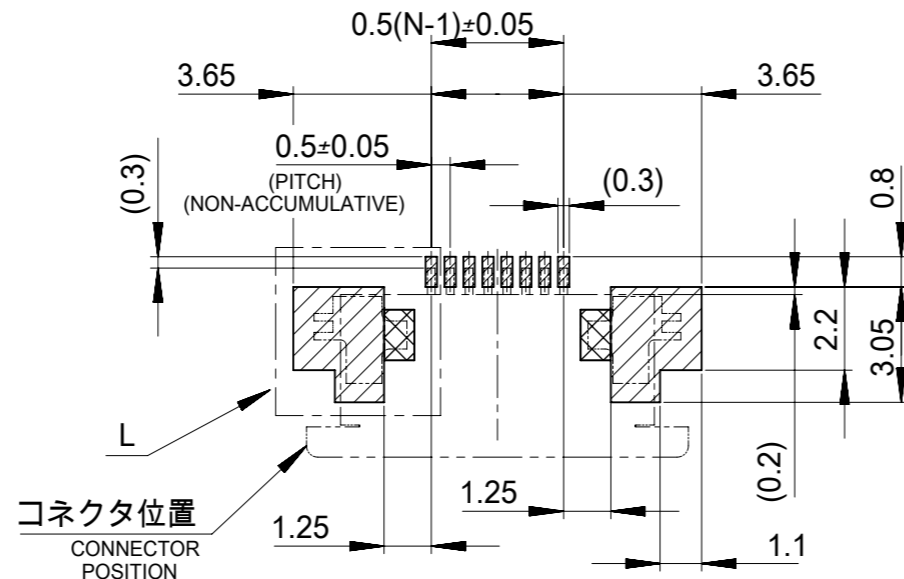
適合金めっきFPC推奨寸法
 APPLICABLE FPC OF GOLD
 PLATING RECOMMENDED DIMENSION
 仕上がり厚さ : 0.3±0.03
 THICKNESS: 0.3+0.03/-0.03



適合金めっきFFC推奨寸法
 APPLICABLE FFC OF GOLD
 PLATING RECOMMENDED DIMENSION
 仕上がり厚さ : 0.3±0.03
 THICKNESS: 0.3+0.03/-0.03



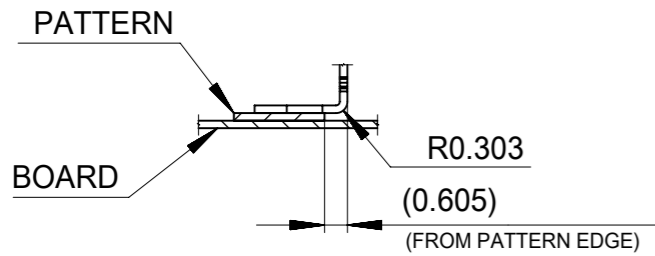
DETAIL L



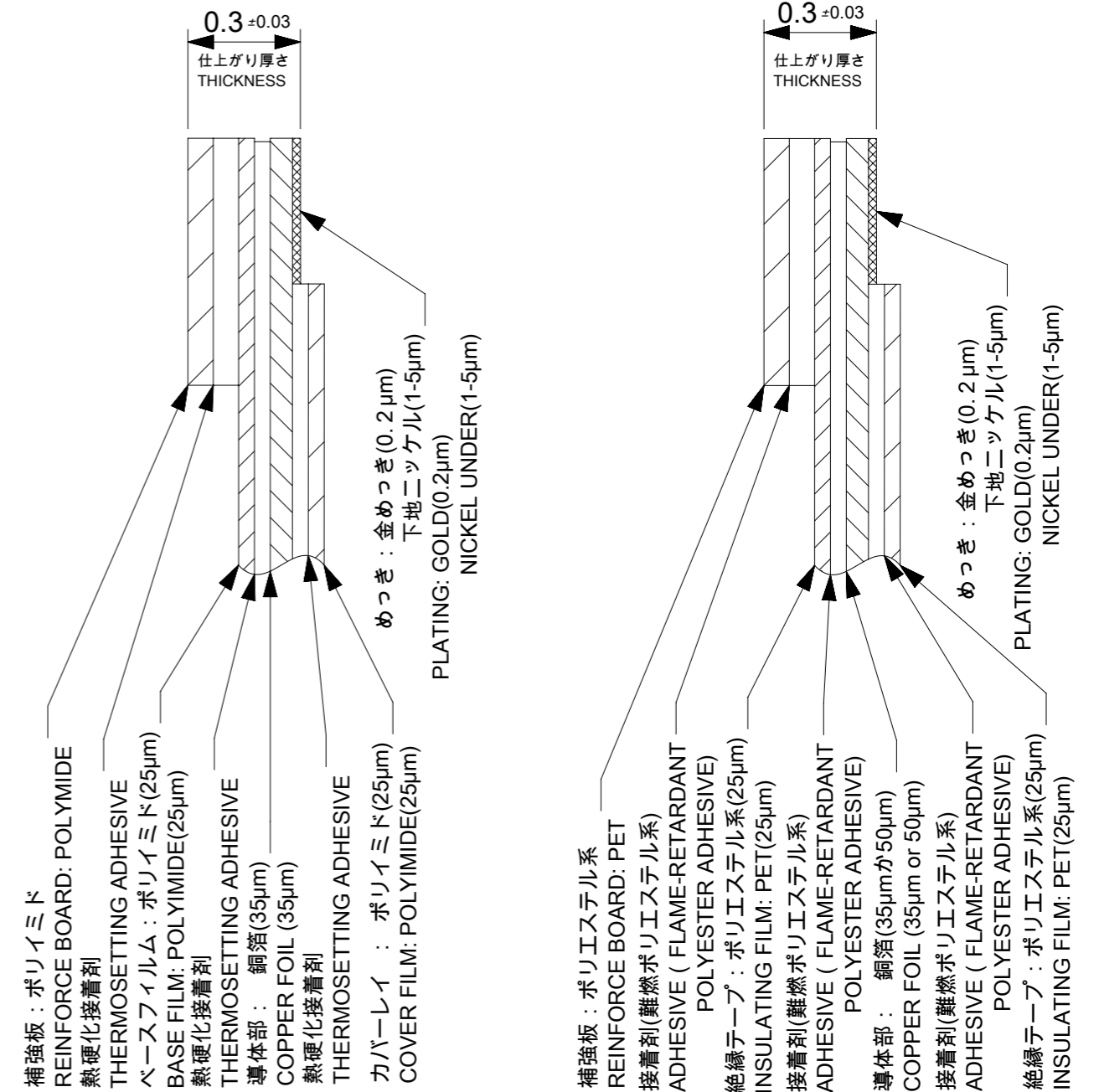
コネクタ位置
 CONNECTOR POSITION

参考基板レイアウト
 (マウント面)

RECOMMENDED P.C. BOARD
 PATTERN DIMENSION(REF.)
 (MOUNTING SIDE)



VIEW M
 (DETAIL OF FITTING NAIL
 ON PATTERN)



FPC構成推奨仕様
 STRUCTURE OF FPC

FFC構成推奨仕様
 STRUCTURE OF FFC

FPCについて

打ち抜き方向は導体側から補強板を推奨いたします。
 補強フィルム材質はポリイミドを推奨いたします。

ABOUT FPC :
 RECOMMENDED PUNCHER DIRECTION : FROM CONDUCTOR SIDE TO STIFFNER BOARD SIDE.
 RECOMMENDED MATERIAL :
 STIFFNER FILM : POLYIMIDE
 BONDING AGENT : THERMOSETTING BONDING AGENT

THIS DRAWING CONTAINS INFORMATION THAT IS PROPRIETARY TO MOLEX ELECTRONIC TECHNOLOGIES, LLC AND SHOULD NOT BE USED WITHOUT WRITTEN PERMISSION

GENERAL TOLERANCES (UNLESS SPECIFIED)	
10 UNDER	± 0.2
10 OVER 30 UNDER	± 0.25
30 OVER	± 0.3
ANGULAR	± 3 °
DRAFT WHERE APPLICABLE MUST REMAIN WITHIN DIMENSIONS	

DIMENSION UNITS	SCALE	CURRENT REV DESC:
mm	5:1	
GENERAL TOLERANCES (UNLESS SPECIFIED)		
ANGULAR TOL	± 30 °	
4 PLACES	± 0.2	
3 PLACES	± 0.25	
2 PLACES	± 0.3	
1 PLACE	±	
0 PLACES	±	
DRAFT WHERE APPLICABLE MUST REMAIN WITHIN DIMENSIONS		
THIRD ANGLE PROJECTION		
DRAWING	SERIES	
A3-SIZE	52746	

molex			
0.5 FPC CONN. ZIF FOR SMT R/A (BOTTOM CONTACT) GOLD PLATING			
PRODUCT CUSTOMER DRAWING			
DOCUMENT NUMBER	DOC TYPE	DOC PART	REVISION
SD-52746-025	PSD	001	K
MATERIAL NUMBER	CUSTOMER	SHEET NUMBER	
SEE TABLE	GENERAL MARKET	2 OF 2	