

ADAM-3900 Series

DIN-rail Terminal Boards



ADAM-3962


DB62 DIN-rail Wiring Board

Features

- Low cost universal DIN-rail mounting screw terminal module for DAQ cards with DB62 female connector
- Screw-clamp terminal blocks allow easy and reliable connections
- Case dimensions (W x L x H): 77.5 x 124.5 x 63.5 mm (3.1" x 4.9" x 2.5")

To Be Used With

PCI-1762



ADAM-3968

68-pin DIN-rail SCSI Wiring Board

Features

- Low cost universal DIN-rail mounting screw terminal module for industrial applications with 68-pin SCSI female connector
- Case dimensions (W x L x H): 77.5 x 191.2 x 51 mm (3.1" x 8.4" x 2.0")

To Be Used With

PCI-1710U/UL, PCI-1710HGU, PCI-1711U/UL, PCI-1712/L, PCI-1716/L, PCI-1741U, PCI-1742U, PCI-1747U, PCI-1721, PCI-1723, PCI-1751, PCI-1753, PCI-1723, PCI-1780U



ADAM-3968/20

68-pin SCSI to 3 20-pin Box Header Board

Features

- Low cost universal DIN-rail mounting screw terminal module for PC-LabCard™ products with 68-pin SCSI connectors
- Converts one 68-pin SCSI connector to three 20-pin connectors
- Case dimensions (W x L x H): 77.5 x 80 x 54.3 mm (3.1" x 3.2" x 2.1")

To Be Used With

PCI-1751, PCI-1753



ADAM-3968/50

68-pin SCSI to 2 50-pin Box Header Board

Features

- Low cost universal DIN-rail mounting screw terminal module for PC-LabCard™ products with 68-pin SCSI connectors
- Converts one 68-pin SCSI connector to two 50-pin Opto-22 compatible box headers
- Case dimensions (W x L x H): 77.0 x 101.0 x 54.3 mm (3.0" x 4.0" x 2.1")

To Be Used With

PCI-1751, PCI-1753



ADAM-39100

100-pin DIN-rail SCSI Wiring Board

Features

- Low cost universal DIN-rail mounting screw terminal module for industrial applications with 100-pin SCSI female connector
- Case dimensions (W x L x H): 80 x 230 x 42 mm (3.14" x 9.05" x 1.65")

To Be Used With

PCI-1240U, PCI-1755

勝特力材料 886-3-5753170
勝特力电子(上海) 86-21-34970699
勝特力电子(深圳) 86-755-83298787
[Http://www.100y.com.tw](http://www.100y.com.tw)

ADAM-3900 系列

导轨安装的接线端子



ADAM-3937


导轨安装的 DB37 接线端子

特点

- DIN 导轨安装的低成本通用螺丝端子模块，用于带有 DB37 针型接口的数据采集控制卡
- 外壳尺寸 (W x L x H): 77.5 x 146.3 x 51 mm (3.1" x 5.8" x 2.0")

适用板卡

PCI-1730, PCI-1733, PCI-1734, PCI-1750, PCI-1761



ADAM-3968

DIN 导轨安装的 68 针 SCSI-II 接线端子

特点

- DIN 导轨安装的低成本通用螺丝端子模块，用于带有 68 针 SCSI-II 针型接口的工业应用
- 外壳尺寸 (W x L x H): 77.5 x 191.2 x 51 mm (3.1" x 8.4" x 2.0")

适用板卡

PCI-1710/1710L, PCI-1710HG/1710HGL, PCI-1711/1711L,
PCI-1712/1712L, PCI-1716/1716L, PCI-1721, PCI-1751,
PCI-1753/1753E, PCI-1723, PCI-1780



ADAM-3951


DIN 导轨安装的接线端子模块，带 LED 指示灯

特点

- DIN 导轨安装的低成本通用接线端子模块，用于带有 50 针 SCSI-II 针型接口的 PCI-1752/1754/1756。
- 方便可靠的螺丝端子接线块
- 每个 LED 指示灯通过显示绿色或红色表明它的双向 I/O 逻辑状态。
- 外壳尺寸 (W x L x H): 77.5 x 179.5 x 41.5 mm (3.1" x 7.1" x 1.6")

适用板卡

PCI-1752, PCI-1754, PCI-1756



ADAM-3968M

带 LED 指示灯的 PCI-1241/1242 接线端子

特点

- DIN 导轨安装的螺丝端子模块，用于带有 68 针 SCSI-II 孔式接口的 PCI-1241/1242 应用
- 用于 Limit/Home/Server-On/In-Position/Pulse-Output/EMS 的 LED 指示灯
- 1.1A 外部电源过流保护
- 外壳尺寸 (W x L x H): 77.5 x 191.2 x 51 mm (3.1" x 8.4" x 2.0")

适用板卡

PCI-1241, PCI-1242

勝特力材料 886-3-5753170
勝特力电子(上海) 86-21-34970699
勝特力电子(深圳) 86-755-83298787
[Http://www.100y.com.tw](http://www.100y.com.tw)

1
软件

2
IPPC

3
TPC

4
FPM

5
ATM & AWS

6
DA&C

7
cPCI

8
ADAM-3000

9
运动控制

10
ICOM

11
eConnectivity

12
UNO

13
ADAM-4000

14
ADAM-5000

15
ADAM-6000

16
ADAM-8000

17
BAS