

UK 6-FSI/C

Order No.: 3118203

勝特力電材超市-龍山店 886-3-5773766
 勝特力電材超市-光復店 886-3-5729570
 勝特力電子(上海) 86-21-34970699
 勝特力電子(深圳) 86-755-83298787
<http://www.100y.com.tw>



<http://eshop.phoenixcontact.de/phoenix/treeViewClick.do?UID=3118203>

Flat-type fuse terminal block, cross section: 0.2 - 6 mm², AWG: 26 - 8, width: 8.2 mm, color: black

Commercial data

EAN	4017918100605
Pack	50 pcs.
Customs tariff	85369010
Weight/Piece	0.020767 KG
Catalog page information	Page 377 (CL-2009)

Product notes

WEEE/RoHS-compliant since:
01/01/2003



<http://www.download.phoenixcontact.com>
 Please note that the data given here has been taken from the online catalog. For comprehensive information and data, please refer to the user documentation. The General Terms and Conditions of Use apply to Internet downloads.

Technical data

General

Number of levels	1
Number of connections	2
Color	black
Insulating material	PA
Inflammability class acc. to UL 94	V0

Dimensions

Width	8.2 mm
Length	64 mm
Height NS 35/7,5	52 mm
Height NS 35/15	59.5 mm
Height NS 32	57 mm

Technical data

Fuse	C
Fuse type	Flat
Rated surge voltage	4 kV
Pollution degree	3
Surge voltage category	III
Insulating material group	I
Nominal current I_N	30 A
Nominal voltage U_N	250 V
Maximum current with single arrangement	30 A (special arrangements on request)

Connection data

Conductor cross section solid min.	0.2 mm ²
Conductor cross section solid max.	10 mm ²
Conductor cross section stranded min.	0.2 mm ²
Conductor cross section stranded max.	6 mm ²
Conductor cross section AWG/kcmil min.	24
Conductor cross section AWG/kcmil max	8
Conductor cross section stranded, with ferrule without plastic sleeve min.	0.25 mm ²
Conductor cross section stranded, with ferrule without plastic sleeve max.	6 mm ²
Conductor cross section stranded, with ferrule with plastic sleeve min.	0.25 mm ²
Conductor cross section stranded, with ferrule with plastic sleeve max.	4 mm ²
2 conductors with same cross section, solid min.	0.2 mm ²
2 conductors with same cross section, solid max.	2.5 mm ²
2 conductors with same cross section, stranded min.	0.2 mm ²
2 conductors with same cross section, stranded max.	2.5 mm ²

2 conductors with same cross section, stranded, ferrules without plastic sleeve, min.	0.25 mm ²
2 conductors with same cross section, stranded, ferrules without plastic sleeve, max.	2.5 mm ²
2 conductors with same cross section, stranded, TWIN ferrules with plastic sleeve, min.	0.5 mm ²
2 conductors with same cross section, stranded, TWIN ferrules with plastic sleeve, max.	4 mm ²
Type of connection	Screw connection
Stripping length	10 mm
Internal cylindrical gage	A5
Screw thread	M4
Tightening torque, min	1.5 Nm
Tightening torque max	1.6 Nm

Certificates / Approvals



Certification

CSA, CUL, UL

CSA

Nominal voltage U_N	32 V
Nominal current I_N	30 A
AWG/kcmil	26-8

CUL

Nominal voltage U_N	300 V
Nominal current I_N	30 A
AWG/kcmil	26-8

UL

Nominal voltage U_N	300 V
Nominal current I_N	30 A
AWG/kcmil	26-8

Accessories		
Item	Designation	Description
Assembly		
3022218	CLIPFIX 35	Snap-on end bracket, for 35 mm NS 35/7.5 or NS 35/15 DIN rail, can be fitted with Zack strip ZB 8 and ZB 8/27, terminal strip marker KLM 2 and KLM, width: 9.5 mm, color: gray
1201442	E/UK	End clamp, for assembly on NS 32 or NS 35/7,5 DIN rail
1201028	NS 32 AL UNPERF 2000MM	G rail 32 mm (NS 32)
1201280	NS 32 CU/120QMM UNPERF 2000MM	G-profile DIN rail, deep-drawn, material: Copper, unperforated, height 15 mm, width 32 mm, length 2 m
1201358	NS 32 CU/35QMM UNPERF 2000MM	G-profile DIN rail, material: Copper, unperforated, height 15 mm, width 32 mm, length 2 m
1201002	NS 32 PERF 2000MM	G-profile DIN rail, material: Steel, perforated, height 15 mm, width 32 mm, length 2 m
1201015	NS 32 UNPERF 2000MM	G-profile DIN rail, material: Steel, unperforated, height 15 mm, width 32 mm, length 2 m
0801762	NS 35/ 7,5 CU UNPERF 2000MM	DIN rail, material: Copper, unperforated, height 7.5 mm, width 35 mm, length: 2 m
0801733	NS 35/ 7,5 PERF 2000MM	DIN rail, material: Steel, galvanized and passivated with a thick layer, perforated, height 7.5 mm, width 35 mm, length: 2 m
0801681	NS 35/ 7,5 UNPERF 2000MM	DIN rail, material: Steel, unperforated, height 7.5 mm, width 35 mm, length: 2 m
1201756	NS 35/15 AL UNPERF 2000MM	DIN rail, deep-drawn, high profile, unperforated, 1.5 mm thick, material: Aluminum, height 15 mm, width 35 mm, length 2 m
1201895	NS 35/15 CU UNPERF 2000MM	DIN rail, material: Copper, unperforated, 1.5 mm thick, height 15 mm, width 35 mm, length: 2 m
1201730	NS 35/15 PERF 2000MM	DIN rail, material: Steel, perforated, height 15 mm, width 35 mm, length: 2 m
1201714	NS 35/15 UNPERF 2000MM	DIN rail, material: Steel, unperforated, height 15 mm, width 35 mm, length: 2 m
1201798	NS 35/15-2,3 UNPERF 2000MM	DIN rail, material: Steel, unperforated, 2.3 mm thick, height 15 mm, width 35 mm, length: 2 m
2770215	TS-KK 3	Separating plate, Color: gray
Bridges		
0202154	EB 2- 8	Cross connector/bridge, Number of positions: 2, Color: gray
0202141	EB 3- 8	Cross connector/bridge, Number of positions: 3, Color: gray
0202138	EB 10- 8	Cross connector/bridge, Number of positions: 10, Color: gray
0200020	FBI 2- 8	Cross connector/bridge, Number of positions: 2, Color: aluminum
0200059	FBI 3- 8	Cross connector/bridge, Number of positions: 3, Color: aluminum

0200046	FBI 4- 8	Cross connector/bridge, Number of positions: 4, Color: aluminum
0203263	FBI 10- 8	Cross connector/bridge, Number of positions: 10, Color: silver
0301534	ISSBI 10- 8	Switching jumper, Number of positions: 10, Color: silver

Marking

1007235	SBS 8:UNBEDRUCKT	Marker cards for modular terminal blocks, color: white
1050512	ZB 8:SO/CMS	Zack strip, 10-section, divisible, special printing, marking according to customer requirements

Additional products

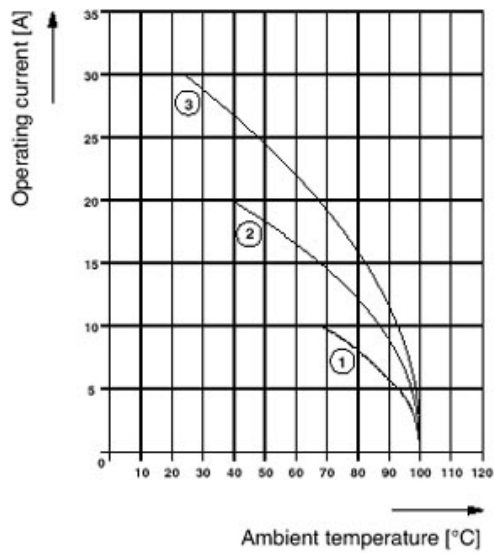
Item	Designation	Description
Fuse		
0913689	SI FORM C 2 A	Fuse modular terminal block, Nominal current: 2 A, Length: 19 mm, Width: 5 mm, Height: 13 mm, Color: gray
0913773	SI FORM C 3 A DIN 72581	Fuse modular terminal block, Nominal current: 3 A, Length: 19 mm, Width: 5 mm, Height: 13 mm, Color: violet
0913731	SI FORM C 4 A DIN 72581	Fuse modular terminal block, Nominal current: 4 A, Length: 19 mm, Width: 5 mm, Height: 13 mm, Color: Pink
0913692	SI FORM C 5 A DIN 72581	Fuse modular terminal block, Nominal current: 5 A, Length: 19 mm, Width: 5 mm, Height: 13 mm, Color: light brown
0913715	SI FORM C 10 A DIN 72581	Fuse modular terminal block, Nominal current: 10 A, Length: 19 mm, Width: 5 mm, Height: 13 mm, Color: red
0913676	SI FORM C 15 A DIN 72581	Fuse modular terminal block, Nominal current: 15 A, Length: 19 mm, Width: 5 mm, Height: 13 mm, Color: light blue
0913744	SI FORM C 20 A DIN 72581	Fuse modular terminal block, Nominal current: 20 A, Length: 19 mm, Width: 5 mm, Height: 13 mm, Color: yellow
0913757	SI FORM C 25 A DIN 72581	Fuse modular terminal block, Nominal current: 25 A, Length: 19 mm, Width: 5 mm, Height: 13 mm, Color: white
0913760	SI FORM C 30 A DIN 72581	Fuse modular terminal block, Nominal current: 30 A, Length: 19 mm, Width: 5 mm, Height: 13 mm, Color: light green
0913702	SI FORM C 7,5 A DIN 72581	Fuse modular terminal block, Nominal current: 7.5 A, Length: 19 mm, Width: 5 mm, Height: 13 mm, Color: brown

Diagrams/Drawings

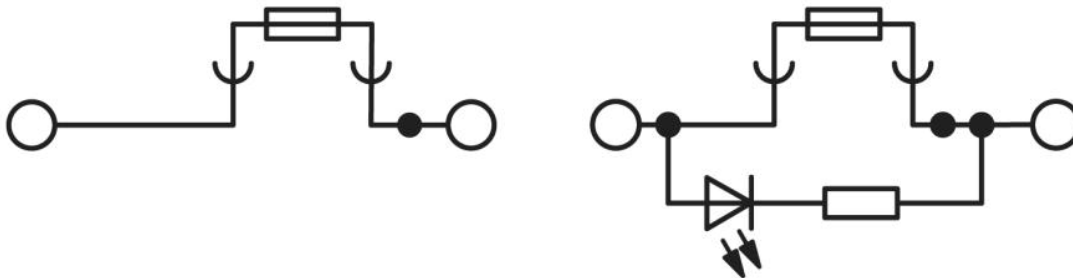
Diagram

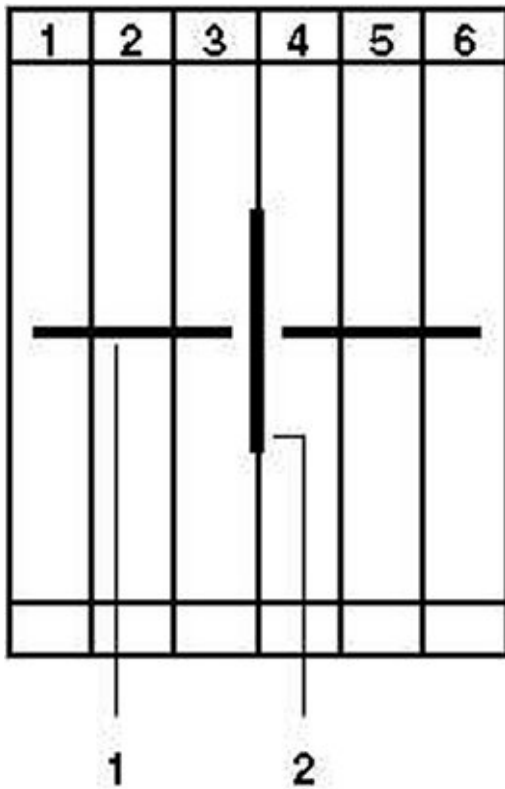
Derating curve UK 6-FSI/C (single arrangement)

- ① = Fuse insert 10 A
- ② = Fuse insert 20 A
- ③ = Fuse insert 30 A



Circuit diagram





1 = fixed bridge
2 = separating plate

Address

PHOENIX CONTACT Inc., USA
586 Fulling Mill Road
Middletown, PA 17057, USA
Phone (800) 888-7388
Fax (717) 944-1625
<http://www.phoenixcon.com>



© 2010 Phoenix Contact
Technical modifications reserved;