MENNEKES®

Plugs for the world

Industrial plugs and receptacles

International
Wiring
Devices

WWW.100Y.COM.TW

Global focus

MENNEKES plugs and receptacles are well known all over the world – and comply with the relevant national and international standards.

More than half of our products are destined for international markets. This is why MENNEKES also has a global presence, with subsidiaries and agencies in more than 90 countries.

When plugs and receptacles are being tested by independent testing authorities, such as the VDE Testing and Certification Institute, the test reports are compiled according to CCA or CB-II procedures. They then serve as the basis for approvals in other countries, such as those whose national test marks are shown below.

For plugs and receptacles for USA and Canada please contact us.

Argentina, Austria, Belgium, Canada, Croatia, Czech Republic, Denmark, Finland, France, Germany, Great Britain, Hungary

Italy, Netherlands, Norway, PR China, Poland, Russia, Slovakia, Spain, South Africa, Sweden, Switzerland, USA

Made in Germany

MENNEKES®
Plugs for the world

Family business

MENNEKES is a family-run business - like most of our customers' companies.

Perhaps this is also the reason behind our legendary customer focus. At MENNEKES, an 800-strong global workforce produces plugs and receptacles for international markets. From its headquarters in Kirchhundem, Germany and its Neudorf plant in the Erzgebirge. In addition, a production plant in Nanjing supplies the Chinese market exclusively.

The North American market is serviced by MENNEKES Electrical Products headquartered in Fairfield, NJ.

Neudorf plant

Kirchhundem headquarters

When a MENNEKES product leaves our factory, it has already survived the harshest testing. In our test lab it is exposed to cold, heat, dust and water over and over again. Only the products that withstand these tests are worthy of the name MENNEKES. Our products are of course certified to national and international standards by renowned institutions.



Only the combination of first-class raw materials and advanced manufacturing processes guarantees a premium product. This is why we use only first-grade granules which are processed by a highly skilled workforce in state-of-the-art production facilities to create certified MENNEKES products.

CEE receptacles 16A up to 125A

63A: SoftCONTACT, 125A: TorsionSpringCONTACT

Other voltages and frequencies available on request.

Wall mounted receptacles

IP 44

A	P	110V	230V	400V
16	3	1177	**1178**	—
16	4	—	1267	**1268**
16	5	—	—	**1**
32	3	1368	**1369**	—
32	4	1371	1372	**1373**
32	5	—	—	**2**

Wall mounted receptacles

IP 44

A	P	110V	230V	400V
16	3	—	—	—
16	4	3030	3034	**1418**
16	5	3041	3045	**1419**
32	3	1420	**1421**	1422
32	4	1423	1424	**1425**
32	5	1555	1556	**1557**

Wall mounted receptacles

IP 67

A	P	110V	230V	400V
16	3	1193	**1192**	1211
16	4	1194	1195	**1196**
16	5	1198	1199	**1200**
32	3	1201	**1202**	1203
32	4	1204	1205	**1206**
32	5	1208	1209	**1210**

Wall mounted receptacles

IP 67

A	P	110V	230V	400V
63	3	—	—	—
63	4	—	—	—
63	5	—	—	—
125	3	—	—	—
125	4	137	138	**139**
125	5	141	142	**143**

Panel mounted receptacles

straight

IP 44

A	P	110V	230V	400V
16	3	1365	**1366**	1367
16	4	1388	1389	**1390**
16	5	1384	1386	**1385**
32	3	1394	**1395**	1396
32	4	1397	1398	**1399**
32	5	3449	3454	**3451**

Panel mounted receptacles

angled 20°

IP 44

A	P	110V	230V	400V
16	3	1462	**1463**	1464
16	4	1465	1466	**1467**
16	5	1471	1472	**1473**
32	3	1491	**1492**	1493
32	4	1494	1495	**1496**
32	5	1498	1499	**1500**

Panel mounted receptacles

straight

IP 44

A	P	110V	230V	400V
63	3	1260	**1261**	1262
63	4	1246	1247	**1248**
63	5	1250	1251	**1252**
125	3	—	—	—
125	4	—	—	—
125	5	—	—	—

Panel mounted receptacles

angled 20°

IP 44

A	P	110V	230V	400V
63	3	1146	**1147**	1148
63	4	1149	1150	**1151**
63	5	1153	1154	**1155**
125	3	—	—	—
125	4	—	—	—
125	5	—	—	—

Panel mounted receptacles with standard flange dimensions

angled 20°,
flange:
85 x 85 mm,
fixing hole spacing:
70 x 70 mm

IP 44

A	P	110V	230V	400V
16	3	3031	**3036**	—
16	4	—	—	**3072**
16	5	—	—	**3093**
32	3	3110	**3112**	—
32	4	—	—	**3136**
32	5	—	—	**3153**

Wall mounted receptacles

IP 44

A	P	110V	230V	400V
16	3	100	**101**	102
16	4	103	104	**105**
16	5	109	110	**111**
32	3	—	—	—
32	4	—	—	—
32	5	—	—	—

Wall mounted receptacles

IP 44

A	P	110V	230V	400V
63	3	1136	**1137**	1138
63	4	1139	1140	**1141**
63	5	1143	1144	**1145**
125	3	—	—	—
125	4	—	—	—
125	5	—	—	—

Wall mounted receptacles

IP 67

A	P	110V	230V	400V
63	3	856	**128**	129
63	4	130	131	**132**
63	5	134	135	**136**
125	3	—	—	—
125	4	—	—	—
125	5	—	—	—

Wall mounted receptacles

with large
space for
accommodating
wiring

IP 67

A	P	110V	230V	400V
63	3	—	—	—
63	4	—	—	—
63	5	—	—	—
125	3	—	—	—
125	4	—	—	—
125	5	—	—	**2162**

Panel mounted receptacles

straight

IP 67

A	P	110V	230V	400V
16	3	217	**218**	219
16	4	220	221	**222**
16	5	226	227	**228**
32	3	229	**230**	231
32	4	232	233	**234**
32	5	238	239	**240**

Panel mounted receptacles

angled 20°

IP 67

A	P	110V	230V	400V
16	3	1474	**1475**	1476
16	4	1477	1478	**1479**
16	5	1483	1484	**1485**
32	3	1501	**1502**	1503
32	4	1504	1505	**1506**
32	5	1489	1490	**1551**

Panel mounted receptacles

straight

IP 67

A	P	110V	230V	400V
63	3	1263	**1264**	1265
63	4	1122	1123	**1124**
63	5	1126	1127	**1128**
125	3	—	**3380**	—
125	4	1455	1456	**1457**
125	5	1459	1460	**1461**

Panel mounted receptacles

angled 20°

IP 67

A	P	110V	230V	400V
63	3	2179	**2180**	2181
63	4	203	204	**205**
63	5	207	208	**209**
125	3	—	**3575**	—
125	4	210	211	**212**
125	5	214	215	**216**

Panel mounted receptacles with standard flange dimensions

angled 20°,
flange:
85 x 85 mm,
fixing hole spacing:
70 x 70 mm

IP 67

A	P	110V	230V	400V
16	3	903	905	—
16	4	—	—	**1081**
16	5	—	—	**1103**
32	3	3197	**3200**	—
32	4	—	—	**3254**
32	5	—	—	**3524**

CEE receptacles 16A and 32A, screwless connection technique

Other voltages and frequencies available on request.

MENNEKES®
Plugs for the world

Wall mounted receptacles with TwinCONTACT

screwless spring terminals

IP 44

A	P	110V	230V	400V
16	3	1340	**1341**	—
16	4	—	1342	**1343**
16	5	—	—	**31**
32	3	1345	**1346**	—
32	4	—	1347	**1348**
32	5	—	—	**32**

Wall mounted receptacles with TwinCONTACT

screwless spring terminals

IP 44

A	P	110V	230V	400V
16	3	—	—	—
16	4	1750	1751	**418**
16	5	1755	1756	**419**
32	3	1851	**420**	1852
32	4	1855	1856	**421**
32	5	1860	1861	**422**

Panel mounted receptacles with TwinCONTACT

screwless spring terminals, straight

IP 44

A	P	110V	230V	400V
16	3	1667	**1668**	1669
16	4	1672	1673	**1674**
16	5	1678	1679	**3385**
32	3	1786	**1787**	1788
32	4	1789	1790	**1791**
32	5	1795	1796	**1797**

Panel mounted receptacles with TwinCONTACT

screwless spring terminals, angled 20°

IP 44

A	P	110V	230V	400V
16	3	1631	**1632**	1633
16	4	1636	1637	**1638**
16	5	1642	1643	**3473**
32	3	1733	**1734**	1735
32	4	1738	1739	**1740**
32	5	1744	1745	**1746**

Panel mounted receptacles RAPIDO with TwinCONTACT

screwless spring terminals, central fixing, 61 mm Ø mounting hole

IP 44

A	P	110V	230V	400V
16	3	1132	**997**	—
16	4	—	—	—
16	5	—	—	—
32	3	—	—	—
32	4	—	—	—
32	5	—	—	—

Wall mounted receptacles with TwinCONTACT

screwless spring terminals

IP 44

A	P	110V	230V	400V
16	3	1719	**1720**	1721
16	4	—	1723	**1724**
16	5	—	1730	**3331**
32	3	—	—	—
32	4	—	—	—
32	5	—	—	—

Wall mounted receptacles with TwinCONTACT

screwless spring terminals

IP 67

A	P	110V	230V	400V
16	3	1867	**241**	1868
16	4	1870	1871	**242**
16	5	1875	1876	**200**
32	3	1877	**243**	1878
32	4	1879	1880	**244**
32	5	1884	1885	**245**

Panel mounted receptacles with TwinCONTACT

screwless spring terminals, straight

IP 67

A	P	110V	230V	400V
16	3	1707	**1708**	1709
16	4	1710	1711	**1712**
16	5	1716	1717	**1131**
32	3	1809	**1810**	1811
32	4	1812	1813	**1814**
32	5	1818	1819	**1820**

Panel mounted receptacles with TwinCONTACT

screwless spring terminals, angled 20°

IP 67

A	P	110V	230V	400V
16	3	1700	**1701**	1702
16	4	—	1703	**1704**
16	5	—	—	**3485**
32	3	1801	**1802**	1803
32	4	—	1804	**1805**
32	5	—	—	**1808**

Panel mounted receptacles RAPIDO with TwinCONTACT

screwless spring terminals, central fixing, 70 mm Ø mounting hole

IP 44

A	P	110V	230V	400V
16	3	—	—	—
16	4	—	1133	**998**
16	5	—	—	**907**
32	3	1135	**987**	—
32	4	—	1166	**988**
32	5	—	—	**989**

TwinCONTACT

Screwless connection technique

without screws, double terminal with split spring for throughwiring.

RAPIDO

RAPIDO receptacles are available with screw terminals or with screwless TwinCONTACT.
16A, 3p:
for mounting holes 61 mm diam. and wall thickness from 2 up to 5 mm.
16A, 4p + 5p and 32A:
for mounting holes 70 mm diam. and wall thickness from 2 up to 9 mm.

CEE plugs and inlets 16A up to 125A

Other voltages and frequencies available on request.

Plugs AM-TOP

single part body, screw terminals

IP 44

A	P	110V	230V	400V
16	3	247	**248**	249
16	4	250	251	**252**
16	5	256	257	**3**
32	3	259	**260**	261
32	4	262	263	**264**
32	5	268	269	**4**

Plugs StarTOP with SafeCONTACT

screwless with insulation displacement technique

IP 44

A	P	110V	230V	400V
16	3	947	**948**	—
16	4	—	951	**952**
16	5	—	—	**33**
32	3	711	**712**	—
32	4	—	717	**719**
32	5	—	—	**34**

Plugs AM-TOP

single part body, screw terminals

IP 67

A	P	110V	230V	400V
16	3	277	**278**	279
16	4	280	281	**282**
16	5	286	287	**288**
32	3	289	**290**	291
32	4	292	293	**294**
32	5	298	299	**300**

Plugs PowerTOP Xtra

with rubberized grip area, for toughest conditions

IP 67

A	P	110V	230V	400V
63	3	13201	**13202**	13203
63	4	13204	13205	**13206**
63	5	13210	13211	**13212**
125	3	13215	**13216**	—
125	4	13217	13218	**13219**
125	5	13223	13224	**13225**

Panel mounted inlets RAPIDO

with screw terminals, central fixing, 61 mm Ø mounting hole

IP 44

A	P	110V	230V	400V
16	3	919	**924**	—
16	4	—	—	**931**
16	5	—	—	**949**
32	3	—	—	—
32	4	—	—	—
32	5	—	—	—

Wall mounted appliance inlets

IP 44

A	P	110V	230V	400V
16	3	843	**844**	—
16	4	—	—	**800**
16	5	—	—	**801**
32	3	—	**802**	—
32	4	—	—	**803**
32	5	—	—	**804**

Panel mounted appliance inlets

with hinged lid

IP 44

A	P	110V	230V	400V
16	3	—	—	—
16	4	392	393	**394**
16	5	398	399	**400**
32	3	401	**402**	403
32	4	404	405	**406**
32	5	410	411	**412**

Panel mounted inlets

IP 44

A	P	110V	230V	400V
16	3	810	**812**	—
16	4	—	837	**813**
16	5	—	—	**815**
32	3	816	**817**	—
32	4	—	838	**819**
32	5	—	—	**821**

Panel mounted inlets

IP 67

A	P	110V	230V	400V
16	3	825	**826**	—
16	4	—	839	**827**
16	5	—	—	**829**
32	3	830	**831**	—
32	4	—	840	**832**
32	5	—	—	**834**

Plugs ProTOP

split body, screw terminals

IP 44

A	P	110V	230V	400V
16	3	147	**148**	149
16	4	—	151	**152**
16	5	—	—	**13**
32	3	159	**160**	—
32	4	—	163	**164**
32	5	—	—	**14**

Plugs PowerTOP Xtra

with rubberized grip area, for toughest conditions

IP 44

A	P	110V	230V	400V
63	3	13101	**13102**	—
63	4	—	13105	**13106**
63	5	—	13111	**13112**
125	3	—	—	—
125	4	—	—	—
125	5	—	—	—

Plugs PowerTOP

with external strain relief

IP 67

A	P	110V	230V	400V
16	3	3794	**3796**	3799
16	4	3807	3811	**3809**
16	5	3819	3823	**3821**
32	3	3829	**3830**	3832
32	4	3839	3844	**3841**
32	5	3851	3855	**3853**

Angled plugs

*VarioTOP

IP 44

A	P	110V	230V	400V
16	3	1410	**1411**	—
16	4	—	891	**315**
16	5	3312	3981*	**3980***
32	3	—	**3306**	—
32	4	—	3646	**3987**
32	5	—	3424	**3266**

Panel mounted inlets RAPIDO

with screw terminals, central fixing, 70 mm Ø mounting hole

IP 44

A	P	110V	230V	400V
16	3	—	—	—
16	4	—	932	**933**
16	5	—	—	**972**
32	3	935	**938**	—
32	4	—	939	**942**
32	5	—	—	**945**

Wall mounted appliance inlets

IP 44

A	P	110V	230V	400V
16	3	331	**332**	333
16	4	334	335	**336**
16	5	340	341	**342**
32	3	343	**344**	345
32	4	346	347	**348**
32	5	352	353	**354**

Wall mounted appliance inlets

IP 67

A	P	110V	230V	400V
63	3	1216	**1107**	1217
63	4	355	356	**357**
63	5	359	360	**361**
125	3	—	—	—
125	4	362	363	**364**
125	5	366	367	**368**

Panel mounted inlets

IP 44

A	P	110V	230V	400V
63	3	822	**1981**	—
63	4	—	1984	**1982**
63	5	—	—	**1688**
125	3	—	—	—
125	4	—	—	—
125	5	—	—	—

Panel mounted inlets

IP 67

A	P	110V	230V	400V
63	3	835	**836**	—
63	4	—	3704	**3656**
63	5	—	—	**3658**
125	3	—	**3665**	—
125	4	—	3413	**3583**
125	5	—	—	**1983**

CEE connectors 16A up to 125A

63A: SoftCONTACT, 125A: TorsionSpringCONTACT

Other voltages and frequencies available on request.

MENNEKES®

Plugs for the world

Connectors AM-TOP

single part body, screw terminals

IP 44

A	P	110V	230V	400V
16	3	509	**510**	511
16	4	512	513	**514**
16	5	518	519	**5**
32	3	521	**522**	523
32	4	524	525	**526**
32	5	530	531	**6**

Connectors ProTOP

split body, screw terminals

IP 44

A	P	110V	230V	400V
16	3	179	**180**	181
16	4	—	193	**194**
16	5	—	—	**15**
32	3	121	**122**	—
32	4	—	125	**126**
32	5	—	—	**16**

Connectors StarTOP with SafeCONTACT

screwless with insulation displacement technique

IP 44

A	P	110V	230V	400V
16	3	979	**980**	—
16	4	—	993	**994**
16	5	—	—	**35**
32	3	725	**731**	—
32	4	—	761	**763**
32	5	—	—	**36**

Connectors PowerTOP Xtra

with rubberized grip area, for toughest conditions

IP 44

A	P	110V	230V	400V
63	3	14101	**14102**	—
63	4	—	14105	**14106**
63	5	—	14111	**14112**
125	3	—	—	—
125	4	—	—	—
125	5	—	—	—

Connectors AM-TOP

single part body, screw terminals

IP 67

A	P	110V	230V	400V
16	3	539	**540**	541
16	4	542	543	**544**
16	5	548	549	**550**
32	3	551	**552**	553
32	4	554	555	**556**
32	5	560	561	**562**

Connectors PowerTOP

with external strain relief

IP 67

A	P	110V	230V	400V
16	3	3859	**3860**	3862
16	4	3869	3873	**3871**
16	5	3879	3883	**3881**
32	3	3887	**3888**	3891
32	4	3896	3899	**3897**
32	5	3905	3909	**3907**

Connectors PowerTOP Xtra

with rubberized grip area, for toughest conditions

IP 67

A	P	110V	230V	400V
63	3	14201	**14202**	14203
63	4	14204	14205	**14206**
63	5	14210	14211	**14212**
125	3	14215	**14216**	—
125	4	14217	14218	**14219**
125	5	14223	14224	**14225**

Angled connector

IP 44

A	P	110V	230V	400V
16	3	—	**1438**	—
16	4	—	—	—
16	5	—	—	—
32	3	—	—	—
32	4	—	—	—
32	5	—	—	—

PowerTOP Xtra

SoftCONTACT

TorsionSpringCONTACT

PowerTOP Xtra is rubberized for the best grip. Improved impact resistance even under humid conditions. Highly heat-resistant contact carrier, frame terminals, cable gland and sealing, strain relief and protection against kinking. Enclosure with thread lock, two safety slides and plugs with nickel-plated contacts. Connectors 63A with **SoftCONTACT** and 125A with **TorsionSpringCONTACT.**

StarTOP

with SafeCONTACT, screwless with insulation displacement technique, cable gland with sealing, strain relief and protection against kinking, 2-part enclosure with thread and locking slider.

CEE receptacles switched, interlocked, 16A up to 125A

63A: SoftCONTACT, 125A: TorsionSpringCONTACT. CEE receptacles with DUO-interlock can be padlocked.

Other voltages and frequencies available on request.

Wall mounted receptacles with mechanical DUO-interlock

IP 44

A	P	110V	230V	400V
16	3	7010	**7002**	—
16	4	5457	5099	**5100**
16	5	5459	5102	**5103**
32	3	5743	**5696**	—
32	4	5460	5104	**5105**
32	5	5462	5107	**5108**

Wall mounted receptacles with mechanical DUO-interlock

IP 67

A	P	110V	230V	400V
16	3	7011	**7012**	—
16	4	—	5599	**5600**
16	5	—	5602	**5603**
32	3	5924	**5793**	—
32	4	—	5604	**5605**
32	5	—	5607	**5608**

Wall mounted receptacles with mechanical DUO-interlock

IP 44

A	P	110V	230V	400V
63	3	6569	**6571**	—
63	4	—	5955	**5956**
63	5	—	—	**5959**
125	3	—	—	—
125	4	—	—	—
125	5	—	—	—

Wall mounted receptacles with mechanical DUO-interlock

IP 67

A	P	110V	230V	400V
63	3	5925	**5911**	—
63	4	—	5109	**5110**
63	5	—	5112	**5113**
125	3	7060	**7000**	—
125	4	—	5887	**5691**
125	5	—	5888	**5692**

Wall mounted receptacles with mechanical DUO-interlock

IP 44

A	P	110V	230V	400V
16	3	7602	**7603**	—
16	4	—	7604	**7605**
16	5	—	—	**7607**
32	3	7611	**7612**	—
32	4	—	7613	**7614**
32	5	—	—	**7616**

Wall mounted receptacles with mechanical DUO-interlock

IP 67

A	P	110V	230V	400V
16	3	7620	**7621**	—
16	4	—	7623	**7624**
16	5	—	—	**7626**
32	3	7628	**7629**	—
32	4	—	7633	**7634**
32	5	—	—	**7636**

Panel mounted receptacles with mechanical DUO-interlock

IP 44

A	P	110V	230V	400V
16	3	7502	**7503**	—
16	4	—	7504	**7505**
16	5	—	—	**7507**
32	3	7511	**7512**	—
32	4	—	7513	**7514**
32	5	—	—	**7516**

Panel mounted receptacles with mechanical DUO-interlock

IP 67

A	P	110V	230V	400V
16	3	7520	**7521**	—
16	4	—	7523	**7524**
16	5	—	—	**7526**
32	3	7530	**7531**	—
32	4	—	7533	**7534**
32	5	—	—	**7536**

Wall mounted receptacles with mechanical DUO-interlock

fused, DIN-rail

IP 44

A	P	110V	230V	400V
16	3	—	**7213**	—
16	4	—	—	**5610**
16	5	—	—	**5613**
32	4	—	—	**5615**
32	5	—	—	**5618**
63	4	—	—	**6059**
63	5	—	—	**6062**

Wall mounted receptacles with mechanical DUO-interlock

fused, DIN-rail

IP 67

A	P	110V	230V	400V
16	3	—	**7050**	—
16	4	—	—	**5630**
16	5	—	—	**5633**
32	4	—	—	**5635**
32	5	—	—	**5638**
63	4	—	—	**5640**
63	5	—	—	**5643**

Wall mounted receptacles with mechanical DUO-interlock

fused, MCB

IP 44

A	P	110V	230V	400V
16	3	—	**7216**	—
16	4	—	—	**7217**
16	5	—	—	**7218**
32	4	—	—	**7219**
32	5	—	—	**7220**
63	4	—	—	**7221**
63	5	—	—	**7222**

Wall mounted receptacles with mechanical DUO-interlock

fused, MCB

IP 67

A	P	110V	230V	400V
16	3	—	**7238**	—
16	4	—	—	**7239**
16	5	—	—	**7240**
32	4	—	—	**7241**
32	5	—	—	**7242**
63	4	—	—	**7243**
63	5	—	—	**7244**

Mechanical DUO-interlock



After insertion and switching on, the plug is interlocked in the ON-position.
After switching off and withdrawing, the switch is locked in the OFF-position.

Phase inverter plugs/inlets 16A and 32A
Plugs and receptacles for low voltage

Other voltages and frequencies available on request.

MENNEKES®
Plugs for the world

Phase inverter plugs AM-TOP

single part body, screw terminals

IP 44

A	P	110V	230V	400V
16	3	—	—	—
16	4	—	338	**339**
16	5	—	318	**319**
32	3	—	—	—
32	4	—	396	**397**
32	5	—	321	**322**

Phase inverter plugs ProTOP

split body, screw terminals

IP 44

A	P	110V	230V	400V
16	3	—	—	—
16	4	—	—	—
16	5	—	—	**3319**
32	3	—	—	—
32	4	—	—	—
32	5	—	—	**3322**

Wall mounted phase inverter inlets

IP 44

A	P	110V	230V	400V
16	3	—	—	—
16	4	—	—	—
16	5	—	—	**3517**
32	3	—	—	—
32	4	—	—	—
32	5	—	—	**3523**

Panel mounted phase inverter inlets

IP 44

A	P	110V	230V	400V
16	3	—	—	—
16	4	—	3348	**3350**
16	5	—	—	**20970**
32	3	—	—	—
32	4	—	3355	**3356**
32	5	—	3717	**21241**

Panel mounted phase inverter inlet

IP 44

A	P	110V	230V	400V
16	3	—	—	—
16	4	—	—	—
16	5	—	—	**854**
32	3	—	—	—
32	4	—	—	—
32	5	—	—	—

Wall mounted receptacles for low voltage

IP 44

A	P	20-25V 50 a. 60 Hz	40-50V 50 a. 60 Hz	20-25V/ 40-50V 100-200 Hz
16	2	**1825**	**1831**	—
16	3	**1832**	**1837**	1835
32	2	**1838**	**1844**	—
32	3	**1845**	**1850**	1848

Panel mounted receptacles for low voltage

IP 44

A	P	20-25V 50 a. 60 Hz	40-50V 50 a. 60 Hz	20-25V/ 40-50V 100-200 Hz
16	2	**603**	**604**	—
16	3	**610**	**611**	612
32	2	**616**	**617**	—
32	3	**623**	**624**	625

Plugs for low voltage

IP 44

A	P	20-25V 50 a. 60 Hz	40-50V 50 a. 60 Hz	20-25V/ 40-50V 100-200 Hz
16	2	**629**	**630**	—
16	3	**636**	**637**	638
32	2	**642**	**643**	—
32	3	**649**	**650**	651

Connectors for low voltage

IP 44

A	P	20-25V 50 a. 60 Hz	40-50V 50 a. 60 Hz	20-25V/ 40-50V 100-200 Hz
16	2	**681**	**682**	—
16	3	**688**	**689**	690
32	2	**694**	**695**	—
32	3	**701**	**702**	703

Phase inverter plugs AM-TOP

single part body, screw terminals

IP 67

A	P	110V	230V	400V
16	3	—	—	—
16	4	—	3338	**3339**
16	5	—	—	**325**
32	3	—	—	—
32	4	—	3340	**3341**
32	5	—	327	**328**

Phase inverter plug VarioTOP

IP 44

A	P	110V	230V	400V
16	3	—	—	—
16	4	—	—	—
16	5	—	—	**859**
32	3	—	—	—
32	4	—	—	—
32	5	—	—	—

Wall mounted phase inverter inlets

IP 44

A	P	110V	230V	400V
16	3	—	—	—
16	4	—	3342	**3343**
16	5	—	—	**2511**
32	3	—	—	—
32	4	—	3345	**3346**
32	5	—	3347	**2478**

Wall mounted receptacles for low voltage

IP 44

A	P	20-25V 50 a. 60 Hz	40-50V 50 a. 60 Hz	20-25V/ 40-50V 100-200 Hz
16	2	**577**	**578**	—
16	3	**584**	**585**	586
32	2	**590**	**591**	—
32	3	**597**	**598**	599

Panel mounted receptacles for low voltage

IP 44

A	P	20-25V 50 a. 60 Hz	40-50V 50 a. 60 Hz	20-25V/ 40-50V 100-200 Hz
16	2	**1270**	**2855**	—
16	3	**2845**	**1272**	2860
32	2	**1271**	**2864**	—
32	3	**2870**	**1273**	2852

Wall mounted appliance inlets for low voltage

IP 44

A	P	20-25V 50 a. 60 Hz	40-50V 50 a. 60 Hz	20-25V/ 40-50V 100-200 Hz
16	2	**1955**	**1961**	—
16	3	**1962**	**1967**	1965
32	2	**1968**	**1974**	—
32	3	**1975**	**1980**	1978

Plugs and receptacles 7 pole

Other voltages and frequencies available on request.

Wall mounted receptacles

IP 44

A	P	230V	400V	500V
16	7	733	**734**	1035
32	7	735	**736**	1040

Panel mounted receptacles

angled 20°

IP 44

A	P	230V	400V	500V
16	7	737	**738**	1045
32	7	739	**740**	1050

Plugs AM-TOP

single part body, screw terminals

IP 44

A	P	230V	400V	500V
16	7	741	**742**	1055
32	7	743	**744**	1060

Wall mounted inlets

IP 44

A	P	230V	400V	500V
16	7	—	**2166**	—
32	7	—	**2167**	—

Connectors AM-TOP

single part body, screw terminals

IP 44

A	P	230V	400V	500V
16	7	745	**746**	1065
32	7	747	**748**	1070

Wall mounted receptacles with mechanical DUO-interlock

3 pole switch, can be padlocked

IP 44

A	P	230V	400V	500V
16	7	—	**5536**	—
32	7	—	**7061**	—

Wall mounted receptacles

IP 67

A	P	230V	400V	500V
16	7	3240	**2746**	3262
32	7	2818	**2648**	2782

Panel mounted receptacles

angled 20°

IP 67

A	P	230V	400V	500V
16	7	2883	**2459**	2296
32	7	—	**2317**	2212

Plugs AM-TOP

single part body, screw terminals

IP 67

A	P	230V	400V	500V
16	7	3776	**3777**	3913
32	7	2405	**2324**	2213

Panel mounted inlets

IP 44

A	P	230V	400V	500V
16	7	749	**750**	1075
32	7	751	**752**	1080

Connectors AM-TOP

single part body, screw terminals

IP 67

A	P	230V	400V	500V
16	7	3783	**3916**	3784
32	7	2406	**2255**	2460

Wall mounted receptacles with mechanical DUO-interlock

3 pole switch, can be padlocked

IP 67

A	P	230V	400V	500V
16	7	—	**5785**	—
32	7	—	**6106**	—

Plugs and receptacles 7 pole for multi functional applications

These plugs and receptacles provide solutions where there are multi functional requirements in industry, farming and commerce.

This number of poles provides solutions in the following fields:

- Star-delta start-up
- Closed loop control
- Open loop control
- Monitoring
- Detection and alarms
- Clearing alarms
- Electrical interlocking

CEE receptacles Cepex

Other voltages and frequencies available on request.

MENNEKES®

Plugs for the world

Wall mounted receptacles

grey

IP 44

A	P	110V	230V	400V
16	3	4101	**4102**	—
16	4	—	4254	**4103**
16	5	—	—	**4105**
32	3	4106	**4107**	—
32	4	—	—	**4108**
32	5	—	—	**4110**
SCHUKO			**4970**	

Wall mounted receptacles

grey, with labeling field

IP 44

A	P	110V	230V	400V
16	3	—	**4132**	—
16	4	—	—	**4133**
16	5	—	—	**4135**
32	3	—	**4137**	—
32	4	—	—	**4138**
32	5	—	—	**4140**
SCHUKO			**4973**	

Wall mounted receptacles

grey, with labeling field and lockable cover

IP 44

A	P	110V	230V	400V
16	3	—	**4162**	—
16	4	—	—	**4163**
16	5	—	—	**4165**
32	3	—	**4167**	—
32	4	—	—	**4168**
32	5	—	—	**4170**
SCHUKO			**4976**	

Panel mounted receptacles

alpine white

IP 44

A	P	110V	230V	400V
16	3	—	—	—
16	4	—	—	—
16	5	—	—	**4262**
32	3	—	—	—
32	4	—	—	—
32	5	—	—	**4263**
SCHUKO			**4979**	

Flush mounted receptacles

pearl white

IP 44

A	P	110V	230V	400V
16	3	—	**4122**	—
16	4	—	—	—
16	5	—	—	**4125**
32	3	—	**4127**	—
32	4	—	—	—
32	5	—	—	**4130**
SCHUKO			**4972**	

Flush mounted installation box

for Cepex CEE receptacles 16A and 32A and Cepex SCHUKO receptacles

Part no. 41404

Panel mounted receptacles

pearl white

IP 44

A	P	110V	230V	400V
16	3	4111	**4112**	—
16	4	—	4233	**4113**
16	5	—	—	**4115**
32	3	4116	**4117**	—
32	4	—	—	**4118**
32	5	—	—	**4120**
SCHUKO			**4971**	

Panel mounted receptacles

pearl white, with labeling field

IP 44

A	P	110V	230V	400V
16	3	4141	**4142**	—
16	4	—	—	**4143**
16	5	—	—	**4145**
32	3	4146	**4147**	—
32	4	—	—	**4148**
32	5	—	—	**4150**
SCHUKO			**4974**	

Panel mounted receptacles

pearl white, with labeling field and lockable cover

IP 44

A	P	110V	230V	400V
16	3	4171	**4172**	—
16	4	—	—	**4173**
16	5	—	—	**4175**
32	3	—	**4177**	—
32	4	—	—	**4178**
32	5	—	—	**4180**
SCHUKO			**4977**	

Panel mounted receptacles

alpine white, with labeling field

IP 44

A	P	110V	230V	400V
16	3	—	**4247**	—
16	4	—	—	**4273**
16	5	—	—	**4237**
32	3	—	**4274**	—
32	4	—	—	**4275**
32	5	—	—	**4238**
SCHUKO			**4980**	

Cepex modular system

Some versions of Cepex panel mounted receptacles are shown on the left. Further versions you can create using Cepex panel receptacles, shown above, in combination with the installation box 41404.

Cepex SCHUKO panel mounted receptacle with labeling field **4145**

+

flush mounted installation box **41404**

=

flush mounted receptacle

Perfect in every detail - one fits another

Anything goes.
Covers, current rating and colors may be optionally combined: neutral cover, with labeling field, with labeling field and lock, 3 pole, 5 pole and SCHUKO.

Resistant to ball rebound.
All Cepex receptacles with neutral covers meet DIN 18032 standards for ball rebound and are suitable for use in sports facilities and comparable environments.

Plugs and receptacles 200A up to 400A

Plugs and receptacles are available in seawater resistant design on request.

Other voltages and frequencies available on request.

Receptacles

with cable gland

IP 67

A	P	230V	400V	500V	690V	1000V	weight
200	4	75220	**75221**	75222	75223	75224	5580
200	5	75225	**75226**	75227	75228	75229	5780
250	4	75020	**75021**	75022	75023	75024	10510
250	5	75110	**75111**	75112	75113	75114	11020
400	4	75025	**75026**	75027	75028	75029	10510
400	5	75115	**75116**	75117	75118	75119	11020

Panel mounted receptacles

IP 67

A	P	230V	400V	500V	690V	1000V	weight
200	4	75240	**75241**	75242	75243	75244	3200
200	5	75245	**75246**	75247	75248	75249	3450
250	4	75040	**75041**	75042	75043	75044	6800
250	5	75130	**75131**	75132	75133	75134	7300
400	4	75045	**75046**	75047	75048	75049	6800
400	5	75135	**75136**	75137	75138	75139	7300

Receptacles, switched and interlocked

IP 55

A	P	230V	400V	500V	690V	1000V	weight
200	4	75230	**75231**	75232	75233	75234	25100
200	5	75235	**75236**	75237	75238	75279	25300
250	4	75030	**75031**	75032	75033	75034	45000
250	5	75120	**75121**	75122	75123	75124	46500
400	4	75035	**75036**	75037	75038	75039	43900
400	5	75125	**75126**	75127	75128	75129	45400

Plugs

with cable gland

IP 67

A	P	230V	400V	500V	690V	1000V	weight
200	4	75200	**75201**	75202	75203	75204	3000
200	5	75205	**75206**	75207	75208	75274	3200
250	4	75000	**75001**	75002	75003	75004	8290
250	5	75090	**75091**	75092	75093	75094	8610
400	4	75005	**75006**	75007	75008	75009	8290
400	5	75095	**75096**	75097	75098	75099	8610

Connectors

with cable gland

IP 67

A	P	230V	400V	500V	690V	1000V	weight
200	4	75210	**75211**	75212	75213	75214	3730
200	5	75215	**75216**	75217	75218	75219	3980
250	4	75010	**75011**	75012	75013	75014	9160
250	5	75100	**75101**	75102	75103	75104	9670
400	4	75015	**75016**	75017	75018	75019	9160
400	5	75105	**75106**	75107	75108	75109	9670

Heavy duty versions for industry

Mechanical interlocking. For mobile consumers of rated current > 125A we have included a heavy duty range with 200A, 250A and 400A in our program. This can be supplied for rated voltages of 230V to 1000V and in seawater resistant version.

The heavy duty range is suitable for use in very harsh conditions, e.g. building sites:

- drilling rigs
- tunnel constructions
- gravel pits
- strip mining
- container terminals and crane connections in harbours
- for versatile power supply at large-scale indoor and outdoor events
- power supply to market places
- airports
- quarries

SCHUKO and grounding-type receptacles

SCHUKO and French/Belgian standard 16A, 230V, 2p + E. British standard 13A, 230V, 2p + E.
Other variations on request.

MENNEKES®
Plugs for the world

SCHUKO panel mounted receptacles

with plug-in terminals or screw-terminals, without shutter

IP 54

Color	plug-in terminals	screw terminals
grey	11010	11030
blue	11011	11031
black	11012	11032
red	11013	11033

Grounding-type panel mounted receptacles French/Belgian standard

with plug-in terminals, without shutter

IP 44

Color	plug-in terminals	screw terminals
grey	11110	—
blue	11111	—
black	—	—
red	—	—

SCHUKO wall mounted receptacles

with plug-in terminals, without shutter

IP 44

Color	plug-in terminals	screw terminals
grey	10081	—
blue	10082	—
black	10083	—
red	—	—

Base for wall mounted receptacles

with cable entry and screws

Part no.	**grey**	**10714**
Part no.	**blue**	**10715**
Part no.	**black**	**10716**

SCHUKO panel mounted receptacles

with plug-in terminals or screw-terminals, without shutter

IP 20

Color	plug-in terminals	screw terminals
grey	—	—
blue	11511	11531
black	11512	11532
red	—	—

Grounding-type panel mounted receptacle British standard

with screw-terminals, with shutter and matching frame and seal

IP 44

Color	plug-in terminals	screw terminals
grey	—	—
blue	—	—
black	—	10713
red	—	—

SCHUKO plugs with grommet

combined PE-conductor acc. to German and French/ Belgian standards.

Color	
grey	10749
black	10754
orange	10837
blue	10838
red	10839
yellow	10840
green	10841

SCHUKO panel mounted receptacles

with plug-in terminals or screw-terminals, with shutter

IP 54

Color	plug-in terminals	screw terminals
grey	11060	—
blue	11061	11081
black	—	—
red	—	—

Grounding-type panel mounted receptacles French/Belgian standard

with plug-in terminals or screw-terminals, with shutter

IP 44

Color	plug-in terminals	screw terminals
grey	11160	11180
blue	11161	11181
black	11162	11182
red	11163	11183

Grounding-type wall mounted receptacle French/Belgian standard

with plug-in terminals, with shutter

IP 44

Color	plug-in terminals	screw terminals
grey	—	—
blue	10092	—
black	—	—
red	—	—

Modular system for wall mounted receptacle

The combination of the base with one of the panel mounted receptacles shown above, gives a wall mounted receptacle.

Grounding-type panel mounted receptacles French/Belgian standard

with plug-in terminals or screw-terminals, without shutter

IP 20

Color	plug-in terminals	screw terminals
grey	—	—
blue	11611	11631
black	—	—
red	—	—

Grounding-type panel mounted receptacle British standard

with screw-terminals, with shutter and seal

IP 44

Color	plug-in terminals	screw terminals
grey	—	—
blue	—	10718
black	—	—
red	—	—

SCHUKO connectors with grommet

Color	
grey	10751
black	10755
orange	10842
blue	10843
red	10844
yellow	10845
green	10846

AMAXX® receptacle combinations

Success in series

Extensively configurable receptacle combinations in six different sizes – the AMAXX® range by MENNEKES. With an appealing and unique design in many variations for almost all applications. With our extended program, you now have three good extra reasons to opt for AMAXX® receptacle combinations.

AMAXX®
by MENNEKES

- Protection types: IP 44 and IP 67.
- Enclosure materials: AMAPLAST and especially chemical-resistant AMELAN.
- Colors: bottom part black, top part grey, silver (IP 44), yellow or red.
- Equipped with: CEE receptacles from 16A, 3-poles up to 63A, 5-poles, grounding-type receptacles in accordance with many national standards, DUO receptacles switched and interlocked from 16A, 3p to 32A, 5p as well as fuse elements.

International

AMAXX® receptacle combinations are also perfectly suited for the international market with many different standards. For example: British, French/Belgian, Danish and Swiss standard as well as the NEMA standard (USA and Canada). Contact us.

MENNEKES®
Plugs for the world

Features and benefits



1 Liftable DIN Rails
Liftable DIN rails and a large, smooth wiring space significantly ease the insertion as well as connection of large cables.

2 One-man installation
Shorter installation times with the new, user-friendly external fixing.

3 Hinged cover
The hinged cover which opens to one side, eases connection work.

4 Ready for application
All combinations are pre-wired for installation and tested for electric safety and quality.

Generally angled insertion direction.

Especially fast opening and closing of the enclosure due to captive double-threaded cover screws.

Both hands free because inspection windows fold downwards. Window can be locked with a padlock, enclosure can be sealed.

Standard pre-punched cable entries at the top and at the bottom for M 20 up to M 40.

Receptacle combinations for versatile use

EverGUM receptacle combinations with solid rubber enclosures

Wall mounted, enclosure
380 x 230 mm or
380 x 320 mm

Receptacle strip, enclosure
445 x 135 mm

Portable, enclosure
300 x 230 x 287.5 mm or
360 x 340 x 330 mm

Portable, with feeder cable, enclosure
300 x 230 x 287.5 mm or
360 x 340 x 330 mm

With the EverGUM range MENNEKES provides a solid rubber alternative to enclosures in AMAPLAST, AMELAN and sheet steel. This is an alternative which is suitable for the most diverse environments, especially when there is likely to be exposure to rough handling or aggressive cleaning agents. These products can also be supplied to conform to the standards of other European countries.

AirKRAFT and 3KRAFT

AirKRAFT
for energy, data,
compressed air.
Also available with feeder cable.
Enclosure
400 x 229 x 220 mm
(size without receptacles)

3KRAFT
for energy, data,
compressed air.
Also available with feeder cable.
Enclosure
diam. 240-264 x H 152 mm
(depending what receptacles are used)

For ceilings, walls and floors.
Three colors: Signal yellow, red or silver.
AirKRAFT. Up to four receptacles, or data, or light, plus compressed air, plus fusing. Ready for connection or with supply cable and plug.
3KRAFT. Equipped to suit your requirements: Up to three receptacles, or data, plus compressed air. Ready for connection or with supply cable and plug.

DELTA-BOX

DELTA-BOXES

Enclosure
114 x 160 x 97 mm
(size without receptacles)

DELTA-BOXES
with feeder cable.

Enclosure
114 x 160 x 97 mm
(size without receptacles)

DELTA-BOX - the classic unit.
With cable grip. Enclosure and insert from impact and resistant AMAPLAST.
Available in ⚠ IP 44, ♦♦ IP 67 and ♦♦♦ IP 68.

MENNEKES®
Plugs for the world

Stainless steel surface and flush mounted receptacle combinations

Safe.
Practical.
Timelessly elegant.

- Protection type IP 43 or IP 44 with closed door, even when plugs are inserted.
- The cable guard aperture is sufficiently dimensioned for leading through cables.
- Safety lock protects against unauthorized access.

Power posts

Rugged. Vandalism-proof.
Steel power posts provide a safe means of energy supply, protection against car-crossing. Hot-dip galvanized and powder coated. Available in various sizes.

CombiTOWER

Power. Compressed air. Water.
Outdoors and indoors.
The solution: CombiTOWER. Short routes to your energy source for industry, workshops, assembly shops, loading platforms, etc.

Index of part numbers

Part no.	page
1	4
2	4
3	6
4	6
5	7
6	7
13	6
14	6
15	7
16	7
31	5
32	5
33	6
34	6
35	7
36	7
100	4
101	4
102	4
103	4
104	4
105	4
109	4
110	4
111	4
121	7
122	7
125	7
126	7
128	4
129	4
130	4
131	4
132	4
134	4
135	4
136	4
137	4
138	4
139	4
141	4
142	4
143	4
147	6
148	6
149	6
151	6
152	6
159	6
160	6
163	6
164	6
179	7
180	7
181	7
193	7
194	7
200	5
203	4
204	4
205	4
207	4
208	4
209	4
210	4
211	4
212	4
214	4
215	4
216	4
217	4
218	4
219	4
220	4
221	4
222	4
226	4
227	4
228	4
229	4
230	4
231	4
232	4
233	4
234	4
238	4
239	4
240	4
241	5
242	5
243	5
244	5
245	5
247	6
248	6
249	6
250	6
251	6
252	6
256	6
257	6
259	6
260	6
261	6
262	6
263	6
264	6
268	6
269	6

Part no.	page
277	6
278	6
279	6
280	6
281	6
282	6
286	6
287	6
288	6
289	6
290	6
291	6
292	6
293	6
294	6
298	6
299	6
300	6
315	6
318	9
319	9
321	9
322	9
325	9
327	9
328	9
331	6
332	6
333	6
334	6
335	6
336	6
338	9
339	9
340	6
341	6
342	6
343	6
344	6
345	6
346	6
347	6
348	6
352	6
353	6
354	6
355	6
356	6
357	6
359	6
360	6
361	6
362	6
363	6
364	6
366	6
367	6
368	6
392	6
393	6
394	6
396	9
397	9
398	6
399	6
400	6
401	6
402	6
403	6
404	6
405	6
406	6
410	6
411	6
412	6
418	5
419	5
420	5
421	5
422	5
509	7
510	7
511	7
512	7
513	7
514	7
518	7
519	7
521	7
522	7
523	7
524	7
525	7
526	7
530	7
531	7
539	7
540	7
541	7
542	7
543	7
544	7
548	7
549	7
550	7
551	7
552	7
553	7
554	7

Part no.	page
555	7
556	7
560	7
561	7
562	7
577	9
578	9
584	9
585	9
586	9
590	9
591	9
597	9
598	9
599	9
603	9
604	9
610	9
611	9
612	9
616	9
617	9
623	9
624	9
625	9
629	9
630	9
636	9
637	9
638	9
642	9
643	9
649	9
650	9
651	9
681	9
682	9
688	9
689	9
690	9
694	9
695	9
701	9
702	9
703	9
711	6
712	6
717	6
719	6
725	7
731	7
733	10
734	10
735	10
736	10
737	10
738	10
739	10
740	10
741	10
742	10
743	10
744	10
745	10
746	10
747	10
748	10
749	10
750	10
751	10
752	10
761	7
763	7
800	6
801	6
802	6
803	6
804	6
810	6
812	6
813	6
815	6
816	6
817	6
819	6
821	6
822	6
825	6
826	6
827	6
829	6
830	6
831	6
832	6
834	6
835	6
836	6
837	6
838	6
839	6
840	6
843	6
844	6
854	9
856	4
859	9
891	6
903	4
905	4

Part no.	page
907	5
919	6
924	6
931	6
932	6
933	6
935	6
938	6
939	6
942	6
945	6
947	6
948	6
949	6
951	6
952	6
972	6
979	7
980	7
987	5
988	5
989	5
993	7
994	7
997	5
998	5
1035	10
1040	10
1045	10
1050	10
1055	10
1060	10
1065	10
1070	10
1075	10
1080	10
1081	4
1103	4
1107	6
1122	4
1123	4
1124	4
1126	4
1127	4
1128	4
1131	5
1132	5
1133	5
1135	5
1136	4
1137	4
1138	4
1139	4
1140	4
1141	4
1143	4
1144	4
1145	4
1146	4
1147	4
1148	4
1149	4
1150	4
1151	4
1153	4
1154	4
1155	4
1166	5
1177	4
1178	4
1192	4
1193	4
1194	4
1195	4
1196	4
1198	4
1199	4
1200	4
1201	4
1202	4
1203	4
1204	4
1205	4
1206	4
1208	4
1209	4
1210	4
1211	4
1216	6
1217	6
1246	4
1247	4
1248	4
1250	4
1251	4
1252	4
1260	4
1261	4
1262	4
1263	4
1264	4
1265	4
1267	4
1268	4
1270	9
1271	9
1272	9
1273	9
1340	5

Part no.	page
1341	5
1342	5
1343	5
1345	5
1346	5
1347	5
1348	5
1365	4
1366	4
1367	4
1368	4
1369	4
1371	4
1372	4
1373	4
1384	4
1385	4
1386	4
1388	4
1389	4
1390	4
1394	4
1395	4
1396	4
1397	4
1398	4
1399	4
1410	6
1411	6
1418	4
1419	4
1420	4
1421	4
1422	4
1423	4
1424	4
1425	4
1438	7
1455	4
1456	4
1457	4
1459	4
1460	4
1461	4
1462	4
1463	4
1464	4
1465	4
1466	4
1467	4
1471	4
1472	4
1473	4
1474	4
1475	4
1476	4
1477	4
1478	4
1479	4
1483	4
1484	4
1485	4
1489	4
1490	4
1491	4
1492	4
1493	4
1494	4
1495	4
1496	4
1498	4
1499	4
1500	4
1501	4
1502	4
1503	4
1504	4
1505	4
1506	4
1551	4
1555	4
1556	4
1557	4
1631	5
1632	5
1633	5
1636	5
1637	5
1638	5
1642	5
1643	5
1667	5
1668	5
1669	5
1672	5
1673	5
1674	5
1678	5
1679	5
1688	6
1700	5
1701	5
1702	5
1703	5
1704	5
1707	5
1708	5
1709	5
1710	5

Part no.	page
1711	5
1712	5
1716	5
1717	5
1719	5
1720	5
1721	5
1723	5
1724	5
1730	5
1733	5
1734	5
1735	5
1738	5
1739	5
1740	5
1744	5
1745	5
1746	5
1750	5
1751	5
1755	5
1756	5
1786	5
1787	5
1788	5
1789	5
1790	5
1791	5
1795	5
1796	5
1797	5
1801	5
1802	5
1803	5
1804	5
1805	5
1808	5
1809	5
1810	5
1811	5
1812	5
1813	5
1814	5
1818	5
1819	5
1820	5
1825	9
1831	9
1832	9
1835	9
1837	9
1838	9
1844	9
1845	9
1848	9
1850	9
1851	5
1852	5
1855	5
1856	5
1860	5
1861	5
1867	5
1868	5
1870	5
1871	5
1875	5
1876	5
1877	5
1878	5
1879	5
1880	5
1884	5
1885	5
1955	9
1961	9
1962	9
1965	9
1967	9
1968	9
1974	9
1975	9
1978	9
1980	9
1981	6
1982	6
1983	6
1984	6
2162	4
2166	10
2167	10
2179	4
2180	4
2181	4
2212	10
2213	10
2255	10
2296	10
2317	10
2324	10
2405	10
2406	10
2459	10
2460	10
2478	9
2511	9
2648	10
2746	10

Part no.	page
2782	10
2818	10
2845	9
2852	9
2855	9
2860	9
2864	9
2870	9
2883	10
3030	4
3031	4
3034	4
3036	4
3041	4
3045	4
3072	4
3074	4
3093	4
3110	4
3112	4
3136	4
3153	4
3197	4
3200	4
3240	10
3254	4
3262	10
3266	6
3306	6
3312	6
3319	9
3322	9
3331	5
3338	9
3339	9
3340	9
3341	9
3342	9
3343	9
3345	9
3346	9
3347	9
3348	9
3350	9
3355	9
3356	9
3380	4
3385	5
3413	6
3424	6
3449	4
3451	4
3454	4
3473	5
3485	5
3517	9
3523	9
3524	4
3575	4
3583	6
3646	6
3656	6
3658	6
3665	6
3704	6
3717	9
3776	10
3777	10
3783	10
3784	10
3794	6
3796	6
3799	6
3807	6
3809	6
3811	6
3819	6
3821	6
3823	6
3829	6
3830	6
3832	6
3839	6
3841	6
3844	6
3851	6
3853	6
3855	6
3859	7
3860	7
3862	7
3869	7
3871	7
3873	7
3879	7
3881	7
3883	7
3887	7
3888	7
3891	7
3896	7
3897	7
3899	7
3905	7
3907	7
3909	7
3913	10
3916	10
3980	6

Part no.	page
3981	6
3987	6
4101	11
4102	11
4103	11
4105	11
4106	11
4107	11
4108	11
4110	11
4111	11
4112	11
4113	11
4115	11
4116	11
4117	11
4118	11
4120	11
4122	11
4125	11
4127	11
4130	11
4132	11
4133	11
4135	11
4137	11
4138	11
4140	11
4141	11
4142	11
4143	11
4145	11
4146	11
4147	11
4148	11
4150	11
4162	11
4163	11
4165	11
4167	11
4168	11
4170	11
4171	11
4172	11
4173	11
4175	11
4177	11
4178	11
4180	11
4233	11
4237	11
4238	11
4247	11
4254	11
4262	11
4263	11
4273	11
4274	11
4275	11
4970	11
4971	11
4972	11
4973	11
4974	11
4976	11
4977	11
4979	11
4980	11
5099	8
5100	8
5102	8
5103	8
5104	8
5105	8
5107	8
5108	8
5109	8
5110	8
5112	8
5113	8
5457	8
5459	8
5460	8
5462	8
5536	10
5599	8
5600	8
5602	8
5603	8
5604	8
5605	8
5607	8
5608	8
5610	8
5613	8
5615	8
5618	8
5630	8
5633	8
5635	8
5638	8
5640	8
5643	8
5691	8
5692	8
5696	8
5743	8
5785	10
5793	8

Part no.	page
5887	8
5888	8
5911	8
5924	8
5925	8
5955	8
5956	8
5959	8
6059	8
6062	8
6106	10
6569	8
6571	8
7000	8
7002	8
7010	8
7011	8
7012	8
7050	8
7060	8
7061	10
7213	8
7216	8
7217	8
7218	8
7219	8
7220	8
7221	8
7222	8
7238	8
7239	8
7240	8
7241	8
7242	8
7243	8
7244	8
7502	8
7503	8
7504	8
7505	8
7507	8
7511	8
7512	8
7513	8
7514	8
7516	8
7520	8
7521	8
7523	8
7524	8
7526	8
7530	8
7531	8
7533	8
7534	8
7536	8
7602	8
7603	8
7604	8
7605	8
7607	8
7611	8
7612	8
7613	8
7614	8
7616	8
7620	8
7621	8
7623	8
7624	8
7626	8
7628	8
7629	8
7633	8
7634	8
7636	8
10081	13
10082	13
10083	13
10092	13
10713	13
10714	13
10715	13
10716	13
10718	13
10749	13
10751	13
10754	13
10755	13
10837	13
10838	13
10839	13
10840	13
10841	13
10842	13
10843	13
10844	13
10845	13
10846	13
11010	13
11011	13
11012	13
11013	13
11030	13
11031	13
11032	13
11033	13
11060	13
11061	13

Part no.	page
11081	13
11110	13
11111	13
11160	13
11161	13
11162	13
11163	13
11180	13
11181	13
11182	13
11183	13
11511	13
11512	13
11531	13
11532	13
11611	13
11631	13
13101	6
13102	6
13105	6
13106	6
13111	6
13112	6
13201	6
13202	6
13203	6
13204	6
13205	6
13206	6
13210	6
13211	6
13212	6
13215	6
13216	6
13217	6
13218	6
13219	6
13223	6
13224	6
13225	6
14101	7
14102	7
14105	7
14106	7
14111	7
14112	7
14201	7
14202	7
14203	7
14204	7
14205	7
14206	7
14210	7
14211	7
14212	7
14215	7
14216	7
14217	7
14218	7
14219	7
14223	7
14224	7
14225	7
20970	9
21241	9
41404	11
75000	12
75001	12
75002	12
75003	12
75004	12
75005	12
75006	12
75007	12
75008	12
75009	12
75010	12
75011	12
75012	12
75013	12
75014	12
75015	12
75016	12
75017	12
75018	12
75019	12
75020	12
75021	12
75022	12
75023	12
75024	12
75025	12
75026	12
75027	12
75028	12
75029	12
75030	12
75031	12
75032	12
75033	12
75034	12
75035	12
75036	12
75037	12
75038	12
75039	12
75040	12
75041	12
75042	12

Part no.	page
75043	12
75044	12
75045	12
75046	12
75047	12
75048	12
75049	12
75090	12
75091	12
75092	12
75093	12
75094	12
75095	12
75096	12
75097	12
75098	12
75099	12
75100	12
75101	12
75102	12
75103	12
75104	12
75105	12
75106	12
75107	12
75108	12
75109	12
75110	12
75111	12
75112	12
75113	12
75114	12
75115	12
75116	12
75117	12
75118	12
75119	12
75120	12
75121	12
75122	12
75123	12
75124	12
75125	12
75126	12
75127	12
75128	12
75129	12
75130	12
75131	12
75132	12
75133	12
75134	12
75135	12
75136	12
75137	12
75138	12
75139	12
75200	12
75201	12
75202	12
75203	12
75204	12
75205	12
75206	12
75207	12
75208	12
75210	12
75211	12
75212	12
75213	12
75214	12
75215	12
75216	12
75217	12
75218	12
75219	12
75220	12
75221	12
75222	12
75223	12
75224	12
75225	12
75226	12
75227	12
75228	12
75229	12
75230	12
75231	12
75232	12
75233	12
75234	12
75235	12
75236	12
75237	12
75238	12
75240	12
75241	12
75242	12
75243	12
75244	12
75245	12
75246	12
75247	12
75248	12
75249	12
75274	12
75279	12

MENNEKES®
Plugs for the world

References

BMW motorcycle plant, Berlin – Germany

AIDAbella, Jos. L. Meyer Werft, Papenburg – Germany

Formula 1 circuit, Manama – Bahrain

Constitution, Heerema Marine Contractors – Netherland

Port of Salalah – Oman

Container Terminal, Le Havre – France