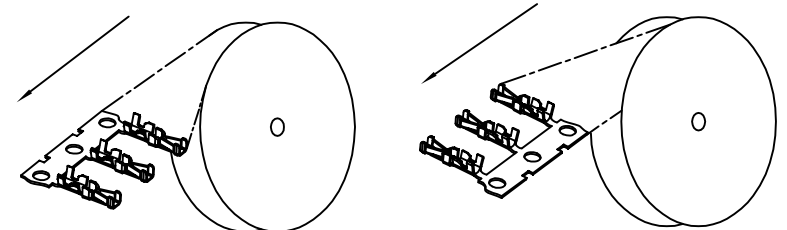
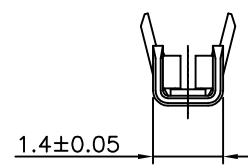
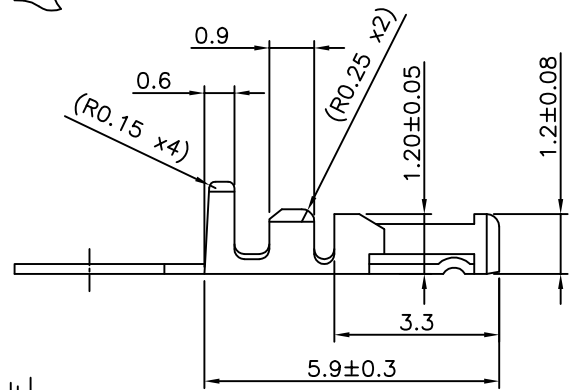
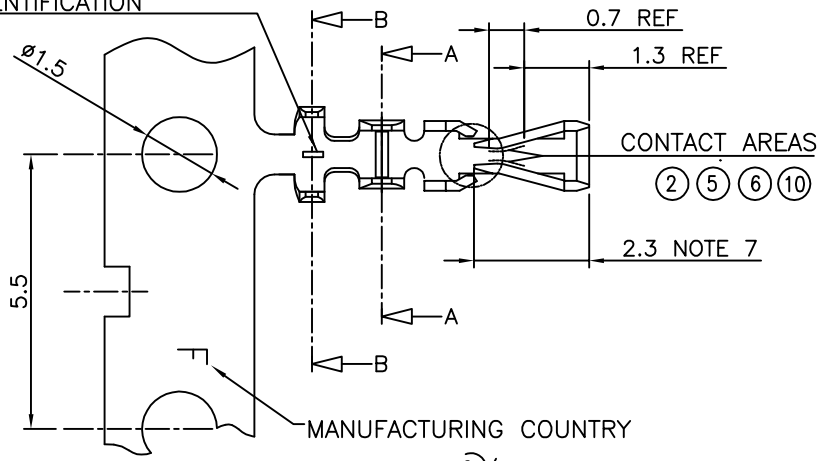


PRODUCT NO.	FINISH	REELING DIRECTION
77138-001LF	NOTE 2	FIG.1
77138-101LF	NOTE 6	FIG.1
77138-201LF	NOTE 5	FIG.1
77138-001REL	NOTE 2	FIG.2
77138-101REL	NOTE 6	FIG.2
77138-T01LF	NOTE 10	FIG.1

勝特力電材超市-龍山店 886-3-5773766
 勝特力電材超市-光復店 886-3-5729570
 勝特力電子(上海) 86-21-34970699
 勝特力電子(深圳) 86-755-83298787
<http://www.100y.com.tw>

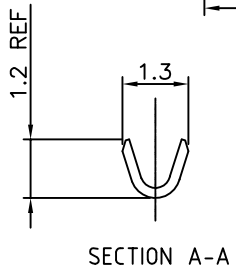
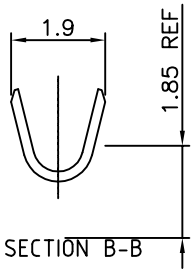


PROCESS IDENTIFICATION



NOTES

- 1 MATERIAL : PHOSPHOR BRONZE
- 2 FINISH : SELECTIVE GOLD PLATING 0.2μm MIN (CONTACT AREA) OVER 1.27μm Ni MIN
- 3 WIRE RANGE : AWG 26-30
- 4 GENERAL TOLERANCE : ±0.25
- 5 FINISH : SELECTIVE GOLD PLATING 0.5μm MIN (CONTACT AREA) OVER 1.27μm Ni MIN
- 6 FINISH : SELECTIVE GOLD PLATING 0.76μm MIN (CONTACT AREA) OVER 1.27μm Ni MIN
- 7 REMAINDER : - GOLD FLASH FOR 2, 5, 6
- 2.0-5.0μm TIN FOR 10
- a- UNDERPLATING 1.27μm Ni MIN ALL OVER
- 8 THIS PRODUCT MEETS EUROPEAN UNION DIRECTIVES AND OTHER COUNTRY REGULATIONS AS DESCRIBED IN GS-47-0004
- 9 CRIMP SPECIFICATION AS PER GS-20-058
- 10 FINISH : 2.0-5.0μm TIN ON CONTACT AREA. UNDERPLATING 1.27μm Ni MIN ALL OVER
- 11 PRODUCT SPECIFICATION : GS-12-415



mat'l. code		surface	tolerance	projection	product family
SEE NOTES		ISO 1302	ISO 406 ISO 1101		MINITEK
ltr	ecn no	dr	date	tolerances unless otherwise specified	title
S	F-22846	AMA	15.12.21	angles linear	CTW MINITEK
L	F08-0174	JCO	08.05.20	.X ±0.25 .XX ±0.15 .XXX ±0.05	AWG 26-30
M	F12-0004	JCO	12.01.04	linear	scale 5:1
N	F12-0088	JCO	12.07.23	dr L.MULIN	08.01.28
P	B-19188	LMU	14.10.24	engr J.COMPAGNON	08.01.28
R	F-21704	AMA	15.08.18	chr	
				appd J.CO	08.05.05
sheet	revision				
index	sheet				



Copyright FCI