

系列 Series

頁碼 Page

M23系列 Series

01/01-08

防護等級: IP67
 連接形式: 螺紋式鎖緊
 芯 數: 電源: 6, 8
 信號: 9, 12, 17, 19

[点击直达 >](#)



SF系列 Series

02/01-08

防護等級: IP67
 連接形式: 推入式快速鎖緊
 芯 數: SF6: 2-5 SF12: 2-9
 SF8: 2-8 SF16: 1-10
 SF10: 2-5 SF20: 1-15
 IP rating: IP67
 Coupling: push-pull
 No. of contact: SF6: 2-5 SF12: 2-9
 SF8: 2-8 SF16: 1-10
 SF10: 2-5 SF20: 1-15

[点击直达 >](#)



SA系列 Series

03/01-13

防護等級: IP67 IP rating: IP67
 連接形式: 推入式快速鎖緊 Coupling: push-pull
 芯 數: SA6: 2-5 SA16: 1-10
 No. of contact: SA8: 2-8 SA20: 1-15
 SA10: 2-5 SA24: 2-19
 SA12: 2-9 SA28: 2-35

[点击直达 >](#)



NEW SA24 信號、數據 Series

防護等級: IP67 IP rating: IP67
 連接形式: 推入式快速鎖緊 Coupling: push-pull
 芯 數: LC, RJ45, USB3.0, HDMI2.0
 No. of contact: LC, RJ45, USB3.0, HDMI2.0

ST系列 Series

04/01-02

防護等級: IP67
 連接形式: 螺紋式鎖緊
 芯 數: 2-9

[点击直达 >](#)



SP系列 Series

05/01-14

防護等級: IP68
 連接形式: 螺紋式鎖緊
 芯 數: SP11: 2-5 SP21: 1-15
 SP13: 2-9 SP25: 2-19
 SP17: 1-10 SP29: 2-35
 IP rating: IP68
 Coupling: threaded
 No. of contact: SP11: 2-5 SP21: 1-15
 SP13: 2-9 SP25: 2-19
 SP17: 1-10 SP29: 2-35

[点击直达 >](#)



系列 Series

页码 Page

SY系列 Series

06/01-14

防护等级: IP67 IP rating: IP67
 连接形式: 卡扣式锁紧 Coupling: bayonet
 芯数: SY11:2-5 SY21: 1-15
 No. of contact: SY13:2-9 SY25: 2-19
 SY17:1-10 SY29: 2-35

[点击直达 >](#)



NEW SY25 信号、数据 Series

防护等级: IP67
 连接形式: 卡扣式锁紧
 芯数: LC, RJ45,
 USB3.0, HDMI2.0

IP rating: IP67
 Coupling: bayonet
 No. of contact: LC, RJ45,
 USB3.0, HDMI2.0

WA22系列 Series

07/01-03

防护等级: IP67
 连接形式: 螺纹式锁紧
 芯数: 3+PE, 6+PE

[点击直达 >](#)



IP rating: IP67
 Coupling: threaded
 No. of contact: 3+PE, 6+PE

WAC3系列 Series

08/01-02

防护等级: IP65
 连接形式: 卡扣式锁紧
 芯数: 3

[点击直达 >](#)



IP rating: IP65
 Coupling: bayonet
 No. of contact: 3

RJ45F系列 Series

09/01-02

防护等级: IP67
 连接形式: 卡扣式锁紧

[点击直达 >](#)



IP rating: IP67
 Coupling: bayonet

WP系列 Series

10/01-02

防护等级: IP44, IP55
 连接形式: 卡扣式锁紧
 芯数: 1-15

[点击直达 >](#)



IP rating: IP44, IP55
 Coupling: bayonet
 No. of contact: 1-15

系列 Series

页码 Page

WT系列 Series

11/01-02

连接形式：卡扣式锁紧
芯 数：3、5

[点击直达 >](#)

IP rating: for indoor only
Coupling: bayonet
No. of contact: 3, 5



WL52系列 Series

12/01-06

防护等级：IP66、IP67
连接形式：螺纹式锁紧
芯 数：19

[点击直达 >](#)

IP rating: IP66, IP67
Coupling: threaded
No. of contact: 19



WD系列 Series

13/01-02

防护等级：IP55、IP65
链接形式：螺纹式锁紧
芯 数：4、15

[点击直达 >](#)

IP rating: IP55, IP65
Coupling: threaded
No. of contact: 4, 15



WB系列 Series

14/01-03

链接形式：螺纹式锁紧
芯 数：4、7

[点击直达 >](#)

IP rating: for indoor only
Coupling: threaded
No. of contact: 4, 7



WS系列 Series

15/01-09

连接形式：螺纹式锁紧
芯 数：1-61

[点击直达 >](#)

IP rating: for indoor only
Coupling: threaded
No. of contact: 1-61



系列 Series

页码 Page

WF系列 Series

16/01-10

防护等级: IP55、IP65、IP67
连接形式: 螺纹式锁紧
芯 数: 1-61

[点击直达 >](#)

IP rating: IP55, IP65, IP67
Coupling: threaded
No. of contact: 1-61



WY16-55 系列 Series

17/01-12

防护等级 (IP rating): IP55、IP65、IP66、IP67
连接形式 (Coupling): 卡扣式锁紧 (bayonet)
芯 数 (No. of contact): 1-61

[点击直达 >](#)

NEW WY12 Series

防护等级: IP67
连接形式: 卡扣式锁紧
芯 数: 2-9

IP rating: IP67
Coupling: bayonet
No. of contact: 2-9

NEW WY24 信号、数据 Series

防护等级: IP67
连接形式: 卡扣式锁紧
插 芯: LC、RJ45、USB3.0、HDMI2.0
IP rating: IP67
Coupling: bayonet
No. of contact: LC, RJ45, USB3.0, HDMI2.0



电器附件 Electrical accessories

18/01-04

PG电缆接头
金属软管接头
接线盒

[点击直达 >](#)

Cable gland
Adapter
Junction-box



焊接插芯参数 Solder contact spec

19/01-02

用于SA、SF、SP、SY、WB、WD、WP、
ST、WL、WS、WF、WY系列

[点击直达 >](#)

For SA, SF, SP, SY, WB, WD, WP,
ST, WL, WS, WF, WY series



系列 Series

页码 Page

压接插芯及工具参数 Crimp contact spec and tool

20/01-05

用于SA、SF、SP、SY、WP、
WS、WF、WY系列

[点击直达 >](#)

For SA, SF, SP, SY, WP,
WS, WF, WY series



螺丝压接芯件参数 Screw contact spec

21/01-02

用于SP、SY、SF、SA、WP、WS、WF、WY系列

[点击直达 >](#)

For SP, SY, SF, SA, WP, WS, WF, WY series



IP67



● M23系列-电源 M23 for power

材料和技术参数

Material and spec

外壳材料	Shell material	锌基合金(镀镍) Zinc alloy with nickel plating
接触件材料	Contact material	铜镀金 Brass with gold plating
绝缘体	Insert material	PA66
绝缘电阻	Insulation resistance	$>10^{13} \text{ m}\Omega$
接线方式	Termination	压接 Crimp
温度范围	Temperature range	$-40^{\circ}\text{C} \sim +125^{\circ}\text{C}$
接插次数	Mating cycle	1000
电缆直径	Cable outer diameter range	I: 4-8mm (订制 Special order) II: 8-13mm (标配 Standard) III: 12-17mm (订制 Special order)
防护等级	IP rating	IP67
接插方式	Coupling	螺纹锁紧 Threaded coupling



公针直式电缆插头

Male contact
cable connector

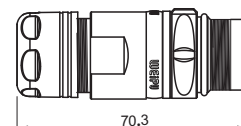
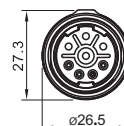
M23DJ TK

芯数
Number of contact

颜色
灰色: GY (标配)
黑色: BK (订制), 橙色: OG (订制)
蓝色: BU (订制), 绿色: GN (订制)
紫色: PL (订制)

— 电缆直径 Cable outer diameter range
I: 4-8mm (订制 Special order) II: 8-13mm (标配 Standard)
III: 12-17mm (订制 Special order)

S:屏蔽 Shield
U:不带屏蔽 Unshielded



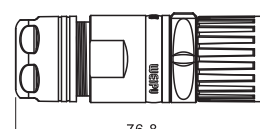
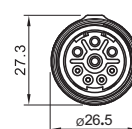
Colour
Gray: GY (Standard)
Black: BK (Special order), Orange: OG (Special order)
Blue: BU (Special order), Green: GN (Special order)
Purple: PL (Special order)



母针直式电缆插头

Female contact
cable connector

M23DK TK





公针直式方形法兰插座

Male contact
square flange receptacle

M23DJ_Z

芯数
Number of contact

颜色

灰色: GY (标配)

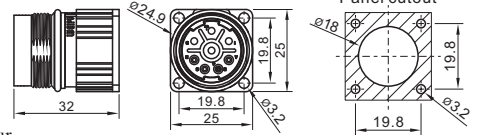
黑色: BK (订制)

蓝色: BU (订制)

紫色: PL (订制)

橙色: OG (订制)

绿色: GN (订制)



Colour

Gray: GY (Standard)

Black: BK (Special order), Orange: OG (Special order)

Blue: BU (Special order), Green: GN (Special order)

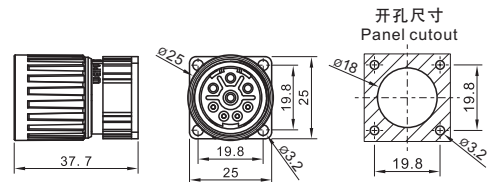
Purple: PL (Special order)



母针直式方形法兰插座

Female contact
square flange receptacle

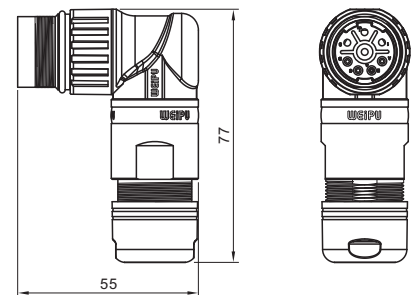
M23DK_Z_



公针弯式电缆插头

Male contact
angled cable connector

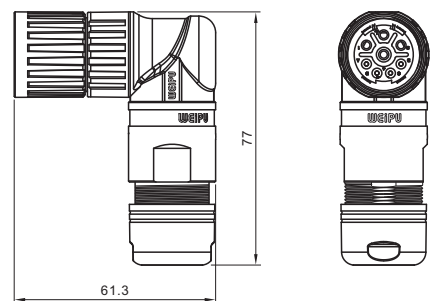
M23DJ_TL_ _ _



母针弯式电缆插头

Female contact
angled cable connector

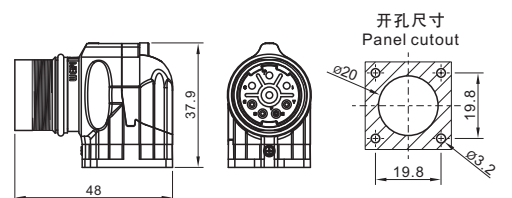
M23DK_TL_ _ _



公针弯式方形法兰插座

Male contact angled
square flange receptacle

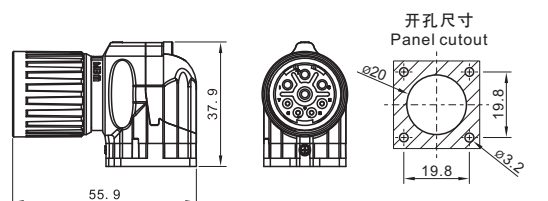
M23DJ_ZL_ _



母针弯式方形法兰插座


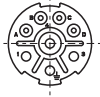
Female contact angled
square flange receptacle

M23DK_ZL_ _



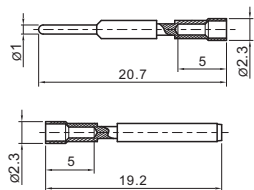
M23系列电源芯件参数表 M23 for power contact arrangement and spec

01

公端绝缘体正面图 Male contact face view	芯数 Number of contact	接触件直径 Contact diameter (mm)	额定电压 Rated voltage (AC.V)	额定电流 Rated current (A)	耐压 Test voltage (AC.V)1min
	6(5+PE)	∅2	600	28	4000
	8(3+4+PE)	∅1×4 ∅2×4	300 600	8 28	2500

8A压接插针 8A Crimp contact

※接触直径: $\varnothing 1$
 Contact diameter: $\varnothing 1$
 ※材料: 铜镀金
 Material: Brass with gold plating



8A压接公插针 8A Male crimp contact

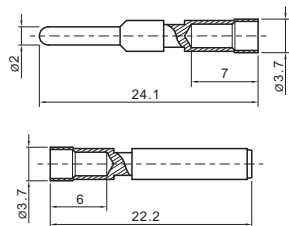
线规 Wire size	剥线长度 Stripping length	压接公插针 Male crimp contact p/n	压接工具 Crimping tool p/n
0.08-0.5mm ² AWG 28-20	4mm	YJ1-20.7-0.56AU	CTW-0.14/4
0.25-1.0mm ² AWG 23-17	4mm	YJ1-20.7-1.0AU	CTW-0.14/4

8A冷压母插针 8A Female crimp contact

线规 Wire size	剥线长度 Stripping length	压接母插针 Female crimp contact p/n	压接工具 Crimping tool p/n
0.08-0.5mm ² AWG 28-10	4mm	YK1-19.2-0.56AU	CTW-0.14/4
0.25-1.0mm ² AWG 23-17	4mm	YK1-19.2-1.0AU	CTW-0.14/4

28A压接插针 28A Crimp contact

※接触直径: $\varnothing 2$
 Contact diameter: $\varnothing 2$
 ※材料: 铜镀金
 Material: Brass with gold plating



28A压接公插针 28A Male crimp contact

线规 Wire size	剥线长度 Stripping length	压接公插针 Male crimp contact p/n	压接工具 Crimping tool p/n
0.08-0.5mm ² AWG 28-20	7mm	YJ2-24.1-0.56AU	CTW-0.14/4
1-2.5mm ² AWG 18-13	7mm	YJ2-24.1-2.5AU	CTW-0.14/4
2.5-4mm ² AWG 13-12	7mm	YJ2-24.1-4.0AU	CTW-0.14/4

28A压接母插针 28A Female crimp contact

线规 Wire size	剥线长度 Stripping length	压接母插针 Female crimp contact p/n	压接工具 Crimping tool p/n
0.08-0.5mm ² AWG 28-20	6mm	YK2-22.2-0.56AU	CTW-0.14/4
1-2.5mm ² AWG 18-13	6mm	YK2-22.2-2.5AU	CTW-0.14/4
2.5-4mm ² AWG 13-12	6mm	YK2-22.2-4.0AU	CTW-0.14/4

压接工具 Crimp tool

用于插针的压接
 For crimping the male / female contacts



型号 Part number	压线范围 Crimping wire range
CTW-0.14/4	0.14-4mm ² AWG 25-11

IP67



● M23系列-信号 M23 for signal

材料和技术参数 Material and spec

外壳材料	Shell material	锌基合金(镀镍) Zinc alloy with nickel plating
接触件材料	Contact material	铜镀金 Brass with gold plating
绝缘体	Insert material	PA66
绝缘电阻	Insulation resistance	9、12 针 pins: $>10^{10}$ m Ω 17、19 针 pins: $>10^6$ m Ω
接线方式	Termination	压接 Crimp
温度范围	Temperature range	-40℃~+125℃
接插次数	Mating cycle	1000
电缆直径	Cable outer diameter range	I: 4-8mm (订制 Special order) II: 8-13mm (标配 Standard) III: 12-17mm (订制 Special order)
防护等级	IP rating	IP67
接插方式	Coupling	螺纹锁紧 Threaded coupling

公针直式电缆插头

Male contact
cable connector

M23SJ TK

芯数
Number of contact



键槽(见第P01-07页)

N: 灰色(标配), S: 黑色(订做)

H: 橙色(订做), X: 蓝色(订做)

Y: 绿色(订做), Z: 紫色(订做)

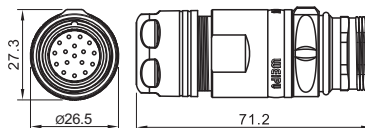
电缆直径 Cable outer diameter range

I: 4-8mm (订制 Special order) II: 8-13mm (标配 Standard)

III: 12-17mm (订制 Special order)

S: 屏蔽 Shield

U: 不带屏蔽 Unshielded



Coded chuck (See P01-07)

N: Gray (Standard), S: Black (Special order)

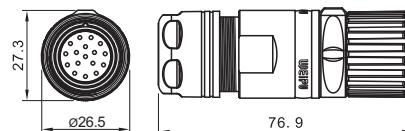
H: Orange (Special order), X: Blue (Special order)

Y: Green (Special order), Z: Purple (Special order)

母针直式电缆插头

Female contact
cable connector

M23SK TK ___



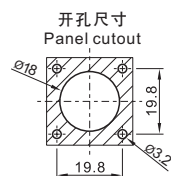
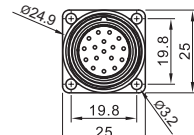


公针直式方形法兰插座
Male contact square flange receptacle

M23SJ_Z

芯数
Number of contact

键槽 (见第P01-07页)
N: 灰色(标配), S: 黑色(订做)
H: 橙色(订做), X: 蓝色(订做)
Y: 绿色(订做), Z: 紫色(订做)

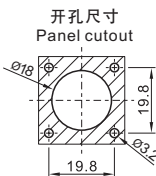
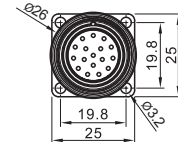
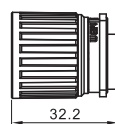


Coded chuck (See P01-07)
N: Gray (Standard), S: Black (Special order)
H: Orange (Special order), X: Blue (Special order)
Y: Green (Special order), Z: Purple (Special order)



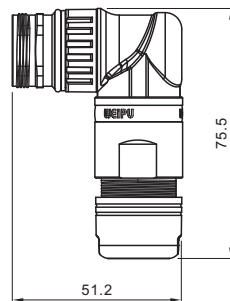
母针直式方形法兰插座
Female contact square flange receptacle

M23SK_Z_



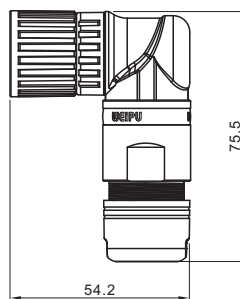
公针弯式电缆插头
Male contact angled cable connector

M23SJ_TL_ _ _



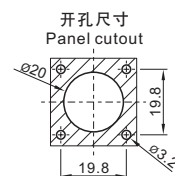
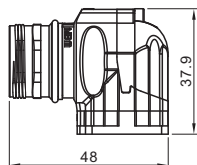
母针弯式电缆插头
Female contact angled cable connector

M23SK_TL_ _ _



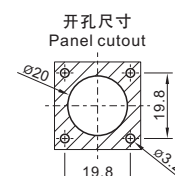
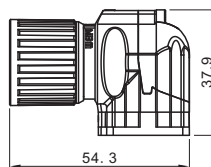
公针弯式方形法兰插座
Male contact angled square flange receptacle

M23SJ_ZL_



母针弯式方形法兰插座
Female contact angled square flange receptacle

M23SK_ZL_




M23系列信号芯件参数表 M23 for signal contact arrangement and spec

01

公端绝缘体正面图 Male contact face view	芯数 Number of contact	接触件直径 Contact diameter (mm)	额定电压 Rated voltage (AC.V)	额定电流 Rated current (A)	耐压 Test voltage (AC.V)1min
	9(8+1)	∅1 8 ∅2 1	300	8 20	2500
	12	∅1 12	300	8	2500
	17	∅1 17	150	8	1500
	19(16+3)	∅1 16 ∅1.5 3	150	8 10	1500

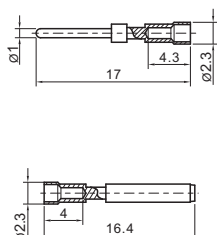
接触件芯数 Number of Contact	可选接插角度 Optional Angle	编码槽 Coded Chuck
9	N, S, H, X, Y	 公端/标准插拔面 Male contact face view 母端/标准插拔面 Female contact face view
12	N, S, H, X, Y, Z	
17	N, S, H, X, Y, Z	
19	N, S, H, X, Y	

编码N在原始状态是打开的，运用其它的编码请打开编码卡头
Code N is open in original state, if you need to use another, please open the coded chuck head.



8A压接插针 8A Crimp contact

※接触直径: $\phi 1$
Contact diameter: $\phi 1$
※材料: 铜镀金
Material: Brass with gold plating



8A压接公插针 8A Male crimp contact

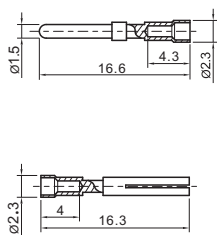
线规 Wire size	剥线长度 Stripping length	压接公插针 Male crimp contact p/n	压接工具 Crimping tool p/n
0.08-0.5mm ² AWG 28-20	4mm	YJ1-17-0.56AU	CTW-0.14/4
0.56-1mm ² AWG 20-17	4mm	YJ1-17-1.0AU	CTW-0.14/4
1-1.5mm ² AWG 17-16	4mm	YJ1-17-1.5AU	CTW-0.14/4

8A冷压母插针 8A Female crimp contact

线规 Wire size	剥线长度 Stripping length	压接母插针 Female crimp contact p/n	压接工具 Crimping tool p/n
0.08-0.5mm ² AWG 28-20	4mm	YK1-16.4-0.56AU	CTW-0.14/4
0.56-1mm ² AWG 20-17	4mm	YK1-16.4-1.0AU	CTW-0.14/4
1-1.5mm ² AWG 17-16	4mm	YK1-16.4-1.5AU	CTW-0.14/4

10A压接插针 10A Crimp contact

※接触直径: $\phi 1.5$
Contact diameter: $\phi 1.5$
※材料: 铜镀金
Material: Brass with gold plating



10A压接公插针 10A Male crimp contact

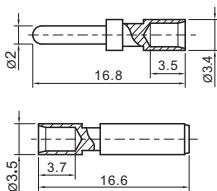
线规 Wire size	剥线长度 Stripping length	压接公插针 Male crimp contact p/n	压接工具 Crimping tool p/n
0.14-0.5mm ² AWG 26-20	4mm	YJ1.5-16.6-0.56AU	CTW-0.14/4
0.5-1mm ² AWG 20-17	4mm	YJ1.5-16.6-1.0AU	CTW-0.14/4
1-1.5mm ² AWG 17-16	4mm	YJ1.5-16.6-1.5AU	CTW-0.14/4

10A压接母插针 10A Female crimp contact

线规 Wire size	剥线长度 Stripping length	压接母插针 Female crimp contact p/n	压接工具 Crimping tool p/n
0.14-0.5mm ² AWG 26-20	4mm	YK1.5-16.3-0.56AU	CTW-0.14/4
0.56-1mm ² AWG 20-17	4mm	YK1.5-16.3-1.0AU	CTW-0.14/4
1-1.5mm ² AWG 17-16	4mm	YK1.5-16.3-1.5AU	CTW-0.14/4

20A压接插针 20A Crimp contact

※接触直径: $\phi 2$
Contact diameter: $\phi 2$
※材料: 铜镀金
Material: Brass with gold plating



20A压接公插针 20A Male crimp contact

线规 Wire size	剥线长度 Stripping length	压接公插针 Male crimp contact p/n	压接工具 Crimping tool p/n
0.75-2.5mm ² AWG 18-13	3.5mm	YJ2-16.8-2.5AU	CTW-0.14/4

20A压接母插针 20A Female crimp contact

线规 Wire size	剥线长度 Stripping length	压接母插针 Female crimp contact p/n	压接工具 Crimping tool p/n
0.75-2.5mm ² AWG 18-13	3.5mm	YK2-16.6-2.5AU	CTW-0.14/4

压接工具 Crimp tool

用于插针的压接
For crimping the male / female contacts

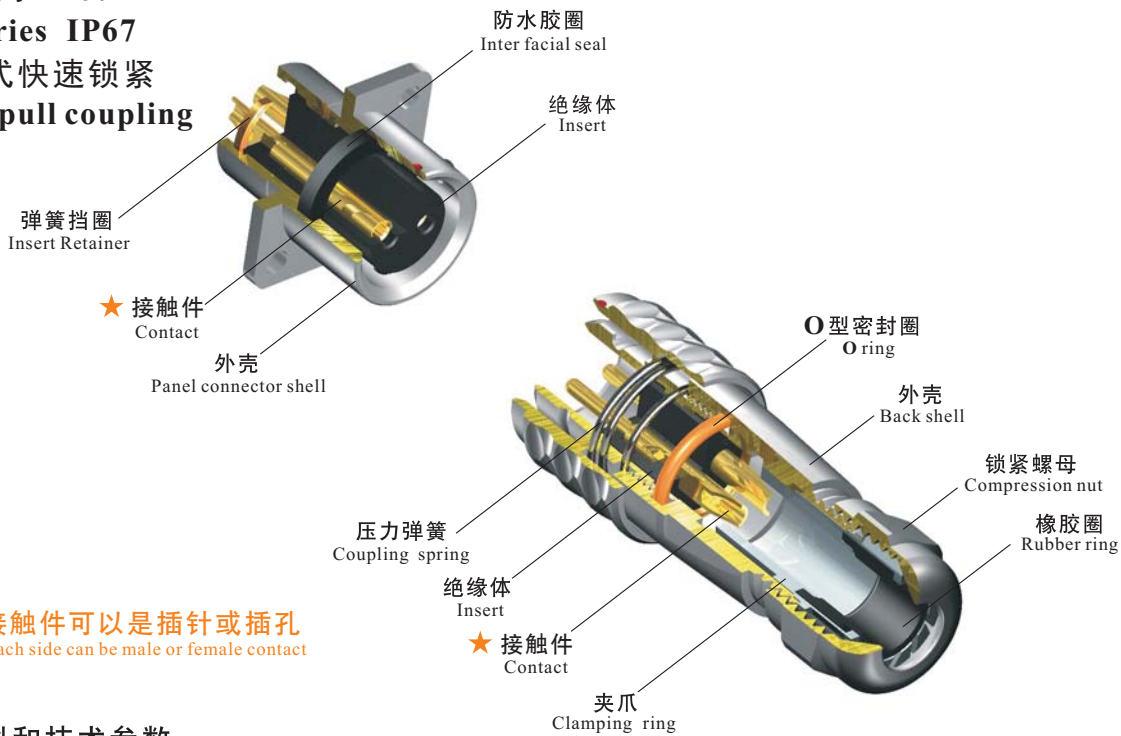


型号 Part number	压线范围 Crimping wire range
CTW-0.14/4	0.14-4mm ² AWG 25-11

IP67



- SF 系列 IP67
- SF Series IP67
- 推入式快速锁紧
- Push-pull coupling



★ 接触件可以是插针或插孔
Each side can be male or female contact

材料和技术参数 Material and spec

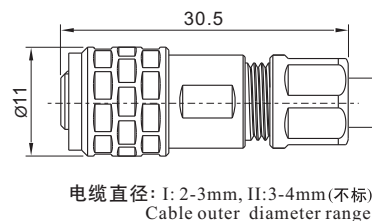
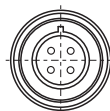
接插方式	Coupling	推入式快速锁紧	Push-pull
外壳材料	Shell material	铜镀铬	Brass with chrome plating
绝缘体	Insert material	热塑性塑料 PPS 耐高温 260℃	PPS max temperature 260 °C
接触件材料	Contact material	铜镀金	Brass with gold plating
接线方式	Termination	焊接: SF6, SF8, SF10, SF12, SF16, SF20, SF24 压接: SF16, SF20, SF24 螺丝压接: SF20, SF24 (Ø2.5mm插针)	Solder: SF6, SF8, SF10, SF12, SF16, SF20, SF24 Crimp: SF16, SF20, SF24 Screw: SF20, SF24 (Ø2.5mm contact)
电缆直径	Cable outer diameter range	SF6: I: 2-3mm, II: 3-4mm(不标) SF8: I: 3-4mm, II: 4-5mm(不标) SF10: I: 3-4mm, II: 4-6.5mm(不标) SF12: I: 4-6.5mm(不标), II: 5-8mm	SF16: I: 5-8mm(不标), II: 8-12mm SF20: I: 5-9mm, II: 8-12mm(不标)
防护等级	IP rating	IP67	
接插次数	Mating cycle	500	
温度范围	Temperature range	-40℃ ~ +85℃	
绝缘电阻	Insulation resistance	2000MΩ	

SF6 Series



电缆插头
与SF611B、SF612B、SF615B相配

Cable connector
Mate with SF611B, SF612B,
SF615B



SF610B/P — SF610B/S
插针 Male contact

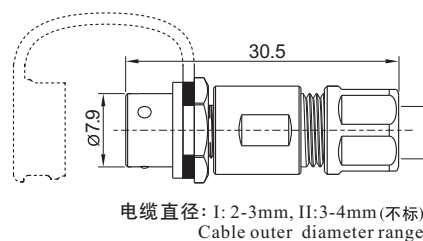
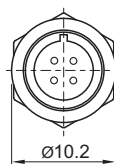
电缆直径: Cable outer diameter range
I: 2-3mm, II: 3-4mm(不标)
芯数 Number of contact
插孔 Female contact

电缆直径: I: 2-3mm, II: 3-4mm(不标)
Cable outer diameter range



电缆对接插座
与SF610B相配

In-line cable connector
Mate with SF610B



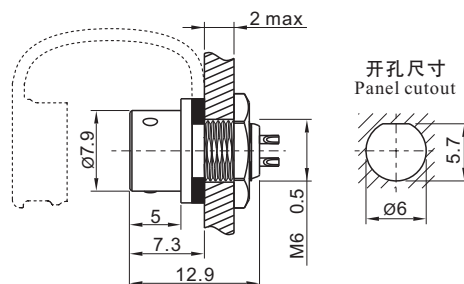
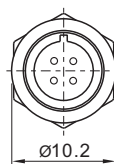
SF611B/P — SF611B/S —

电缆直径: I: 2-3mm, II: 3-4mm(不标)
Cable outer diameter range



后螺母插座
与SF610B相配

Rear-nut mount
Mate with SF610B



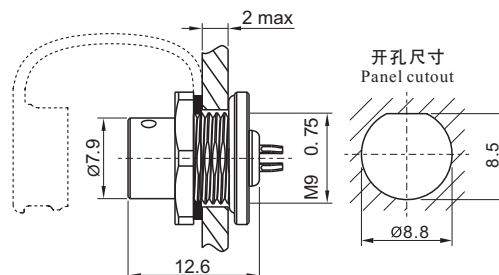
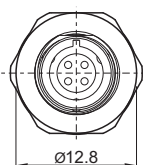
SF612B/P — SF612B/S —

开孔尺寸
Panel cutout



前螺母插座
与SF610B相配

Front-nut mount
Mate with SF610B



SF615B/P — SF615B/S —

开孔尺寸
Panel cutout

焊接芯件参数 Solder contact spec

芯数 Number of contact	2	3	4	5
公端绝缘体正面图 Male contact face view				
额定电流 (A) Rated current (A)	3	3	3	3
接触件直径(mm) Contact diameter(mm)	Ø0.6 2	Ø0.6 3	Ø0.6 4	Ø0.6 5
工作电压 (AC.V) Rated voltage (AC.V)	30	30	30	30
耐压 (AC.V) 1 min Test voltage(AC.V) 1 min	500	500	500	500
接触电阻 (mΩ) Contact resistance(mΩ)	10	10	10	10
线规 (mm ² /AWG) Wire size (mm ² /AWG)	≤ 0.5/20	≤ 0.5/20	≤ 0.5/20	≤ 0.5/20

SF8 Series



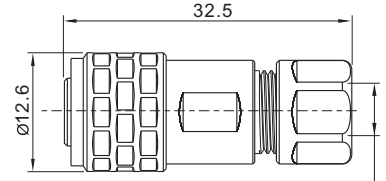
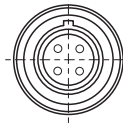
电缆插头
与SF811B、SF812B、SF815B相配

Cable connector
Mate with SF811B, SF812B,
SF815B

SF810B/P — SF810B/S

插针 Male contact

电缆直径: Cable outer diameter range
I: 3-4mm, II: 4-5mm(不标)
芯数 Number of contact
插孔 Female contact



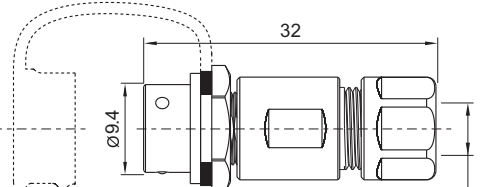
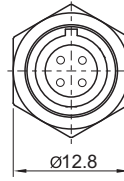
电缆直径: I: 3-4mm, II: 4-5mm(不标)
Cable outer diameter range



电缆对接插座
与SF810B相配

In-line cable connector
Mate with SF810B

SF811B/P — SF811B/S



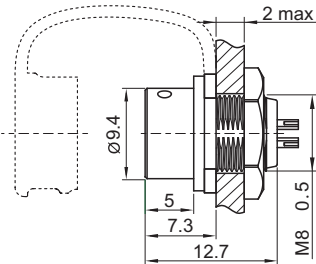
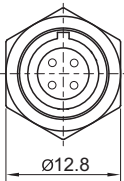
电缆直径: I: 3-4mm, II: 4-5mm(不标)
Cable outer diameter range



后螺母插座
与SF810B相配

Rear-nut mount
Mate with SF810B

SF812B/P — SF812B/S



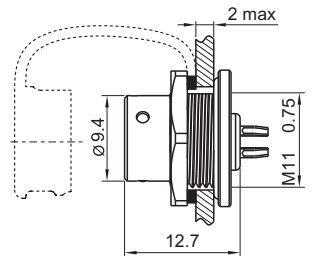
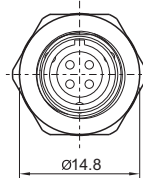
开孔尺寸
Panel cutout



前螺母插座
与SF810B相配

Front-nut mount
Mate with SF810B

SF815B/P — SF815B/S



开孔尺寸
Panel cutout

焊接芯件参数 Solder contact spec

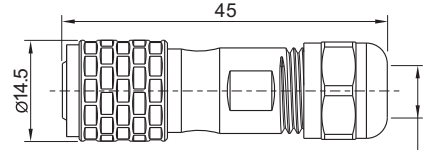
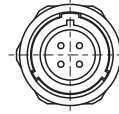
芯数 Number of contact	2	3	4	6	8
公端绝缘体正面图 Male contact face view					
额定电流 (A) Rated current (A)	5	5	3	3	3
接触件直径(mm) Contact diameter(mm)	Ø1×2	Ø1×3	Ø0.6×4	Ø0.6×6	Ø0.6×8
工作电压 (AC.V) Rated voltage (AC.V)	125	125	30	30	30
耐压 (AC.V) 1 min Test voltage(AC.V) 1 min	1000	1000	500	500	500
接触电阻 (mΩ) Contact resistance(mΩ)	5	5	10	10	10
线规 (mm ² /AWG) Wire size (mm ² /AWG)	≤0.75/18	≤0.75/18	≤0.5/20	≤0.5/20	≤0.5/20

SF10 Series



电缆插头
与SF1011、SF1012、SF1015相配

Cable connector
Mate with SF1011, SF1012,
SF1015



SF1010 / P — SF1010 / S —
插针 Male contact
插孔 Female contact

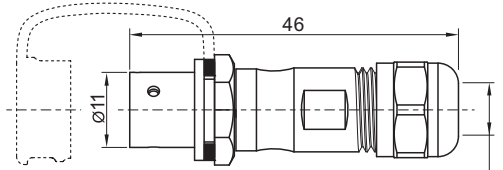
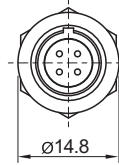
电缆直径: Cable outer diameter range
I: 3-4mm, II: 4-6.5mm (不标)
芯数 Number of contact
插孔 Female contact

电缆直径: I: 3-4mm, II: 4-6.5mm(不标)
Cable outer diameter range



电缆对接插座
与SF1010相配

In-line cable connector
Mate with SF1010



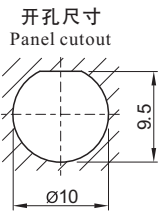
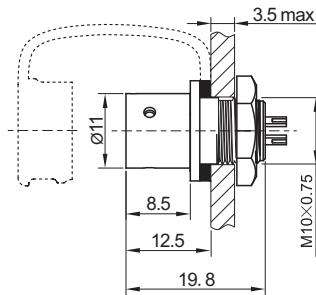
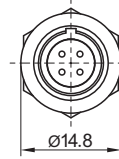
SF1011 / P — SF1011 / S —

电缆直径: I: 3-4mm, II: 4-6.5mm(不标)
Cable outer diameter range



后螺母插座
与SF1010相配

Rear-nut mount
Mate with SF1010

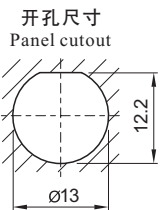
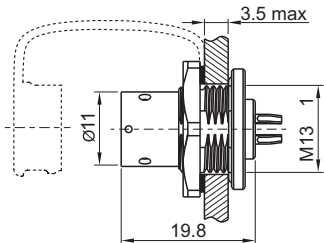
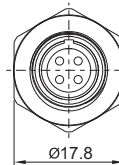


SF1012 / P — SF1012 / S —



前螺母插座
与SF1010相配

Front-nut mount
Mate with SF1010



SF1015 / P — SF1015 / S —

焊接芯件参数 Solder contact spec

芯数 Number of contact	2	3	4	5
公端绝缘体正面图 Male contact face view				
额定电流 (A) Rated current (A)	5	5	3	3
接触件直径(mm) Contact diameter(mm)	Ø1×2	Ø1×3	Ø0.7×4	Ø0.7×5
工作电压 (AC.V) Rated voltage (AC.V)	180	180	125	125
耐压 (AC.V) 1 min Test voltage(AC.V) 1 min	1000	1000	1000	1000
接触电阻 (mΩ) Contact resistance(mΩ)	5	5	10	10
线规 (mm ² /AWG) Wire size (mm ² /AWG)	≤0.75/18	≤0.75/18	≤0.5/20	≤0.5/20

SF12 Series

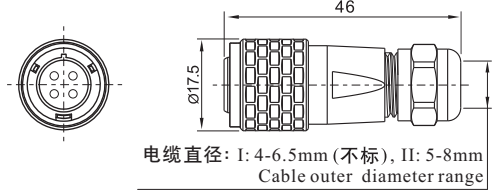
**SF
12**



电缆插头
与SF1211、SF1212、SF1213、SF1215相配
Cable connector
Mate with SF1211, SF1212, SF1213, SF1215

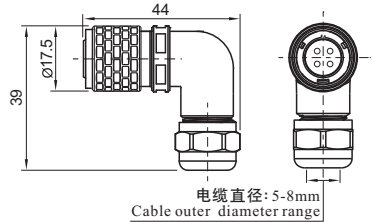
SF1210 / P — SF1210 / S —
插针 Male contact

电缆外径 Cable outer diameter
I: 4-6.5mm (不标), II: 5-8mm
芯数 Number of contact
插孔 Female contact



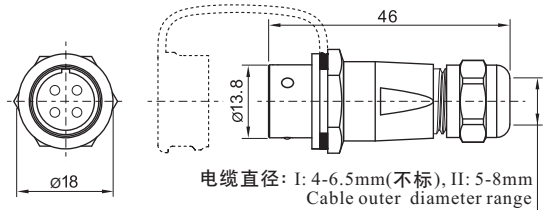
弯式电缆插头
与SF1211、SF1212、SF1213、SF1215相配
Angled cable connector
Mate with SF1211, SF1212, SF1213, SF1215

SF1214 / P-II SF1214 / S-II



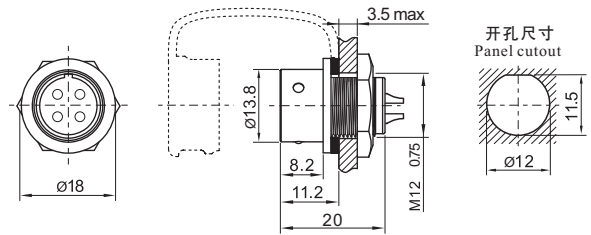
电缆对接插座
与SF1210、SF1214相配
In-line cable connector
Mate with SF1210, SF1214

SF1211 / P — SF1211 / S —



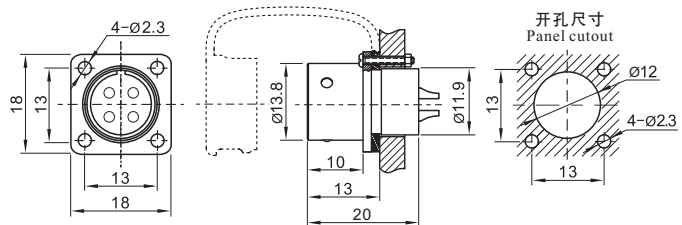
后螺母插座
与SF1210、SF1214相配
Rear-nut mount
Mate with SF1210, SF1214

SF1212 / P — SF1212 / S —
芯数 Number of contact



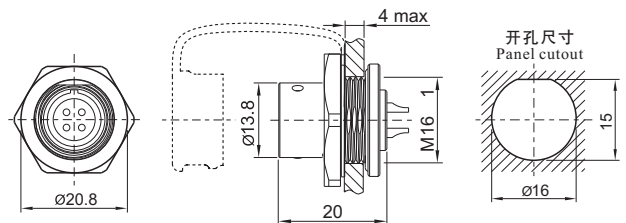
方形法兰插座
与SF1210、SF1214相配
Square flange
Mate with SF1210, SF1214

SF1213 / P — SF1213 / S —



前螺母插座
与SF1210、SF1214相配
Front-nut mount
Mate with SF1210, SF1214

SF1215 / P — SF1215 / S —



焊接芯件参数 Solder contact spec

芯数 Number of contact	2	3	4	5	6	7	9
公端绝缘体正面图 Male contact face view							
额定电流 (A) Rated current (A)	13	13	5	5	5	5	3
接触件直径(mm) Contact diameter(mm)	Ø1.6X2	Ø1.6X3	Ø1X4	Ø1X5	Ø1X6	Ø1X7	Ø0.7X9
工作电压 (AC.V) Rated voltage (AC.V)	250	250	200	180	125	125	125
耐压 (AC.V) 1 min Test voltage(AC.V) 1 min	1500	1500	1500	1000	1000	1000	1000
接触电阻 (mΩ) Contact resistance (mΩ)	2.5	2.5	5	5	5	5	10
线规 (mm²/AWG) Wire size (mm²/AWG)	≤2/14	≤2/14	≤0.75/18	≤0.75/18	≤0.75/18	≤0.75/18	≤0.5/20

SF12 Series

SF
12

02



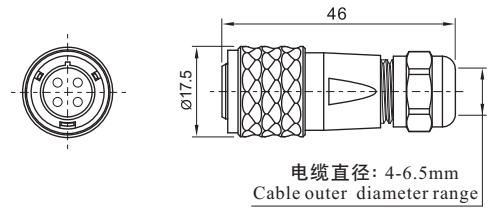
电缆插头
与SF1211、SF1212、SF1213相配

Cable connector
Mate with SF1211, SF1212,
SF1213

SF1210 / P — SF1210 / S —

插针 Male contact

(U): LISTED
芯数 Number of contact
插孔 Female contact

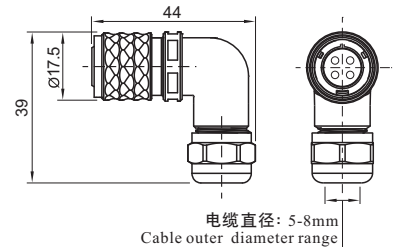


弯式电缆插头
与SF1211、SF1212、SF1213相配

Angled cable connector
Mate with SF1211, SF1212, SF1213

SF1214 / P — II — SF1214 / S — II —

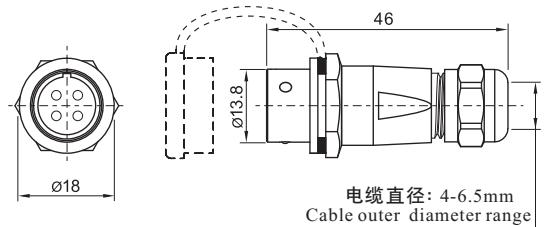
(U): LISTED



电缆对接插座
与SF1210、SF1214相配

In-line cable connector
Mate with SF1210, SF1214

SF1211 / P — SF1211 / S —

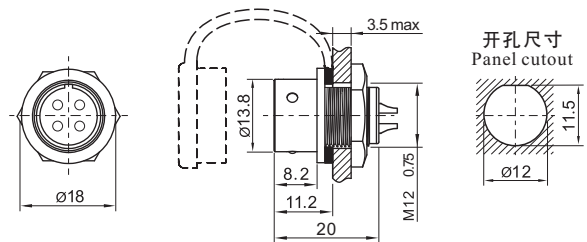


后螺母插座
与SF1210、SF1214相配

Rear-nut mount
Mate with SF1210,
SF1214

SF1212 / P — SF1212 / S —

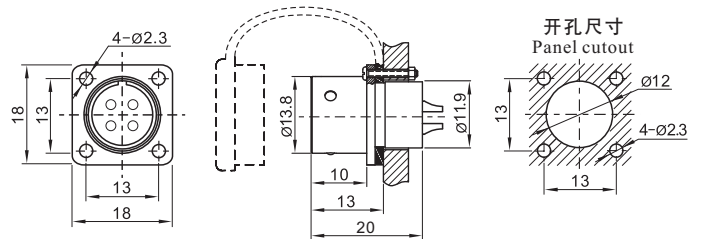
(U): LISTED
芯数 Number of contact



方方法兰插座
与SF1210、SF1214相配

Square flange
Mate with SF1210,
SF1214

SF1213 / P — SF1213 / S —



焊接芯件参数 Solder contact spec

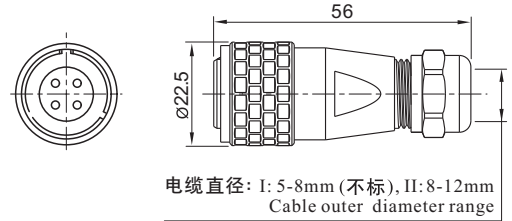
芯数 Number of contact	4	5	6	7
公端绝缘体正面图 Male contact face view				
额定电流 (A) Rated current (A)	5	5	5	5
接触件直径(mm) Contact diameter(mm)	Ø1X4	Ø1X5	Ø1X6	Ø1X7
工作电压 (AC.V) Rated voltage (AC.V)	300	300	300	300
耐压 (AC.V) 1 min Test voltage(AC.V) 1 min	1500	1000	1000	1000
接触电阻 (mΩ) Contact resistance (mΩ)	5	5	5	5
线规 (AWG) Wire size (AWG)	18	18	18	18



电缆插头
与SF1611、SF1612、SF1613、SF1615相配
Cable connector
Mate with SF1611, SF1612,
SF1613, SF1615

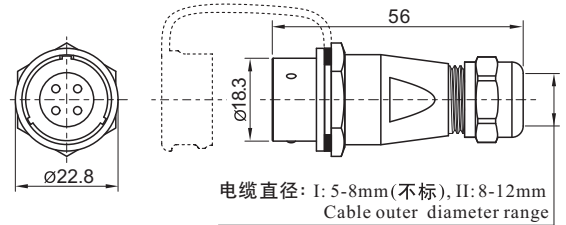
SF1610 / P — — SF1610 / S — —
插针 Male contact

1: 焊接(不标), 3: 压接
1: solder, 3: crimp
电缆外径 Cable outer diameter
I: 5-8mm (不标), II: 8-12mm
芯数 Number of contact
插孔 Female contact



电缆对接插座
与SF1610相配
In-line cable connector
Mate with SF1610

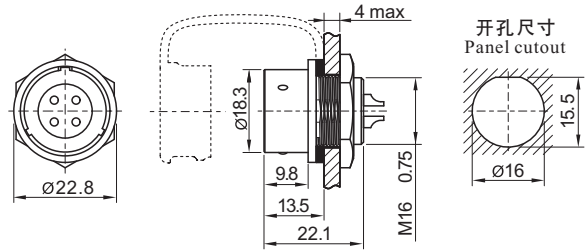
SF1611 / P — — SF1611 / S — —



后螺母插座
与SF1610相配
Rear-nut mount
Mate with SF1610

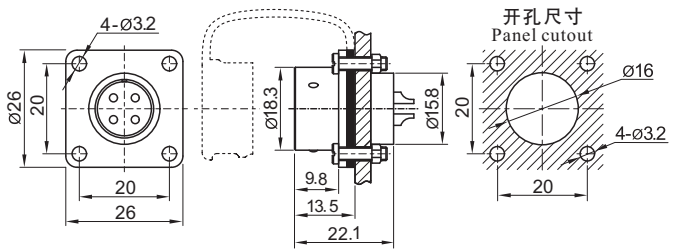
SF1612 / P — — SF1612 / S — —

1: 焊接(不标), 3: 压接
1: solder, 3: crimp
芯数 Number of contact



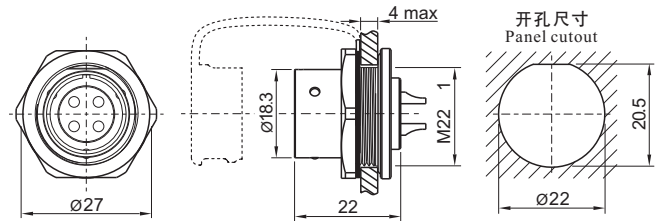
方形法兰插座
与SF1610相配
Square flange
Mate with SF1610

SF1613 / P — — SF1613 / S — —



前螺母插座
与SF1610相配
Front-nut mount
Mate with SF1610

SF1615 / P — — SF1615 / S — —



焊接芯件参数 Solder contact spec

★ 压接芯件参数表在P20页

Crimp contact spec see P20

芯数 Number of contact	2	3	4	2B	3B	4B	5	7	9	10
公端绝缘体正面图 Male contact face view										
额定电流 (A) Rated current (A)	10	10	5	15	15	15	5	5	5	5
接触件直径(mm) Contact diameter(mm)	Ø1.5X2	Ø1.5X3	Ø1X4	Ø2X2	Ø2X3	Ø2X4	Ø1X5	Ø1X7	Ø1X9	Ø1X10
工作电压 (AC.V) Rated voltage (AC.V)	500	500	500	500	500	500	500	400	400	400
耐压 (AC.V) 1 min Test voltage(AC.V) 1 min	1500	1500	1500	1500	1500	1500	1500	1200	1200	1200
接触电阻 (mΩ) Contact resistance (mΩ)	2.5	2.5	5	2.5	2.5	2.5	5	5	5	5
线规 (mm²/AWG) Wire size (mm²/AWG)	≤2/14	≤2/14	≤0.75/18	≤2/14	≤2/14	≤2/14	≤0.75/18	≤0.75/18	≤0.75/18	≤0.75/18

SF20 Series

**SF
20**

02



SF2010/P **SF2010/S**

插针 Male contact

电缆插头
与SF2011、SF2012、SF2013、SF2015相配

Cable connector
Mate with SF2011, SF2012, SF2013, SF2015

1: 焊接(不标), 2: 螺丝压接, 3: 压接
1: solder, 2: screw, 3: crimp

电缆直径: Cable outer diameter range
I: 5-9mm, II: 8-12mm (不标)

芯数 Number of contact


插孔 Female contact



63

∅26.5

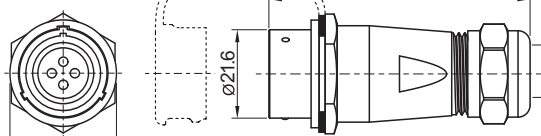
电缆直径: I: 5-9mm, II: 8-12mm(不标)
Cable outer diameter range



SF2011/P **SF2011/S**

电缆对接插座
与SF2010相配

In-line cable connector
Mate with SF2010



64

∅26.8

电缆直径: I: 5-9mm, II: 8-12mm(不标)
Cable outer diameter range



SF2012/P **SF2012/S**

后螺母插座
与SF2010相配

Rear-nut mount
Mate with SF2010

1: 焊接(不标), 2: 螺丝压接, 3: 压接
1: solder, 2: screw, 3: crimp

芯数 Number of contact



4.5 max

∅21.6

10.5

14.5

23.3


M20

1

开孔尺寸
Panel cutout

∅20

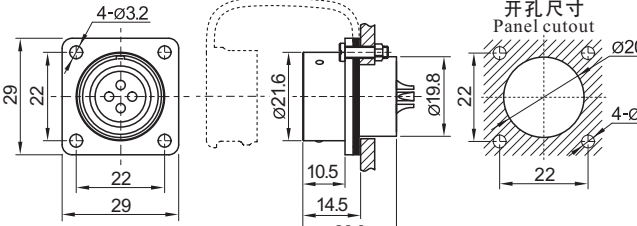
19.5



SF2013/P **SF2013/S**

方形法兰插座
与SF2010相配

Square flange
Mate with SF2010



4-∅3.2

29

22

22

29

∅21.6

10.5

14.5

23.3

∅19.8


22

开孔尺寸
Panel cutout

∅20

4-∅3.2

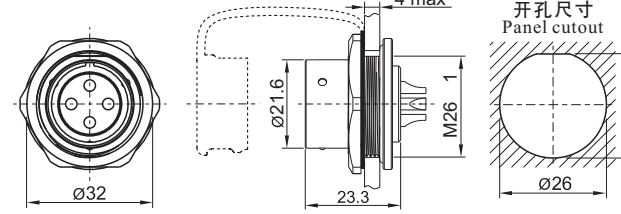
22



SF2015/P **SF2015/S**

前螺母插座
与SF2010相配

Front-nut mount
Mate with SF2010



4 max

∅21.6

23.3

M26

1

开孔尺寸
Panel cutout

∅26

24.7

焊接芯件参数 Solder contact spec

★压接芯件参数表在P20页
Crimp contact spec see P20

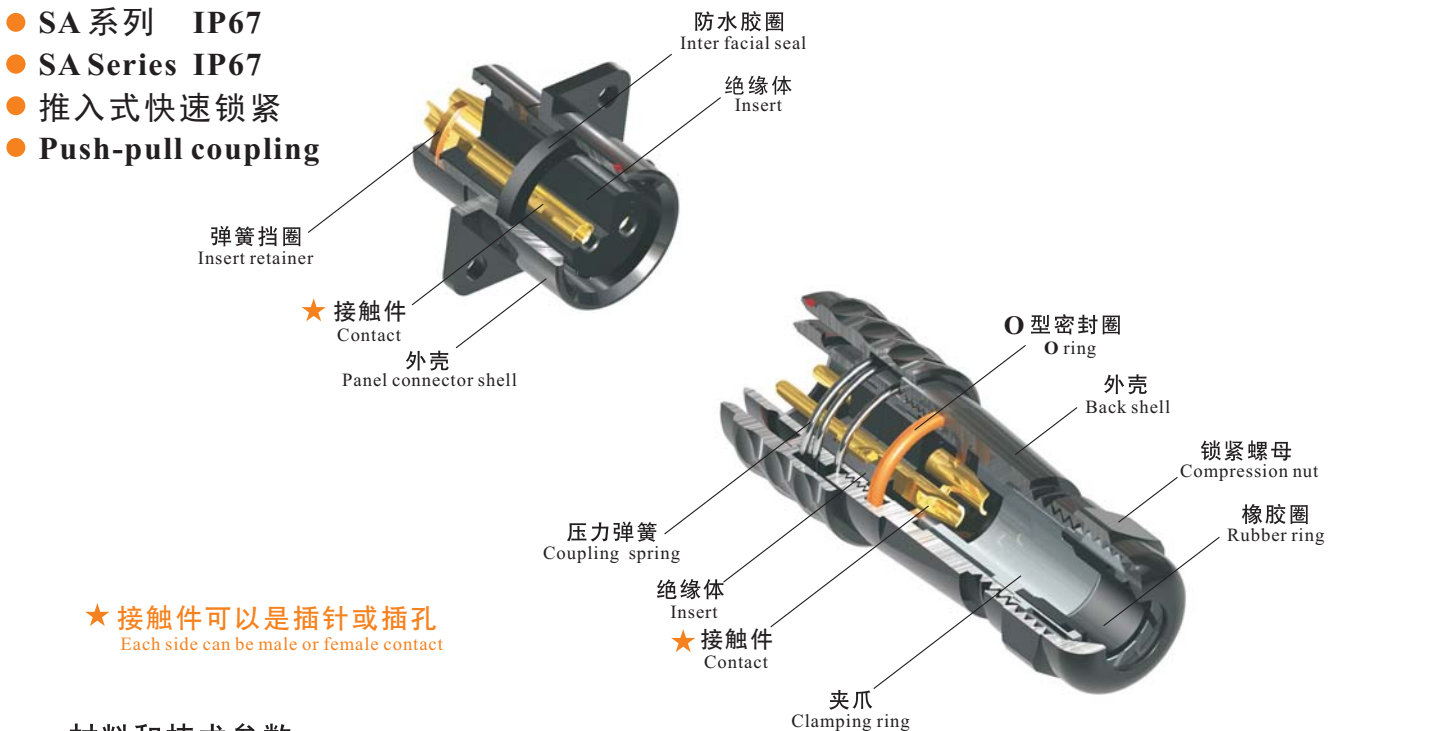
★螺丝压接芯件参数表在P21页
Screw contact spec see P21

芯数 Number of contact	2	3	4	5	6	6B	7	8	9	12	15
公端绝缘体正面图 Male contact face view											
额定电流(A) Rated current (A)	25	25	25	10	25 5	30 5	10	10	5	5	5
接触件直径(mm) Contact diameter(mm)	∅2.5X2	∅2.5X3	∅2.5X4	∅1.5X5	∅2.5X4 ∅1X2	∅3X2 ∅1X4	∅1.5X7	∅1.5X8	∅1X9	∅1X12	∅1X15
工作电压(AC.V) Rated voltage (AC.V)	500	500	500	500	500	500	500	500	400	400	400
耐压(AC.V) 1 min Test voltage(AC.V) 1 min	1500	1500	1500	1500	1500	1500	1500	1500	1200	1200	1200
接触电阻(mΩ) Contact resistance (mΩ)	1	1	1	2.5	1 5	1 5	2.5	2.5	5	5	5
接线方式 Termination	焊接/螺丝压接 solder / screw	焊接/螺丝压接 solder / screw	焊接/螺丝压接 solder / screw	焊接 solder	焊接 solder	焊接 solder	焊接 solder	焊接 solder	焊接 solder	焊接 solder	焊接 solder
焊接线规(mm ² /AWG) Wire size for solder(mm ² / AWG)	≤4/11	≤4/11	≤4/11	≤2/14	≤4/11 ≤0.75/18	≤4/11 ≤0.75/18	≤2/14	≤2/14	≤0.75/18	≤0.75/18	≤0.75/18
螺丝压接线规(mm ² /AWG) Wire size for screw termination(mm ² /AWG)	Min:0.5/20 Max:1.5/15	Min:0.5/20 Max:1.5/15	Min:0.5/20 Max:1.5/15	/	/	/	/	/	/	/	/

IP67

03

- SA系列 IP67
- SA Series IP67
- 推入式快速锁紧
- Push-pull coupling



★ 接触件可以是插针或插孔
Each side can be male or female contact

材料和技术参数 Material and spec

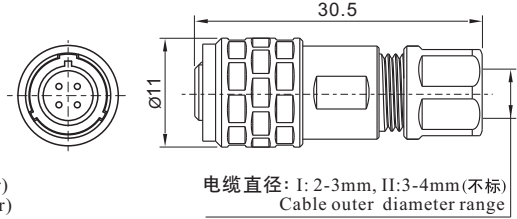
接插方式	Coupling	推入式快速锁紧	Push-pull
外壳材料	Shell material	铝阳极氧化	Anodized aluminium
绝缘体	Insert material	热塑性塑料PPS 耐高温 260℃	PPS, max temperature 260 °C
接触件材料	Contact material	铜镀金	Brass with gold plating
接线方式	Termination	焊接: SA6, SA8, SA10, SA12, SA16, SA20, SA24, SA28 压接: SA16, SA20, SA24, SA28 螺丝压接: SA20, SA24, SA28	Solder: SA6, SA8, SA10, SA12, SA16, SA20, SA24, SA28 Crimp: SA16, SA20, SA24, SA28 Screw: SA20, SA24, SA28
电缆直径	Cable outer diameter range	SA6: I:2-3mm, II:3-4mm (不标) SA8: I:3-4mm, II:4-5mm (不标) SA10: I:3-4mm, II:4-6.5mm (不标)	SA12: I: 4-6.5mm (不标), II: 5-8mm SA16: I: 5-8mm (不标), II: 8-12mm SA20: I: 5-9mm, II: 8-12mm (不标) SA24:10-14mm SA28: I:9-13mm, II:13-16mm (不标)
防护等级	IP rating	IP67	
接插次数	Mating cycle	500 USB:1000	
温度范围	Temperature range	-40℃ ~+85℃; 信号、数据: -20℃ ~+70℃	
绝缘电阻	Insulation resistance	2000 MΩ	

SA6 Series



电缆插头
与SA611、SA612、SA615相配

Cable connector
Mate with SA611, SA612,
SA615



电缆直径: I: 2-3mm, II: 3-4mm (不标)
Cable outer diameter range

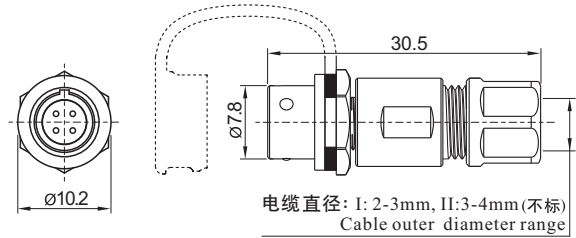
SA610/P _____ SA610/S _____
插针 Male contact

- 颜色: Colour:
B:黑色 B: Black
S:银色 S: Silver
L:蓝色 (订做) L: Blue (special order)
G:绿色 (订做) G: Green (special order)
R:红色 (订做) R: Red (special order)
- 电缆直径: Cable outer diameter range
I: 2-3mm, II: 3-4mm (不标)
芯数 Number of contact
插孔 Female contact



电缆对接插座
与SA610相配

In-line cable connector
Mate with SA610



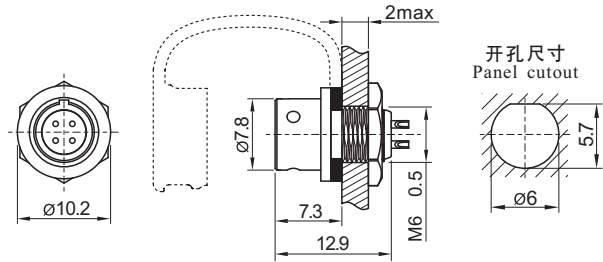
电缆直径: I: 2-3mm, II: 3-4mm (不标)
Cable outer diameter range

SA611/P _____ SA611/S _____



后螺母插座
与SA610相配

Rear-nut mount
Mate with SA610



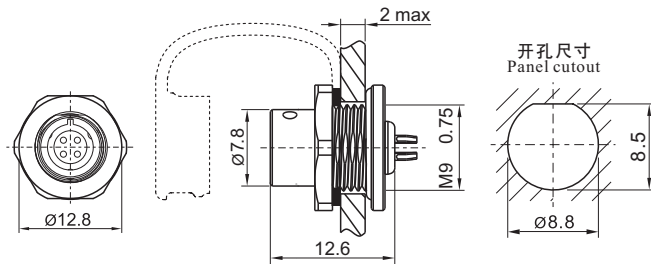
开孔尺寸
Panel cutout

SA612/P _____ SA612/S _____



前螺母插座
与SA610相配

Front-nut mount
Mate with SA610



开孔尺寸
Panel cutout

SA615/P _____ SA615/S _____

焊接芯件参数 Solder contact spec

芯数 Number of contact	2	3	4	5
公端绝缘体正面图 Male contact face view				
额定电流 (A) Rated current (A)	3	3	3	3
接触件直径(mm) Contact diameter(mm)	∅0.6 2	∅0.6 3	∅0.6 4	∅0.6 5
工作电压 (AC.V) Rated voltage (AC.V)	30	30	30	30
耐压 (AC.V) 1 min Test voltage(AC.V) 1 min	500	500	500	500
接触电阻 (mΩ) Contact resistance (mΩ)	10	10	10	10
线规 (mm²/AWG) Wire size (mm²/AWG)	≤0.5/20	≤0.5/20	≤0.5/20	≤0.5/20

SA8 Series



SA810/P — SA810/S
插针 Male contact

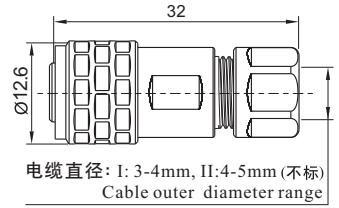
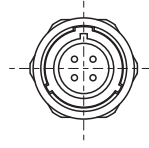
电缆插头
与SA811、SA812、SA815相配

Cable connector
Mate with SA811, SA812,
SA815

颜色: Colour:
B:黑色 B: Black
S:银色 S: Silver
L:蓝色 (订做) L: Blue (special order)
G:绿色 (订做) G: Green (special order)
R:红色 (订做) R: Red (special order)

电缆直径: Cable outer diameter range
I: 3-4mm, II: 4-5mm (不标)

芯数 Number of contact
插孔 Female contact



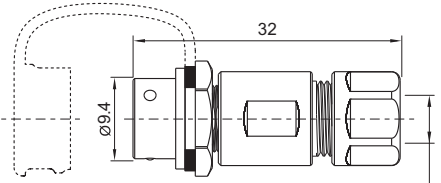
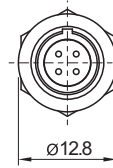
电缆直径: I: 3-4mm, II: 4-5mm (不标)
Cable outer diameter range



SA811/P — SA811/S

电缆对接插座
与SA810相配

In-line cable connector
Mate with SA810



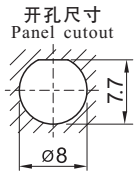
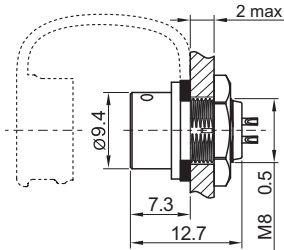
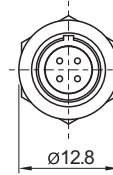
电缆直径: I: 3-4mm, II: 4-5mm (不标)
Cable outer diameter range



SA812/P — SA812/S

后螺母插座
与SA810相配

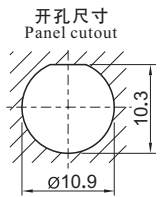
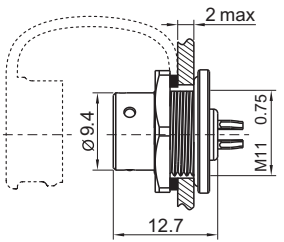
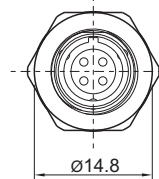
Rear-nut mount
Mate with SA810



SA815/P — SA815/S

前螺母插座
与SA810相配

Front-nut mount
Mate with SA810



焊接芯件参数 Solder contact spec

芯数 Number of contact	2	3	4	6	8
公端绝缘体正面图 Male contact face view					
额定电流 (A) Rated current (A)	5	5	3	3	3
接触件直径(mm) Contact diameter(mm)	Ø1X2	Ø1X3	Ø0.6X4	Ø0.6X6	Ø0.6X8
工作电压 (AC.V) Rated voltage (AC.V)	125	125	30	30	30
耐压 (AC.V) 1 min Test voltage(AC.V) 1 min	1000	1000	500	500	500
接触电阻 (mΩ) Contact resistance(mΩ)	5	5	10	10	10
线规 (mm²/AWG) Wire size (mm²/AWG)	≤0.75/18	≤0.75/18	≤0.5/20	≤0.5/20	≤0.5/20

SA10 Series



电缆插头

与SA1011、SA1012、SA1015相配

Cable connector
Mate with SA1011, SA1012,
SA1015

SA1010 / P

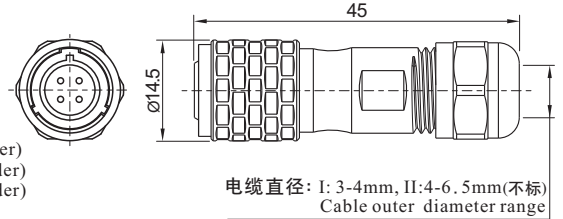
SA1010 / S

插针 Male contact

颜色: Colour:
B:黑色 B: Black
S:银色 S: Silver
L:蓝色 (订做) L: Blue (special order)
G:绿色 (订做) G: Green (special order)
R:红色 (订做) R: Red (special order)

电缆直径: Cable outer diameter range
I: 3-4mm, II: 4-6.5mm (不标)

芯数 Number of contact
插孔 Female contact

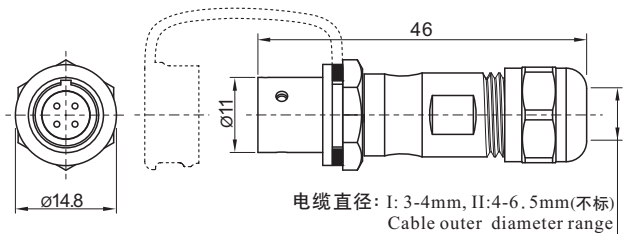


电缆对接插座

与SA1010相配
In-line cable connector
Mate with SA1010

SA1011 / P

SA1011 / S

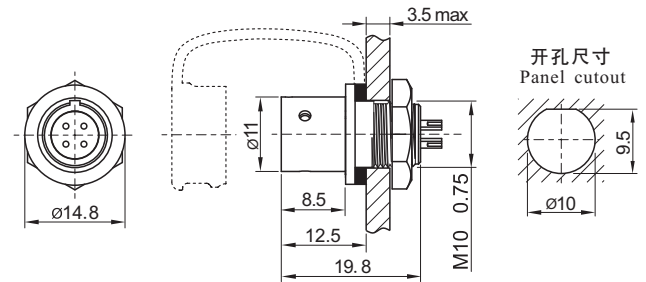


后螺母插座

与SA1010相配
Rear-nut mount
Mate with SA1010

SA1012 / P

SA1012 / S

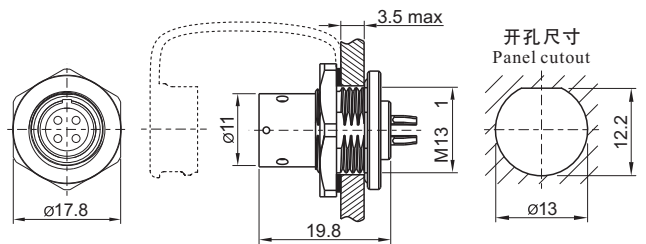


前螺母插座

与SA1010相配
Front-nut mount
Mate with SA1010

SA1015 / P

SA1015 / S



焊接芯件参数 Solder contact spec

芯数 Number of contact	2	3	4	5
公端绝缘体正面图 Male contact face view				
额定电流 (A) Rated current (A)	5	5	3	3
接触件直径(mm) Contact diameter(mm)	Ø1X2	Ø1X3	Ø0.7X4	Ø0.7X5
工作电压 (AC.V) Rated voltage (AC.V)	180	180	125	125
耐压 (AC.V) 1 min Test voltage(AC.V) 1 min	1000	1000	1000	1000
接触电阻 (mΩ) Contact resistance(mΩ)	5	5	10	10
线规 (mm²/AWG) Wire size (mm²/AWG)	≤0.75/18	≤0.75/18	≤0.5/20	≤0.5/20

SA12 Series

**SA
12**

03



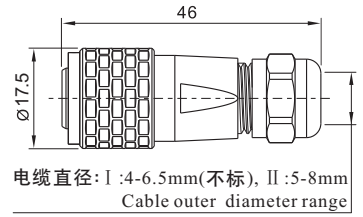
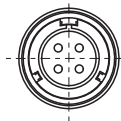
电缆插头 与SA1211、SA1212、SA1213、SA1215相配

Cable connector
Mate with SA1211, SA1212
SA1213, SA1215

SA1210/P — SA1210/S
插针 Male contact
插孔 Female contact
芯数 Number of contact

颜色: B:黑色 S:银色 L:蓝色 (订做) G:绿色 (订做) R:红色 (订做)
Colour: B: Black S: Silver L: Blue (special order) G: Green (special order) R: Red (special order)

电缆直径 Cable outer diameter
I : 4-6.5mm(不标), II : 5-8mm



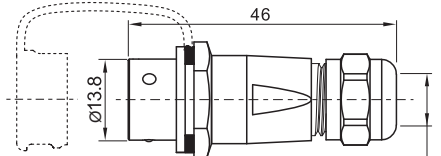
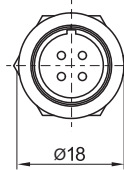
电缆直径: I : 4-6.5mm(不标), II : 5-8mm
Cable outer diameter range



电缆对接插座 与SA1210相配

In-line cable connector
Mate with SA1210

SA1211/P — SA1211/S



电缆直径: I : 4-6.5mm(不标), II : 5-8mm
Cable outer diameter range

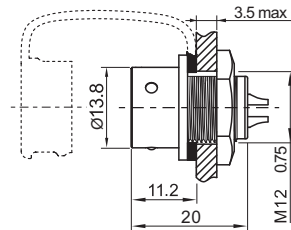
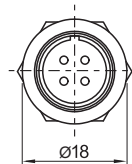


后螺母插座 与SA1210相配

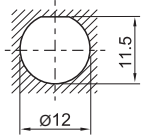
Rear-nut mount
Mate with SA1210

SA1212/P — SA1212/S
芯数 Number of contact

颜色: B:黑色 S:银色 L:蓝色 (订做) G:绿色 (订做) R:红色 (订做)
Colour: B: Black S: Silver L: Blue (special order) G: Green (special order) R: Red (special order)



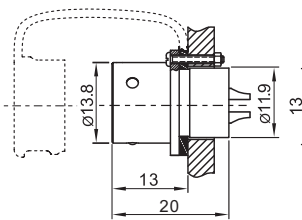
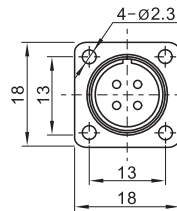
开孔尺寸
Panel cutout



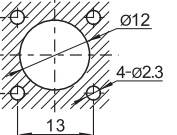
方方法兰插座 与SA1210相配

Square flange
Mate with SA1210

SA1213/P — SA1213/S



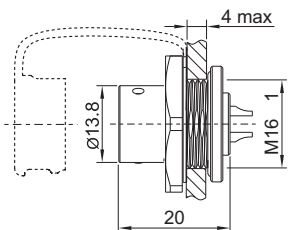
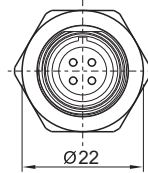
开孔尺寸
Panel cutout



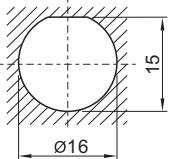
前螺母插座 与SA1210相配

Front-nut mount
Mate with SA1210

SA1215/P — SA1215/S



开孔尺寸
Panel cutout



焊接芯件参数 Solder contact spec

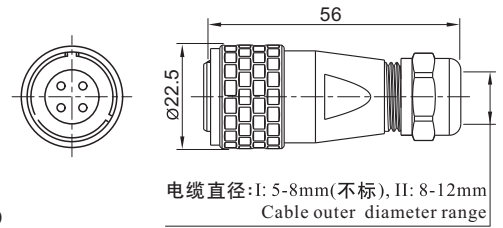
芯数 Number of contact	2	3	4	5	6	7	9
公端绝缘体正面图 Male contact face view							
额定电流(A) Rated current (A)	13	13	5	5	5	5	3
接触件直径(mm) Contact diameter	Ø1.6X2	Ø1.6X3	Ø1X4	Ø1X5	Ø1X6	Ø1X7	Ø0.7X9
工作电压(AC.V) Rated voltage (AC.V)	250	250	200	180	125	125	125
耐压(AC.V) 1 min Test voltage(AC.V) 1 min	1500	1500	1500	1000	1000	1000	1000
接触电阻(mΩ) Contact resistance(mΩ)	2.5	2.5	5	5	5	5	10
线规(mm²/AWG) Wire size(mm²/AWG)	≤2/14	≤2/14	≤0.75/18	≤0.75/18	≤0.75/18	≤0.75/18	≤0.5/20

SA16 Series



电缆插头
与SA1611、SA1612、SA1613、SA1615相配

Cable connector
Mate with SA1611, SA1612, SA1613, SA1615



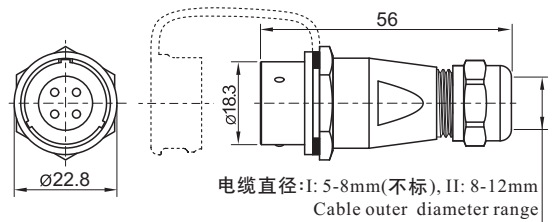
电缆直径: I: 5-8mm(不标), II: 8-12mm
Cable outer diameter range

SA1610/P 插针 Male contact
SA1610/S 插孔 Female contact
芯数 Number of contact
电缆直径 Cable outer diameter
I: 5-8mm(不标), II: 8-12mm

1: 焊接(不标), 3: 压接
1: solder, 3: crimp
颜色: B: 黑色, S: 银色, L: 蓝色(订做), G: 绿色(订做), R: 红色(订做)
Colour: B: Black, S: Silver, L: Blue (special order), G: Green (special order), R: Red (special order)



电缆对接插座
与SA1610相配
In-line cable connector
Mate with SA1610

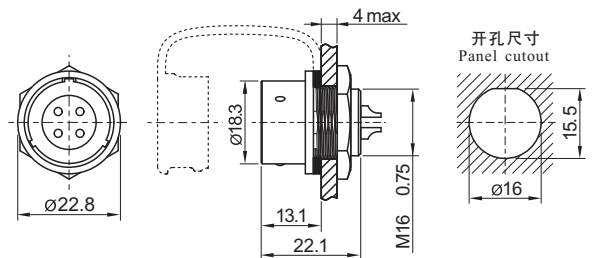


电缆直径: I: 5-8mm(不标), II: 8-12mm
Cable outer diameter range

SA1611/P SA1611/S



后螺母插座
与SA1610相配
Rear-nut mount
Mate with SA1610

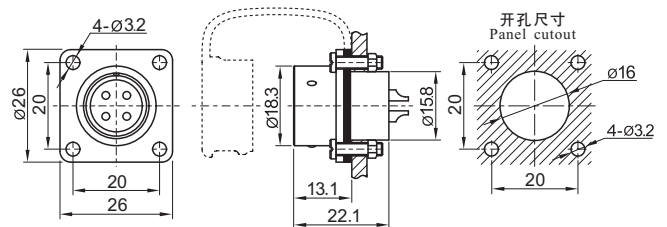


SA1612/P SA1612/S
芯数 Number of contact

1: 焊接(不标), 3: 压接
1: solder, 3: crimp
颜色 Colour



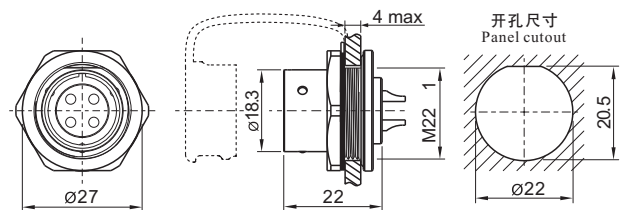
方形法兰插座
与SA1610相配
Square flange
Mate with SA1610



SA1613/P SA1613/S



前螺母插座
与SA1610相配
Front-nut mount
Mate with SA1610



SA1615/P SA1615/S

焊接芯件参数 Solder contact spec

★压接芯件参数表在P20页

Crimp contact spec see P20

芯数 Number of contact	2	3	4	2B	3B	4B	5	7	9	10
公端绝缘体正面图 Male contact face view										
额定电流 (A) Rated current (A)	10	10	5	15	15	15	5	5	5	5
接触件直径(mm) Contact diameter(mm)	Ø1.5X2	Ø1.5X3	Ø1X4	Ø2X2	Ø2X3	Ø2X4	Ø1X5	Ø1X7	Ø1X9	Ø1X10
工作电压 (AC.V) Rated voltage (AC.V)	500	500	500	500	500	500	500	400	400	400
耐压 (AC.V) 1 min Test voltage(AC.V) 1 min	1500	1500	1500	1500	1500	1500	1500	1200	1200	1200
接触电阻 (mΩ) Contact resistance(mΩ)	2.5	2.5	5	2.5	2.5	2.5	5	5	5	5
线规 (mm²/AWG) Wire size (mm²/AWG)	≤2/14	≤2/14	≤0.75/18	≤2/14	≤2/14	≤2/14	≤0.75/18	≤0.75/18	≤0.75/18	≤0.75/18

SA20 Series

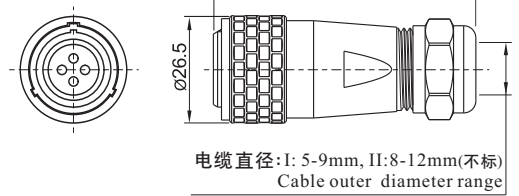
SA
20



电缆插头
与SA2011、SA2012、SA2013、SA2015相配
Cable connector
Mate with SA2011, SA2012,
SA2013, SA2015

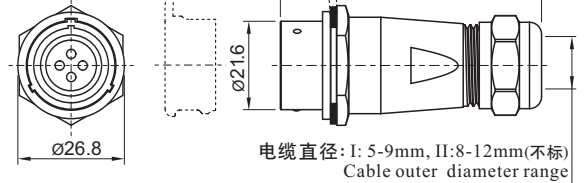
SA2010/P --- SA2010/S
插针 Male contact
插孔 Female contact
芯数 Number of contact

1: 焊接(不标), 2: 螺丝压接, 3: 压接
1: solder, 2: screw, 3: crimp
颜色: Colour:
B: 黑色 B: Black
S: 银色 S: Silver
L: 蓝色(订做) L: Blue (special order)
G: 绿色(订做) G: Green (special order)
R: 红色(订做) R: Red (special order)
电缆直径: Cable outer diameter range
I: 5-9mm, II: 8-12mm(不标)



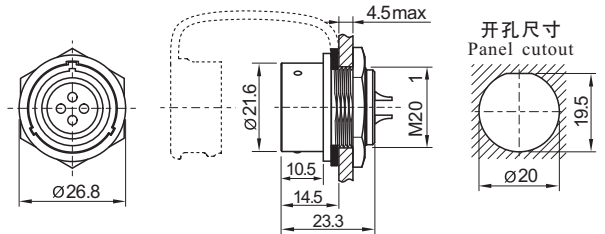
电缆对接插座
与SA2010相配
In-line cable connector
Mate with SF2010

SA2011/P --- SA2011/S



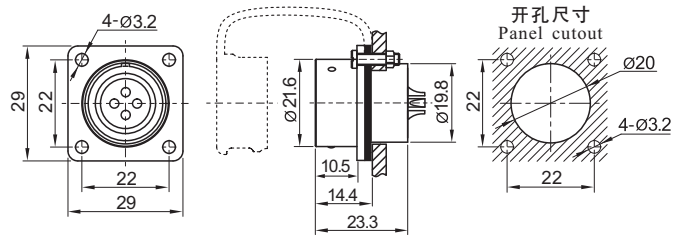
后螺母插座
与SA2010相配
Rear-nut mount
Mate with SA2010

SA2012/P --- SA2012/S



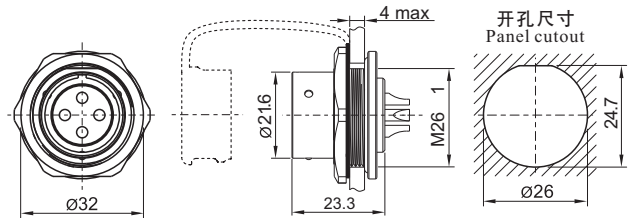
方方法兰插座
与SA2010相配
Square flange
Mate with SA2010

SA2013/P --- SA2013/S



前螺母插座
与SA2010相配
Front-nut mount
Mate with SA2010

SA2015/P --- SA2015/S



焊接芯件参数 Solder contact spec

★压接芯件参数表在P20页
Crimp contact spec see P20

★螺丝压接芯件参数表在P21页
Screw contact spec see P21

芯数 Number of contact	2	3	4	5	6	6B	7	8	9	12	15
公端绝缘体正面图 Male contact face view											
额定电流(A) Rated current (A)	25	25	25	10	25 5	30 5	10	10	5	5	5
接触件直径(mm) Contact diameter(mm)	Ø2.5X2	Ø2.5X3	Ø2.5X4	Ø1.5X5	Ø2.5X4 Ø1X2	Ø3X2 Ø1X4	Ø1.5X7	Ø1.5X8	Ø1X9	Ø1X12	Ø1X15
工作电压(AC.V) Rated voltage (AC.V)	500	500	500	500	500	500	500	500	400	400	400
耐压(AC.V) 1 min Test voltage(AC.V) 1 min	1500	1500	1500	1500	1500	1500	1500	1500	1200	1200	1200
接触电阻(mΩ) Contact resistance (mΩ)	1	1	1	2.5	1 5	1 5	2.5	2.5	5	5	5
接线方式 Termination	焊接/螺丝压接 solder / screw	焊接/螺丝压接 solder / screw	焊接/螺丝压接 solder / screw	焊接 solder	焊接 solder	焊接 solder	焊接 solder	焊接 solder	焊接 solder	焊接 solder	焊接 solder
焊接线规(mm ² /AWG) Wire size for solder (mm ² / AWG)	≤4/11	≤4/11	≤4/11	≤2/14	≤4/11 ≤0.75/18	≤4/11 ≤0.75/18	≤2/14	≤2/14	≤0.75/18	≤0.75/18	≤0.75/18
螺丝压接线规(mm ² /AWG) Wire size for screw termination (mm ² /AWG)	Min:0.5/20 Max:1.5/15	Min:0.5/20 Max:1.5/15	Min:0.5/20 Max:1.5/15	/	/	/	/	/	/	/	/

SA24 Series

SA
24



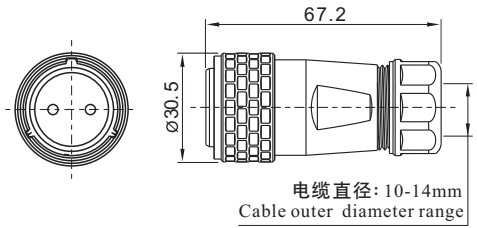
电缆插头
与SA2411、SA2412、SA2413相配

Cable connector
Mate with SA2411, SA2412,
SA2413

SA2410/P --- SA2410/S

插针 Male contact
插孔 Female contact
芯数 Number of contact

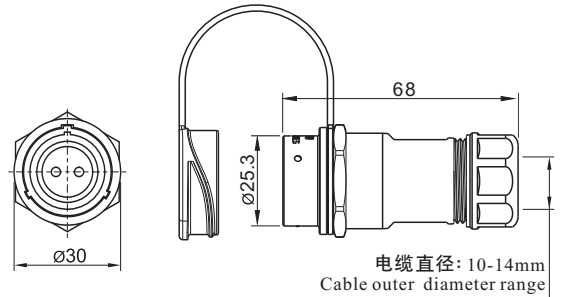
1: 焊接(不标), 2: 螺丝压接, 3: 压接
1: solder, 2: screw, 3: crimp
颜色: Colour:
B: 黑色 B: Black
S: 银色 S: Silver
L: 蓝色 (订做) L: Blue (special order)
G: 绿色 (订做) G: Green (special order)
R: 红色 (订做) R: Red (special order)



电缆对接插座
与SA2410相配

In-line cable connector
Mate with SA2410

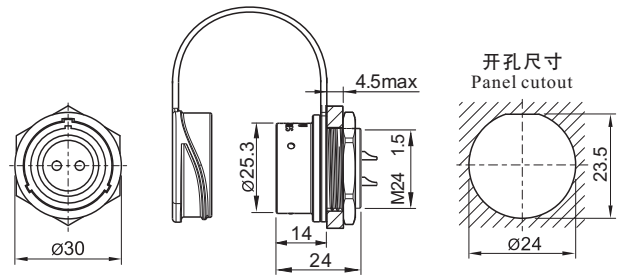
SA2411/P --- SA2411/S



后螺母插座
与SA2410相配

Rear-nut mount
Mate with SA2410

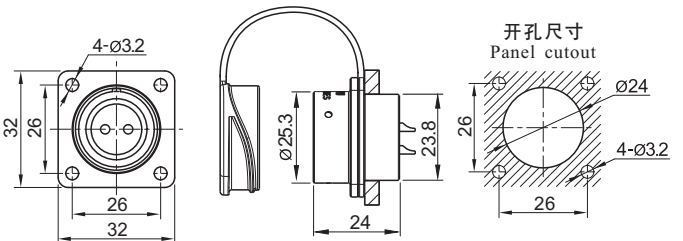
SA2412/P --- SA2412/S



方形的法兰插座
与SA2410相配

Square flange
Mate with SA2410

SA2413/P --- SA2413/S



焊接芯件参数 Solder contact spec

★ 压接芯件参数表在P20页
Crimp contact spec see P20

★ 螺丝压接芯件参数表在P21页
Screw contact spec see P21


芯数 Number of contact	2	3	4	9	10	12	12B	19
公端绝缘体正面图 Male contact face view								
额定电流 (A) Rated current (A)	25	25	25	5 25	10	10	5 30	5
接触件直径(mm) Contact diameter(mm)	Ø2.5X2	Ø2.5X3	Ø2.5X4	Ø1X5 Ø2.5X4	Ø1.5X10	Ø1.5X12	Ø1X9 Ø3X3	Ø1X19
工作电压 (AC.V) Rated voltage (AC.V)	500	500	500	500	500	500	500	400
耐压 (AC.V) 1 min Test voltage(AC.V) 1 min	1500	1500	1500	1500	1500	1500	1500	1200
接触电阻 (mΩ) Contact resistance(mΩ)	1	1	1	5 1	2.5	2.5	5 1	5
绝缘电阻 (MΩ) Insulation resistance (MΩ)	2000	2000	2000	2000	2000	2000	2000	2000
线规 (mm ² /AWG) Wire size (mm ² /AWG)	≤4/11	≤4/11	≤4/11	≤0.75/18 ≤4/11	≤2/14	≤2/14	≤0.75/18 ≤4/11	≤0.75/18
螺丝压接线规 (mm ² /AWG) Wire size for screw termination	Min:0.5/20 Max:1.5/15	Min:0.5/20 Max:1.5/15	Min:0.5/20 Max:1.5/15	/	/	/	/	/

SA28 Series



03

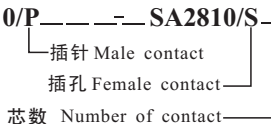
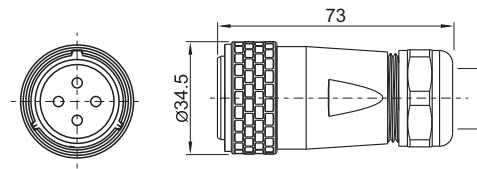
电缆插头
与SA2811、SA2812、SA2813、SA2815相配
Cable connector
Mate with SA2811, SA2812, SA2813, SA2815



1: 焊接(不标), 2: 螺丝压接, 3: 压接
1: solder, 2: screw, 3: crimp

颜色: B:黑色, S:银色, L:蓝色(订做), G:绿色(订做), R:红色(订做)
Colour: B: Black, S: Silver, L: Blue (special order), G: Green (special order), R: Red (special order)

芯数 Number of contact

电缆直径: I: 9-13mm, II: 13-16mm(不标)
Cable outer diameter range

电缆对接插座
与SA2810相配
In-line cable connector
Mate with SA2810




SA2811/P SA2811/S

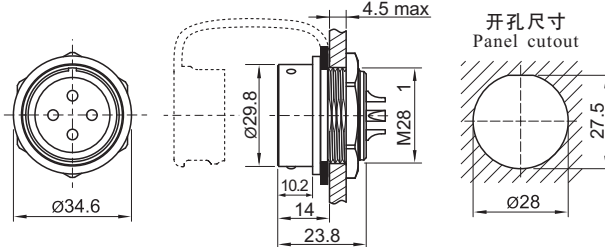


电缆直径: I: 9-13mm, II: 13-16mm(不标)
Cable outer diameter range

后螺母插座
与SA2810相配
Rear-nut mount
Mate with SA2810




SA2812/P SA2812/S

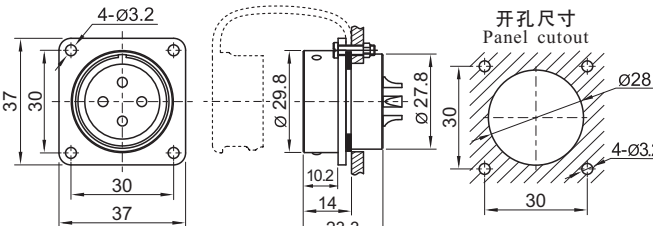


开孔尺寸 Panel cutout

方形法兰插座
与SA2810相配
Square flange
Mate with SA2810



SA2813/P SA2813/S



开孔尺寸 Panel cutout

前螺母插座
与SA2810相配
Front-nut mount
Mate with SA2810



SA2815/P SA2815/S



开孔尺寸 Panel cutout

焊接芯件参数 Solder contact spec

★ 压接芯件参数表在P20页
Crimp contact spec see P20

★ 螺丝压接芯件参数表在P21页
Screw contact spec see P21

芯数 Number of contact	2	3	4	7	8	8B	9	10	10B	12	16	17	20	24	26	35	
公端绝缘体正面图 Male contact face view																	
额定电流 (A) Rated current (A)	50	50	25	25	25	60, 5	25, 5	25	10	10	10	10	5	5	5	5	
接触件直径(mm) Contact diameter(mm)	Ø3.5X2	Ø3.5X3	Ø2.5X4	Ø2.5X7	Ø2.5X8	Ø5X2 Ø1X6	Ø2.5X4 Ø1X5	Ø2.5X10	Ø1.5X10	Ø1.5X12	Ø1.5X16	Ø1.5X17	Ø1X20	Ø1X24	Ø1X26	Ø1X35	
工作电压 (AC.V) Rated voltage (AC.V)	500	500	500	500	500	500 400	500	500	500	500	500	500	400	400	400	400	
耐压 (AC.V) 1 min Test voltage(AC.V) 1 min	1500	1500	1500	1500	1500	1500	1500	1500	1500	1500	1500	1500	1200	1200	1200	1200	
接触电阻 (mΩ) Contact resistance(mΩ)	0.5	0.5	1	1	1	0.5, 5	1, 5	1	2.5	2.5	2.5	2.5	5	5	5	5	
接线方式 Termination	焊接/螺丝压接 solder / screw	焊接/螺丝压接 solder / screw	焊接/螺丝压接 solder / screw	焊接/螺丝压接 solder / screw	焊接/螺丝压接 solder / screw	焊接 solder	焊接 solder	焊接/螺丝压接 solder / screw	焊接 solder	焊接 solder	焊接 solder	焊接 solder	焊接 solder	焊接 solder	焊接 solder	焊接 solder	焊接 solder
线规 (mm²/AWG) Wire size (mm²/AWG)	≤10/7	≤10/7	≤4/11	≤4/11	≤4/11	≤16/5 ≤0.75/18	≤4/11 ≤0.75/18	≤4/11	≤2/14	≤2/14	≤2/14	≤2/14	≤0.75/18	≤0.75/18	≤0.75/18	≤0.75/18	
螺丝压接线规 (mm²/AWG) Wire size for screw termination	Min:0.5/20 Max:6/10	Min:0.5/20 Max:6/10	Min:0.5/20 Max:1.5/15	Min:0.5/20 Max:1.5/15	Min:0.5/20 Max:1.5/15	/	/	Min:0.5/20 Max:1.5/15	/	/	/	/	/	/	/	/	

SA24 Series



SA24
信号数据

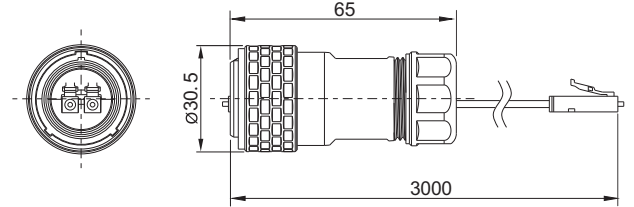


LC 光纤电缆插头
与 SA2411、SA2412、SA2413 相配
Plug with LC adapter
Mate with SA2411, SA2412, SA2413

SA2410/PLC-

线长: Cable length:
1.0m 1.0m
3.0m 3.0m
5.0m 5.0m

颜色: Colour:
B:黑色 B: Black
S:银色 S: Silver
L:蓝色 (订做) L: Blue (special order)
G:绿色 (订做) G: Green (special order)
R:红色 (订做) R: Red (special order)

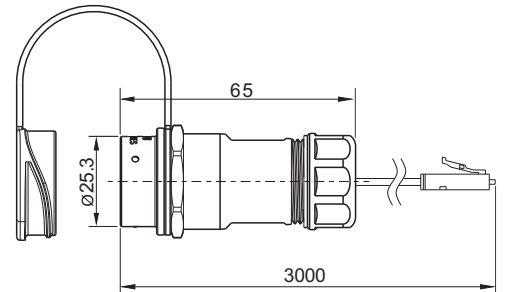
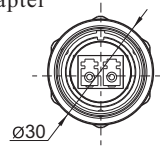


★ 线材长度可以定制
Cable length can be customized



LC 光纤对接电缆插座
与 SA2410 相配
Rreceptacle with LC adapter
Mate with SA2410

SA2411/SLC _

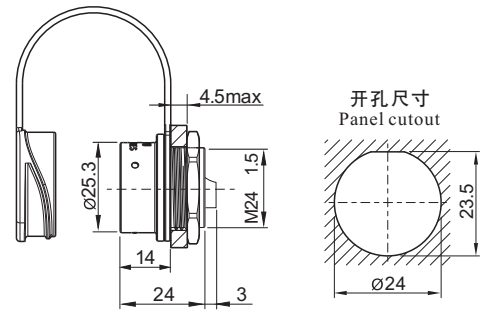
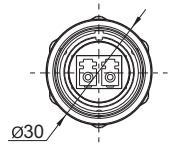


★ 线材长度可以定制
Cable length can be customized



LC 光纤后螺母插座
与 SA2410 相配
Rear-nut mount receptacle
with LC adapter
Mate with SA2410

SA2412/SLC _

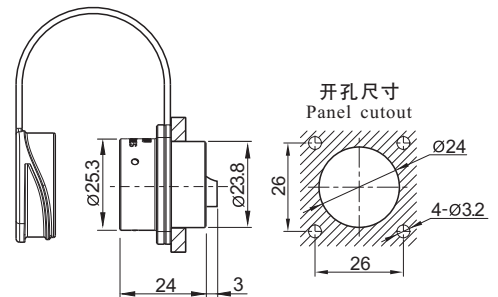
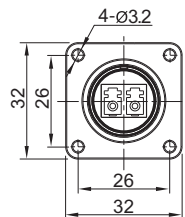


★ 线材长度可以定制
Cable length can be customized



LC 光纤方形法兰插座
与 SA2410 相配
Square flange receptacle
with LC adapter
Mate with SA2410

SA2413/SLC _





SA24 Series

SA24
信号数据

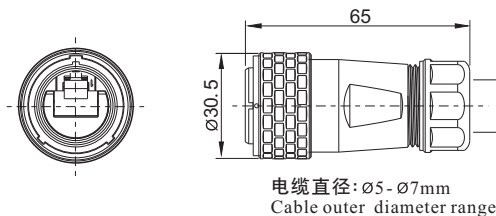
03



RJ45 电缆插头
与 SA2411、SA2412、SA2413 相配
RJ45 Plug
Mate with SA2411, SA2412, SA2413

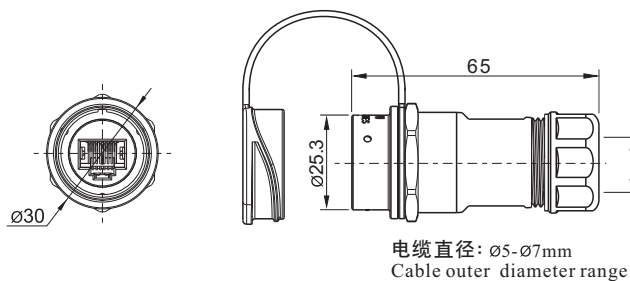
SA2410/PRJ45

- | | |
|-----------|--------------------------|
| 颜色: | Colour: |
| B:黑色 | B: Black |
| S:银色 | S: Silver |
| L:蓝色 (订做) | L: Blue (special order) |
| G:绿色 (订做) | G: Green (special order) |
| R:红色 (订做) | R: Red (special order) |



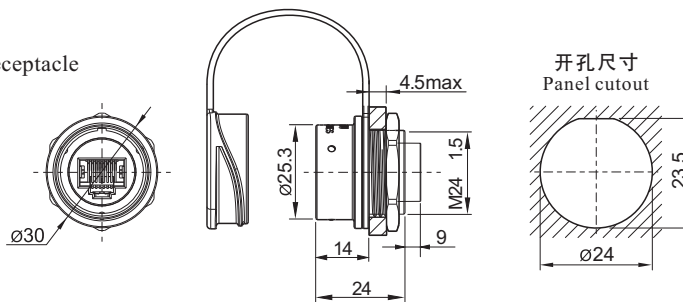
RJ45对接电缆插座
与SA2410相配
RJ45 Receptacle
Mate with SA2410

SA2411/SRJ45



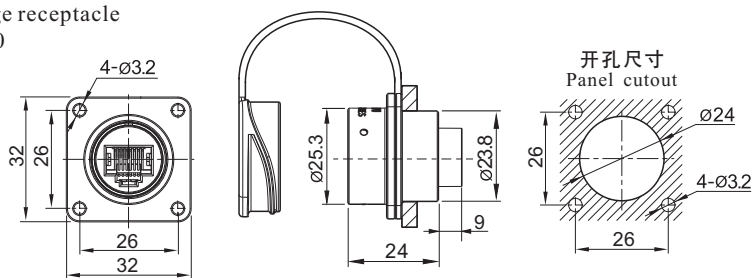
RJ45后螺母插座
与SA2410相配
RJ45 Rear-nut mount receptacle
Mate with SA2410

SA2412/SRJ45



RJ45方形法兰插座
与SA2410相配
RJ45 Square flange receptacle
Mate with SA2410

SA2413/SRJ45





SA24 Series

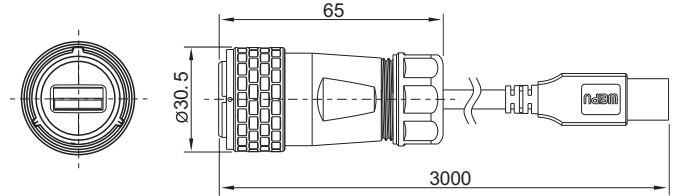


USB3.0 电缆插头
与 SA2411、SA2412、SA2413
USB3.0 Plug
Mate with SA2411, SA2412, SA2413

SA2410/PUSB3.0_

线长: Cable length:
1.0m 1.0m
3.0m 3.0m
5.0m 5.0m

颜色:	Colour:
B: 黑色	B: Black
S: 银色	S: Silver
L: 蓝色 (订做)	L: Blue (special order)
G: 绿色 (订做)	G: Green (special order)
R: 红色 (订做)	R: Red (special order)

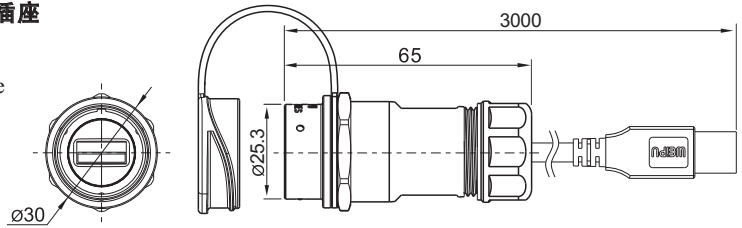


★ 线材长度可以定制
Cable length can be customized



USB3.0 对接电缆插座
与 SA2410 相配
USB3.0 Receptacle
Mate with SA2410

SA2411/SUSB3.0_

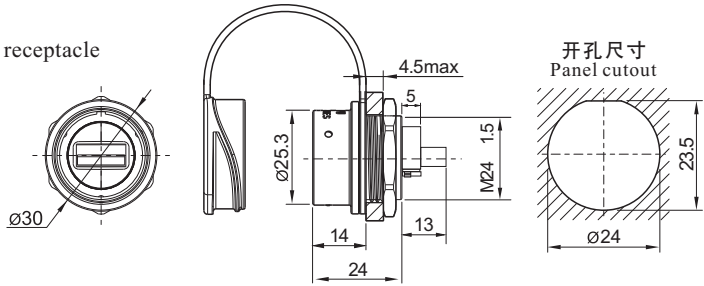


★ 线材长度可以定制
Cable length can be customized



USB3.0 后螺母插座
与 SA2410 相配
USB3.0 Rear-nut mount receptacle
Mate with SA2410

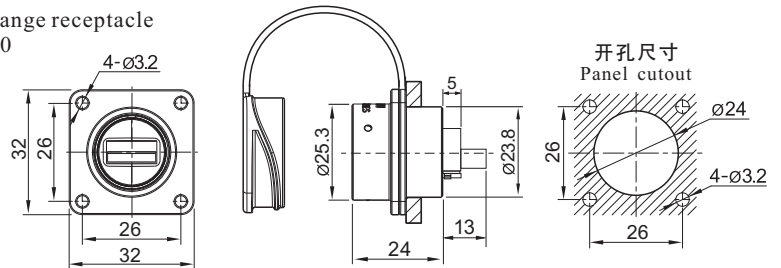
SA2412/SUSB3.0_



USB3.0 方形法兰插座
与 SA2410 相配

USB3.0 Square flange receptacle
Mate with SA2410

SA2413/SUSB3.0_



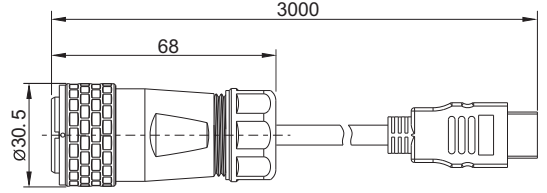
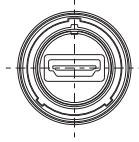
SA24 Series



SA24
信号数据



HDMI2.0电缆插头
与 SA2411、SA2412、SA2413 相配
HDMI2.0 Plug
Mate with SA2411, SA2412, SA2413



SA2410/PHDMI2.0-

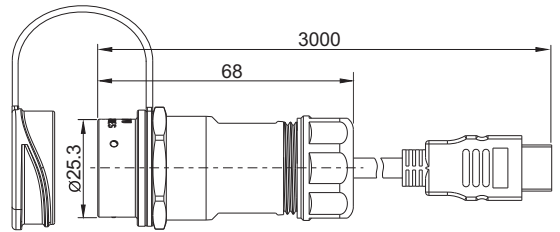
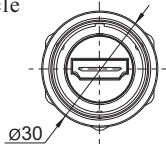
线长: Cable length:
1.0m 1.0m
3.0m 3.0m
5.0m 5.0m

颜色: Colour:
B:黑色 B: Black
S:银色 S: Silver
L:蓝色 (订做) L: Blue (special order)
G:绿色 (订做) G: Green (special order)
R:红色 (订做) R: Red (special order)

★线材长度可以定制
Cable length can be customized



HDMI2.0对接电缆插座
与SA2410相配
HDMI2.0 Receptacle
Mate with SA2410

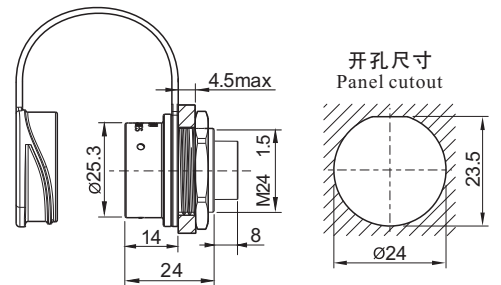
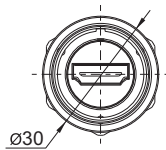


SA2411/SHDMI2.0-

★线材长度可以定制
Cable length can be customized



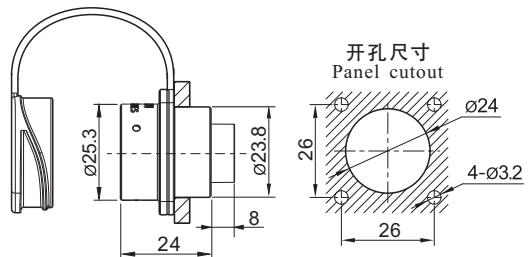
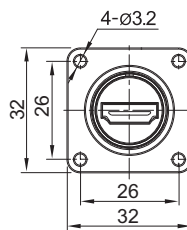
HDMI2.0后螺母插座
与SA2410相配
HDMI2.0 Rear-nut mount receptacle
Mate with SA2410



SA2412/SHDMI2.0-



HDMI2.0方形法兰插座
与SA2410相配
HDMI2.0 Square flange receptacle
Mate with SA2410

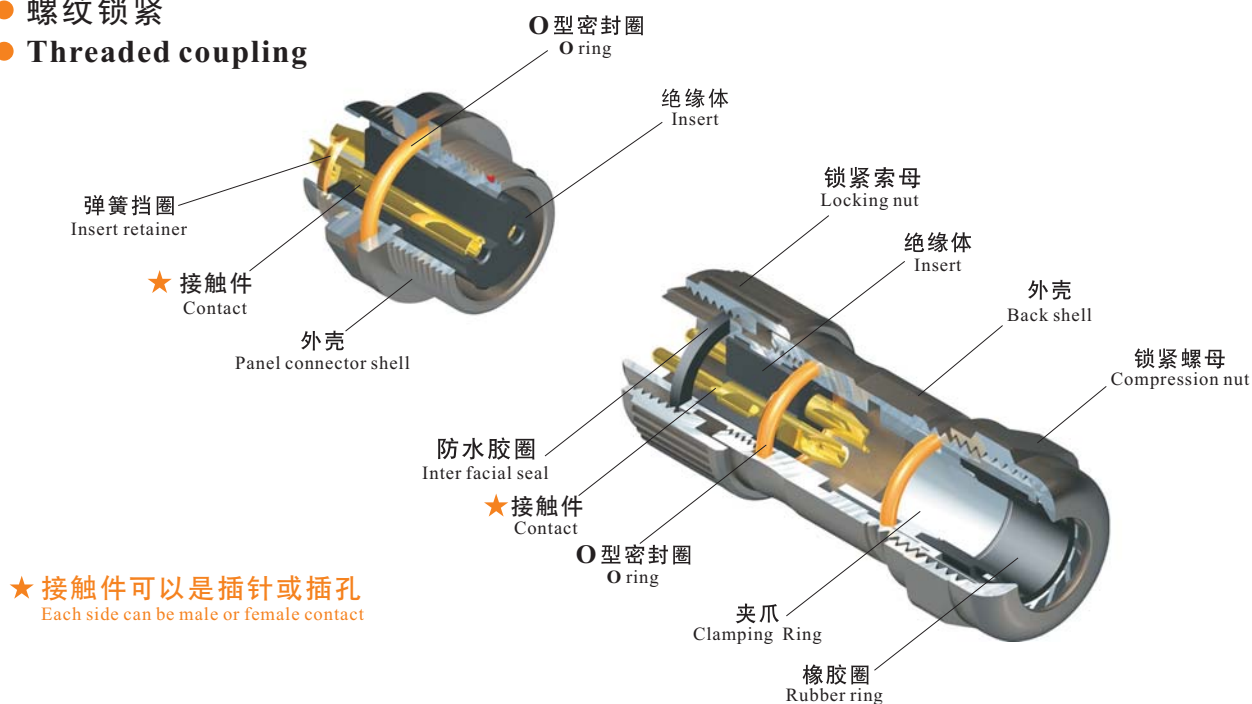


SA2413/SHDMI2.0-





- ST12 系列 IP67
- ST12 Series IP67
- 螺纹锁紧
- Threaded coupling



材料和技术参数 Material and spec

接插方式	Coupling	螺纹锁紧	Threaded coupling
外壳材料	Shell material	锌基合金电镀镍	Zinc alloy with black nickel plating
绝缘体	Insert material	热塑性塑料PPS 耐高温 260℃	PPS, max temperature 260 °C
接触件材料	Contact material	铜镀金	Brass with gold plating
接线方式	Termination	焊接	Solder
电缆直径	Cable outer diameter range	5-8mm	
防护等级	IP rating	IP67	
接插次数	Mating cycle	500	
温度范围	Temperature range	-40℃~+85℃	
绝缘电阻	Insulation resistance	2000MΩ	

ST12 Series



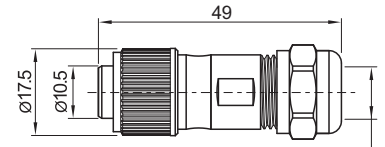
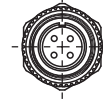
ST1210 / P_ ST1210 / S_

插针 Male contact

电缆插头
与ST1211、ST1212、ST1213、ST1214相配

Cable connector
Mate with ST1211, ST1212, ST1213, ST1214

芯数 Number of contact
插孔 Female contact



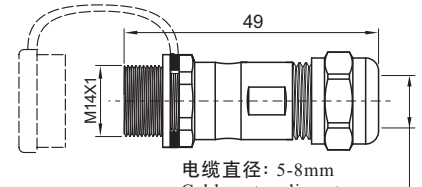
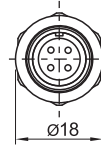
电缆直径: 5-8mm
Cable outer diameter range



ST1211 / P_ ST1211 / S_

电缆对接插座
与ST1210相配

In-line cable connector
Mate with ST1210



电缆直径: 5-8mm
Cable outer diameter range

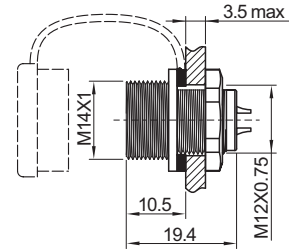
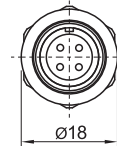


ST1212 / P_ ST1212 / S_

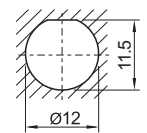
后螺母插座
与ST1210相配

Rear-nut mount
Mate with ST1210

芯数 Number of contact



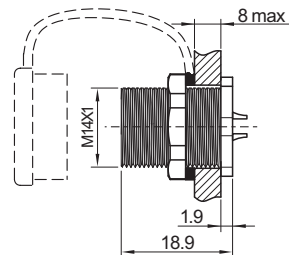
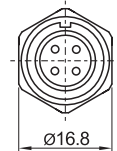
开孔尺寸
Panel cutout



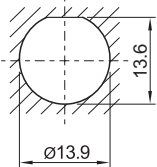
ST1213 / P_ ST1213 / S_

前螺母插座
与ST1210相配

Front-nut mount
Mate with ST1210



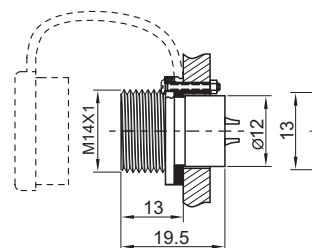
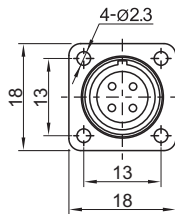
开孔尺寸
Panel cutout



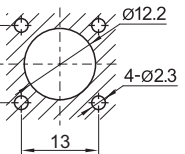
ST1214 / P_ ST1214 / S_

方形法兰插座
与ST1210相配

Square flange
Mate with ST1210



开孔尺寸
Panel cutout



焊接芯件参数 Solder contact spec

芯数 Number of contact	2	3	4	5	6	7	9
公端绝缘体正面图 Male contact face view							
额定电流 (A) Rated current (A)	13	13	5	5	5	5	3
接触件直径 (mm) Contact diameter (mm)	Ø1.6X2	Ø1.6X3	Ø1X4	Ø1X5	Ø1X6	Ø1X7	Ø0.7X9
工作电压 (AC.V) Rated voltage (AC.V)	250	250	200	180	125	125	125
耐压 (AC.V) 1 min Test voltage (AC.V) 1 min	1500	1500	1500	1000	1000	1000	1000
接触电阻 (mΩ) Contact resistance (mΩ)	2.5	2.5	5	5	5	5	10
线规 (mm ² /AWG) Wire size (mm ² /AWG)	≤2/14	≤2/14	≤0.75/18	≤0.75/18	≤0.75/18	≤0.75/18	≤0.5/20

IP68

- SP系列 IP68
- SP Series IP68
- 螺纹锁紧
- Threaded coupling

★ 接触件可以是插针或插孔
Each side can be male or female contact



材料和技术参数
Material and spec

接插方式	Coupling	螺纹锁紧	Threaded
外壳材料	Shell material	热塑性塑料PC, PA66 防火等级: V-0	PC, Nylon66, fire resistance: V-0
绝缘体	Insert material	热塑性塑料PPS, 耐高温260℃	PPS, max temperature 260 °C
接触件材料	Contact material	铜镀金	Brass with gold plating
接线方式	Termination	焊接: SP 11, SP13, SP17, SP21, SP25, SP29 压接: SP17, SP21, SP25, SP29 螺丝压接: SP17, SP21, SP25, SP29(Ø2, Ø2.5, Ø3, Ø3.5mm插针)	Solder: SP 11, SP13, SP17, SP21, SP25, SP29, Crimp: SP17, SP21, SP25, SP29 Screw: SP17, SP21, SP25, SP29(Ø2, Ø2.5, Ø3, Ø3.5mm contact)
电缆直径	Cable outer diameter range	SP11: I: 3-4mm, II: 4-6.5mm(不标) SP17: 6-10mm SP25: I: 10-14mm (不标), II: 7-12mm	SP13: I: 4-6.5mm(不标), II: 5-8mm SP21: I: 4.5-7mm, II: 7-12mm(不标), III: 5-9mm SP29: I: 9-13mm, II: 13-16mm(不标)
防护等级	IP rating	IP68	
接插次数	Mating cycle	500	
温度范围	Temperature range	-40℃~+85℃	
绝缘电阻	Insulation resistance	2000 MΩ	

SP11 Series

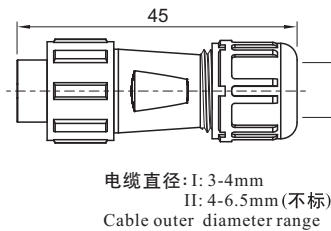
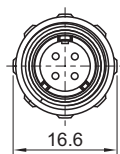


电缆插头
与SP1111、SP1111C、
SP1112相配

Cable connector
Mate with SP1111,
SP1111C, SP1112

SP1110/P ——— SP1110/S
插针 Male contact

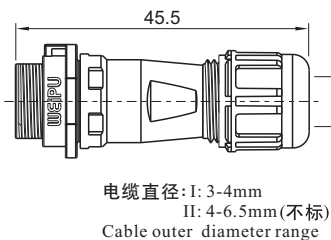
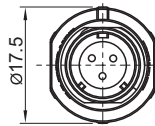
电缆直径: Cable outer diameter range
I: 3-4mm II: 4-6.5mm(不标)
芯数 Number of contact
插孔 Female contact



电缆对接插座C
与SP1110相配

In-line cable connector C
Mate with SP1110

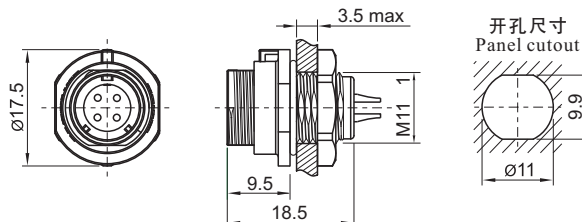
SP1111C/P ——— SP1111C/S ———



后螺母插座
与SP1110相配

Rear-nut mount
Mate with SP1110

SP1112/P ——— SP1112/S ———



焊接芯件参数
Solder contact spec

芯数 Number of contact	2	3	4	5
公端绝缘体正面图 Male contact face view				
额定电流 (A) Rated current (A)	5	5	3	3
接触件直径(mm) Contact diameter(mm)	Ø1X2	Ø1X3	Ø0.7X4	Ø0.7X5
工作电压 (AC.V) Rated voltage (AC.V)	180	180	125	125
耐压 (AC.V) 1 min Test voltage(AC.V) 1 min	1000	1000	1000	1000
接触电阻 (mΩ) Contact resistance (mΩ)	5	5	10	10
线规 (mm²/AWG) Wire size (mm²/AWG)	≤0.75/18	≤0.75/18	≤0.5/20	≤0.5/20

SP11 Series



电缆插头
与SP1111、SP1112相配

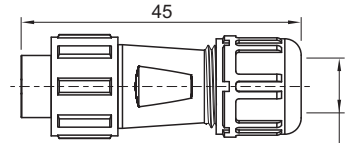
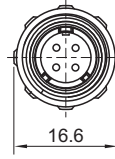
Cable connector
Mate with SP1111, SP1112

SP1110/P

SP1110/S

插针 Male contact

(CU):
颜色:全黑色 Colour: All black
芯数 Number of contact
插孔 Female contact



电缆直径: 4-6.5mm
Cable outer diameter range

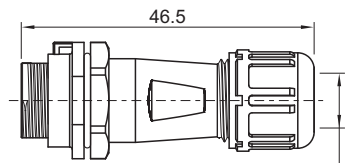
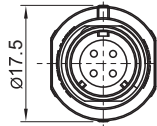


电缆对接插座
与SP1110相配

In-line cable connector
Mate with SP1110

SP1111/P

SP1111/S



电缆直径: 4-6.5mm
Cable outer diameter range

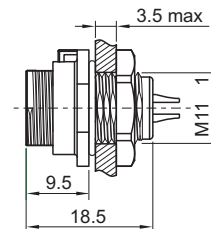
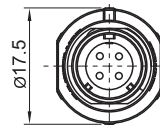


后螺母插座
与SP1110相配

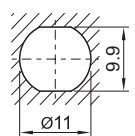
Rear-nut mount
Mate with SP1110

SP1112/P

SP1112/S



开孔尺寸
Panel cutout



焊接芯件参数

Solder contact spec

芯数 Number of contact	4	5
公端绝缘体正面图 Male contact face view		
额定电流 (A) Rated current (A)	3	3
接触件直径(mm) Contact diameter(mm)	∅0.7X4	∅0.7X5
工作电压 (AC.V) Rated voltage (AC.V)	125	125
耐压 (AC.V) 1 min Test voltage(AC.V) 1 min	1000	1000
接触电阻 (mΩ) Contact resistance(mΩ)	10	10
线规 (AWG) Wire size(AWG)	20	20

SP13 Series

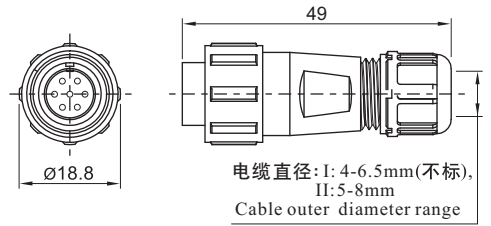


SP1310 / P — 插针 Male contact
SP1310 / S — 插孔 Female contact

电缆插头
与SP1311、SP1311C、SP1312 相配

Cable connector
Mate with SP1311,
SP1311C, SP1312

电缆外径 Cable outer diameter range
I: 4-6.5mm(不标), II: 5-8mm
芯数 Number of contact
插孔 Female contact



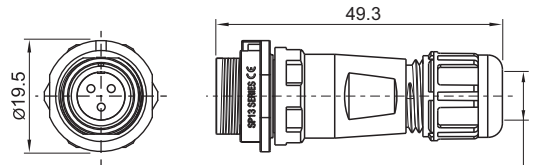
电缆直径: I: 4-6.5mm(不标), II: 5-8mm
Cable outer diameter range



SP1311C / P — SP1311 C / S —

电缆对接插座C
与SP1310 相配

In-line cable connector C
Mate with SP1310



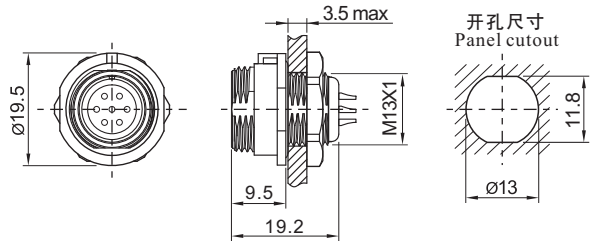
电缆直径: I: 4-6.5mm(不标), II: 5-8mm
Cable outer diameter range



SP1312 / P — SP1312 / S — 芯数 Number of contact

后螺母插座
与SP1310 相配

Rear-nut mount
Mate with SP1310



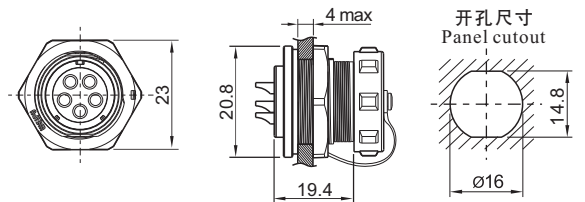
开孔尺寸
Panel cutout



SP1315 / P — SP1315 / S —

前螺母插座
与SP1310 相配

Front-nut mount
Mate with SP1310



开孔尺寸
Panel cutout

焊接芯件参数表

Solder contact spec

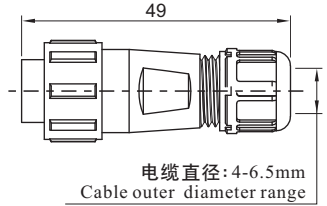
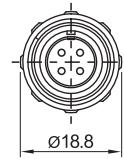
芯数 Number of contact	2	3	4	5	6	7	9
公端绝缘体正面图 Male contact face view							
额定电流 (A) Rated current (A)	13	13	5	5	5	5	3
接触件直径 (mm) Contact diameter (mm)	Ø1.6X2	Ø1.6X3	Ø1X4	Ø1X5	Ø1X6	Ø1X7	Ø0.7X9
工作电压 (AC.V) Rated voltage (AC.V)	250	250	200	180	125	125	125
耐压 (AC.V) 1 min Test voltage(AC.V) 1 min	1500	1500	1500	1000	1000	1000	1000
接触电阻(mΩ) Contact resistance (mΩ)	2.5	2.5	5	5	5	5	10
线规 (mm²/AWG) Wire size (mm²/AWG)	≤2/14	≤2/14	≤0.75/18	≤0.75/18	≤0.75/18	≤0.75/18	≤0.5/20

SP13 Series



电缆插头
与SP1311、SP1312 相配

Cable connector
Mate with SP1311, SP1312



SP1310 / P — — SP1310 / S — —

插针 Male contact

(CU): 颜色: 全黑色 Colour: All black

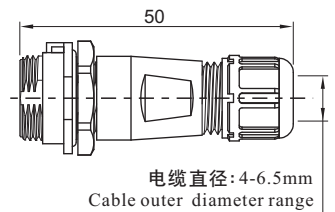
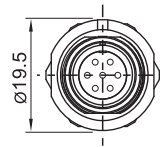
芯数 Number of contact

插孔 Female contact



电缆对接插座
与SP1310 相配

In-line cable connector
Mate with SP1310

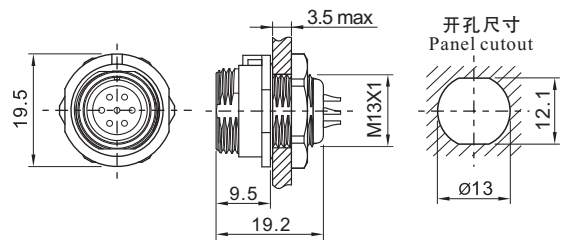


SP1311 / P — — SP1311 / S — —



后螺母插座
与SP1310 相配

Rear-nut mount
Mate with SP1310



SP1312 / P — — SP1312 / S — —

(CU):

芯数 Number of contact

焊接芯件参数表

Solder contact spec

芯数 Number of contact	4	5	6	7	9
公端绝缘体正面图 Male contact face view					
额定电流 (A) Rated current (A)	5	5	5	5	3
接触件直径 (mm) Contact diameter (mm)	Ø1X4	Ø1X5	Ø1X6	Ø1X7	Ø0.7X9
工作电压 (AC.V) Rated voltage (AC.V)	300	300	300	300	125
耐压 (AC.V) 1 min Test voltage (AC.V) 1 min	1500	1000	1000	1000	1000
接触电阻 (mΩ) Contact resistance (mΩ)	5	5	5	5	10
线规 (AWG) Wire size (AWG)	20	20	20	20	20

SP17 Series



SP1710 / P _ _ _

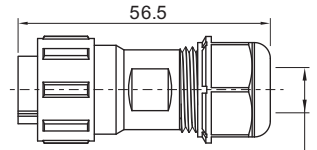
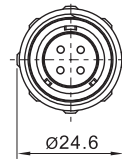
SP1710 / S _ _ _

插针 Male contact

电缆插头

与SP1711、SP1711C、SP1712相配

Cable connector
Mate with SP1711, SP1711C,
SP1712



电缆直径: 6-10mm
Cable outer diameter range

- 1: 焊接(不标), 3: 压接
1: solder, 3: crimp
- 芯数 Number of contact
- 插孔 Female contact

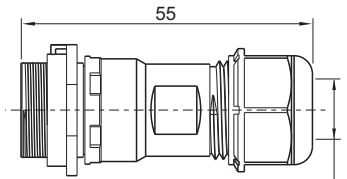
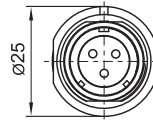


SP1711C / P _ _ _

SP1711C / S _ _ _

电缆对接插座C
与SP1710相配

In-line cable connector C
Mate with SP1710



电缆直径: 6-10mm
Cable outer diameter range

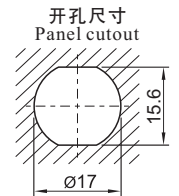
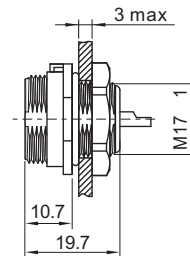
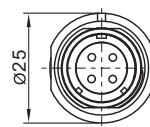


SP1712 / P _ _ _

SP1712 / S _ _ _

后螺母插座
与SP1710相配

Rear-nut mount
Mate with SP1710



焊接芯件参数表
Solder contact spec

★压接芯件参数表在P20页
Crimp contact spec see P20

芯数 Number of contact	2	3	4	2B	3B	4B	5	7	9	10
公端绝缘体正面图 Male contact face view										
额定电流 (A) Rated current (A)	10	10	5	15	15	15	5	5	5	5
接触件直径(mm) Contact diameter(mm)	Ø1.5X2	Ø1.5X3	Ø1X4	Ø2X2	Ø2X3	Ø2X4	Ø1X5	Ø1X7	Ø1X9	Ø1X10
工作电压 (AC.V) Rated voltage (AC.V)	500	500	500	500	500	500	500	400	400	400
耐压 (AC.V) 1 min Test voltage(AC.V) 1 min	1500	1500	1500	1500	1500	1500	1500	1200	1200	1200
接触电阻 (mΩ) Contact resistance (mΩ)	2.5	2.5	5	2.5	2.5	2.5	5	5	5	5
线规 (mm²/AWG) Wire size (mm²/AWG)	≤2/14	≤2/14	≤0.75/18	≤2/14	≤2/14	≤2/14	≤0.75/18	≤0.75/18	≤0.75/18	≤0.75/18

SP17 Series



侧向螺丝压接电缆插头
与SP1711、SP1712相配

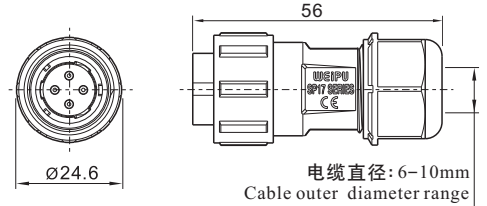
Plug with horizontal mount screw
Mate with SP1711, SP1712

SP1710 / P__-9

SP1710 / S__-9

插针 Male contact

芯数 Number of contact
插孔 Female contact

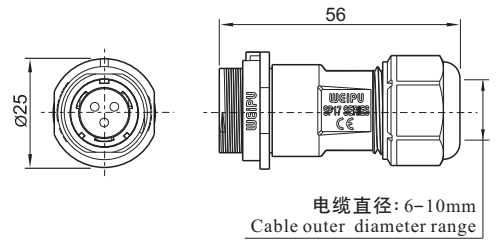


侧向螺丝压接电缆对接插座
与SP1710相配

Connector with horizontal mount screw
Mate with SP1710

SP1711 / P__-9

SP1711 / S__-9

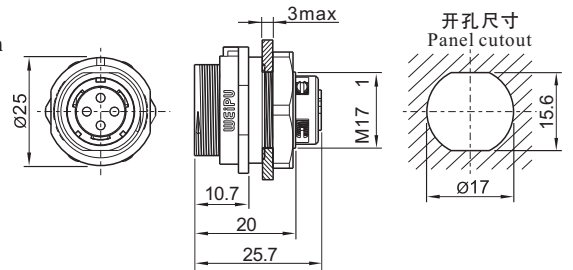


侧向螺丝压接后螺母插座
与SP1710相配

Rear-nut mount receptacle with horizontal mount screw
Mate with SP1710

SP1712 / P__-9

SP1712 / S__-9



对边 1.3

螺丝压接芯件参数表

Screw contact spec

芯数 Number of contact	2B	3B	4B
公端绝缘体正面图 Male contact face view			
额定电流 (A) Rated current (A)	15	15	15
接触件直径(mm) Contact diameter(mm)	Ø2X2	Ø2X3	Ø2X4
工作电压 (AC.V) Rated voltage (AC.V)	500	500	500
耐压 (AC.V) 1 min Test voltage(AC.V) 1 min	1500	1500	1500
接触电阻 (mΩ) Contact resistance (mΩ)	2.5	2.5	2.5
线规 (mm ² /AWG) Wire size (mm ² /AWG)	Min:0.75/18 Max:2/14	Min:0.75/18 Max:2/14	Min:0.75/18 Max:2/14

SP21 Series

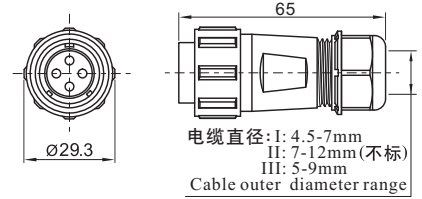
**SP
21**



SP2110 / P 插针 Male contact
SP2110 / S 插孔 Female contact

电缆插头
与SP2111、SP2111C、SP2112、SP2113相配
Cable connector
Mate with SP2111, SP2111C, SP2112, SP2113

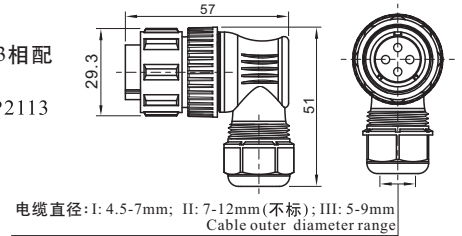
1: 焊接 (不标), 2: 螺丝压接, 3: 压接
1: solder, 2: screw, 3: crimp
电缆直径 Cable outer diameter range
I: 4.5-7mm, II: 7-12mm (不标), III: 5-9mm
芯数 Number of contact



SP2116 / P 芯数 Number of contact
SP2116 / S

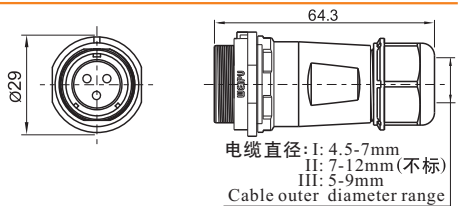
弯式电缆插头
与SP2111、SP2111C、SP2112、SP2113相配
Angled cable connector
Mate with SP2111, SP2111C, SP2112, SP2113

1: 焊接 (不标), 2: 螺丝压接, 3: 压接
1: solder, 2: screw, 3: crimp
电缆直径 Cable outer diameter range
I: 4.5-7mm, II: 7-12mm (不标), III: 5-9mm



SP2111C / P 芯数 Number of contact
SP2111C / S

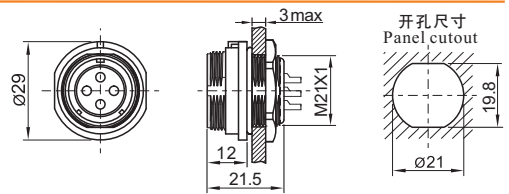
电缆对接插座C
与SP2110、SP2116相配
In-line cable connector C
Mate with SP2110, SP2116



SP2112 / P 芯数 Number of contact
SP2112 / S

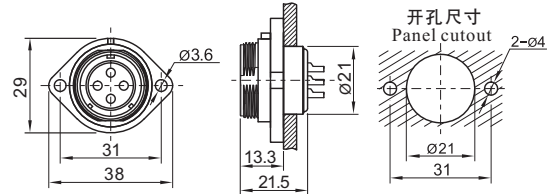
后螺母插座
与SP2110、SP2116相配
Rear-nut mount
Mate with SP2110, SP2116

1: 焊接 (不标), 2: 螺丝压接, 3: 压接
1: solder, 2: screw, 3: crimp



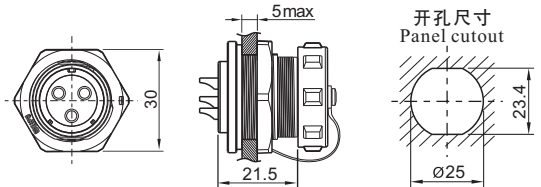
SP2113 / P 芯数 Number of contact
SP2113 / S

两孔法兰插座
与SP2110、SP2116相配
2-hole flange
Mate with SP2110, SP2116



SP2115 / P 芯数 Number of contact
SP2115 / S

前螺母插座
与SP2110、SP2116相配
Front-nut mount
Mate with SP2110, SP2116



焊接芯件参数表 Solder contact spec

★压接芯件参数表在P20页
Crimp contact spec see P20

★螺丝压接芯件参数表在P21页
Screw contact spec see P21

芯数 Number of contact	2	3	4	5	5B	5C	6	6B	7	8	9	12	15
公端绝缘体正面图 Male contact face view													
额定电流 (A) Rated current (A)	30	30	30	30	30 5	15	25 5	30 5	15	10	5	5	5
接触件直径 (mm) Contact diameter (mm)	Ø3X2	Ø3X3	Ø3X4	Ø3X5	Ø3X2 Ø1X3	Ø2X5	Ø2.5X4 Ø1X2	Ø3X2 Ø1X4	Ø2X7	Ø1.5X8	Ø1X9	Ø1X12	Ø1X15
工作电压 (AC.V) Rated voltage (AC.V)	500	500	500	500	500	500	500	500	500	500	400	400	400
耐压 (AC.V) 1 min Test voltage (AC.V) 1 min	1500	1500	1500	1500	1500	1500	1500	1500	1500	1500	1200	1200	1200
接触电阻 (mΩ) Contact resistance (mΩ)	1	1	1	1	1 5	2.5	1 5	1 5	2.5	2.5	5	5	5
接线方式 Termination	焊接/螺丝压接 solder/screw	焊接/螺丝压接 solder/screw	焊接/螺丝压接 solder/screw	焊接/螺丝压接 solder/screw	焊接 solder	焊接 solder	焊接 solder	焊接 solder	焊接 solder	焊接 solder	焊接 solder	焊接 solder	焊接 solder
焊接线规 (mm ² /AWG) Wire size for solder (mm ² /AWG)	≤4/12	≤4/12	≤4/12	≤4/12	≤4/12 ≤0.75/18	≤2/14	≤4/12 ≤0.75/18	≤4/12 ≤0.75/18	≤2/14	≤2/14	≤0.75/18	≤0.75/18	≤0.75/18
螺丝压接线规 (mm ² /AWG) Wire size for screw termination (mm ² /AWG)	Min:0.5/20 Max1.5/15	Min:0.5/20 Max1.5/15	Min:0.5/20 Max1.5/15	Min:0.5/20 Max1.5/15	/	/	/	/	/	/	/	/	/

SP21 Series

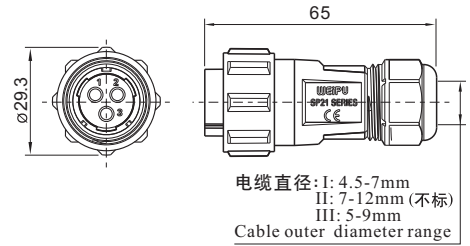


**SP
21**



侧向螺丝压接电缆插头 与SP2111、SP2112相配

Plug with horizontal mount screw
Mate with SP2111, SP2112



SP2110 / P__-9 SP2110 / S__-9
 插针 Male contact 插孔 Female contact
 芯数 Number of contact

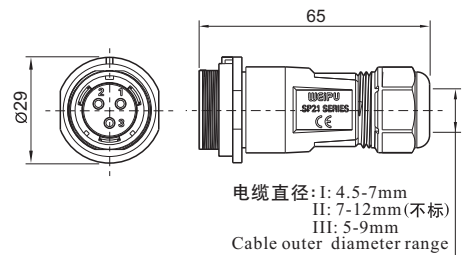
电缆直径 Cable outer diameter range
I: 4.5-7mm, II: 7-12mm (不标) III: 5-9mm
芯数 Number of contact

05



侧向螺丝压接电缆对接插座 与SP2110相配

Connector with horizontal mount screw
Mate with SP2110

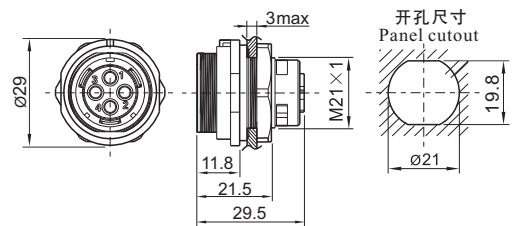


SP2111 / P__-9 SP2111 / S__-9



侧向螺丝压接后螺母插座 与SP2110相配

Rear-nut mount receptacle with horizontal mount screw
Mate with SP2110



SP2112 / P__-9 SP2112 / S__-9

芯数 Number of contact



螺丝压接芯件参数表

Screw contact spec

芯数 Number of contact	2	3	4	5
公端绝缘体正面图 Male contact face view				
额定电流 (A) Rated current (A)	30	30	30	30
接触件直径 (mm) Contact diameter (mm)	ø3X2	ø3X3	ø3X4	ø3X5
工作电压 (AC.V) Rated voltage (AC.V)	500	500	500	500
耐压 (AC.V) 1 min Test voltage(AC.V) 1 min	1500	1500	1500	1500
接触电阻 (mΩ) Contact resistance (mΩ)	1	1	1	1
螺丝压接线规 (mm ² /AWG) Wire size for screw termination (mm ² /AWG)	Min:0.75/18 Max: 4/12	Min:0.75/18 Max: 4/12	Min:0.75/18 Max: 4/12	Min:0.75/18 Max: 4/12

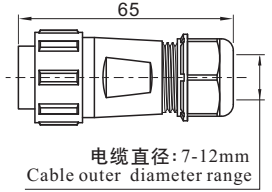
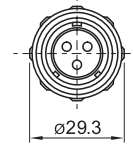
SP21 Series



电缆插头
与SP2111、SP2112、SP2113相配

Cable connector
Mate with SP2111, SP2112, SP2113

(U): , (CU):
颜色: 全黑色 Colour: All black



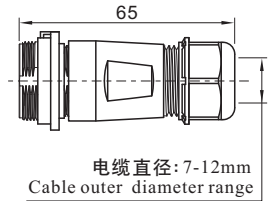
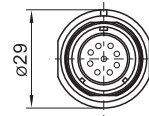
SP2110 / P __ __ SP2110 / S __ __
插针 Male contact 插孔 Female contact

芯数 Number of contact



电缆对接插座
与SP2110相配

In-line cable connector
Mate with SP2110

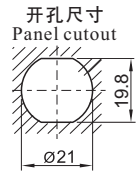
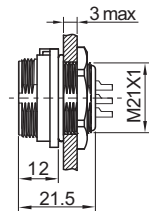
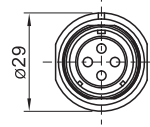


SP2111 / P __ __ SP2111 / S __ __



后螺母插座
与SP2110相配

Rear-nut mount
Mate with SP2110



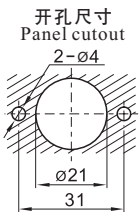
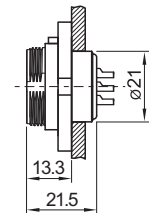
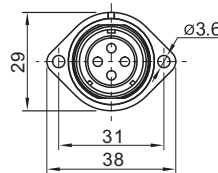
SP2112 / P __ __ SP2112 / S __ __

(U): , (CU):
芯数 Number of contact



两孔法兰插座
与SP2110相配

2-hole flange
Mate with SP2110



SP2113 / P __ __ SP2113 / S __ __

焊接芯件参数表

Solder contact spec

芯数 Number of contact	2	3	4	5
公端绝缘体正面图 Male contact face view				
额定电流 (A) Rated current (A)	30 20 	30 20 	30 20 	30 20
接触件直径 (mm) Contact diameter (mm)	Ø3X2	Ø3X3	Ø3X4	Ø3X5
工作电压 (AC.V) Rated voltage (AC.V)	500	500	500	500
耐压 (AC.V) 1 min Test voltage(AC.V) 1 min	1500	1500	1500	1500
接触电阻 (mΩ) Contact resistance (mΩ)	1	1	1	1
接线方式 Termination	焊接 solder	焊接 solder	焊接 solder	焊接 solder
焊接线规 (AWG) Wire size for solder (AWG)	12	12	12	12

SP25 Series



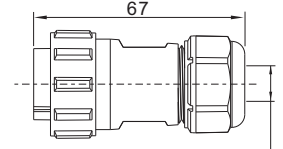
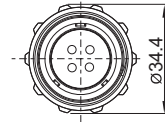
SP 25



SP2510 / P --- SP2510 / S ---
插针 Male contact

电缆插头
与SP2511、SP2511C、SP2512、SP2513相配
Cable connector
Mate with SP2511, SP2511C, SP2512, SP2513

1:焊接(不标), 2:螺丝压接, 3:压接
1:solder, 2:screw, 3:crimp
电缆直径:Cable outer diameter range
I: 10-14mm(不标); II: 7-12mm
芯数 Number of contact
插孔 Female contact

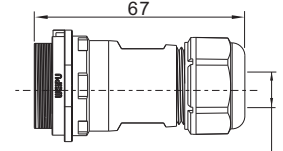
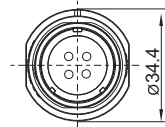


电缆直径:I:10-14mm(不标); II:7-12mm
Cable outer diameter range



SP2511C / P --- SP2511C / S ---

电缆对接插座C
与SP2510相配
In-line cable connector C
Mate with SP2510



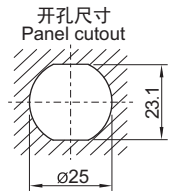
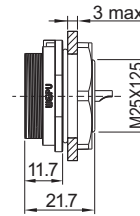
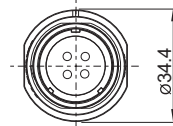
电缆直径:I:10-14mm(不标); II:7-12mm
Cable outer diameter range



SP2512 / P --- SP2512 / S ---

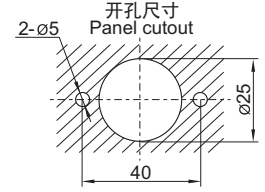
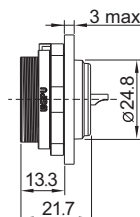
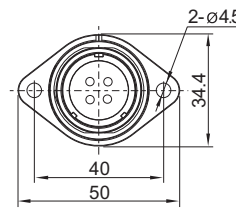
后螺母插座
与SP2510相配
Rear-nut mount
Mate with SP2510

1:焊接(不标), 2:螺丝压接, 3:压接
1:solder, 2:screw, 3:crimp
芯数 Number of contact



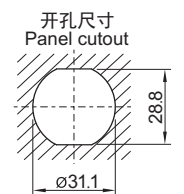
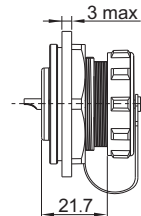
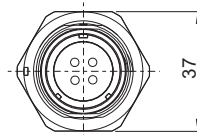
SP2513 / P --- SP2513 / S ---

两孔法兰插座
与SP2510相配
2-hole flange
Mate with SP2510



SP2515 / P --- SP2515 / S ---

前螺母插座
与SP2510相配
Front-nut mount
Mate with SP2510



焊接芯件参数 Solder contact spec

★压接芯件参数表在P20页
Crimp contact spec see P20

★螺丝压接芯件参数表在P21页
Screw contact spec see P21

芯数 Number of contact	2	3	4	9	10	12	12B	19
公端绝缘体正面图 Male contact face view								
额定电流(A) Rated current(A)	25	25	25	5 25	10	10	5 30	5
接触件直径(mm) Contact diameter(mm)	ø2.5X2	ø2.5X3	ø2.5X4	ø1X5 ø2.5X4	ø1.5X10	ø1.5X12	ø1X9 ø3X3	ø1X19
工作电压(AC.V) Rated voltage(AC.V)	500	500	500	500	500	500	500	400
耐压(AC.V) 1 min Test voltage(AC.V) 1 min	1500	1500	1500	1500	1500	1500	1500	1200
接触电阻(mΩ) Contact resistance(mΩ)	1	1	1	5 1	2.5	2.5	5 1	5
接线方式 Termination	焊接/螺丝压接 solder/screw	焊接/螺丝压接 solder/screw	焊接/螺丝压接 solder/screw	/	/	/	/	/
线规(mm ² /AWG) Wire size(mm ² /AWG)	≤4/11	≤4/11	≤4/11	≤0.75/18 ≤4/11	≤2/14	≤2/14	≤0.75/18 ≤4/11	≤0.75/18
螺丝压接线规(mm ² /AWG) Wire size for screw termination	Min:0.5/20 Max1.5/15	Min:0.5/20 Max1.5/15	Min:0.5/20 Max1.5/15	/	/	/	/	/

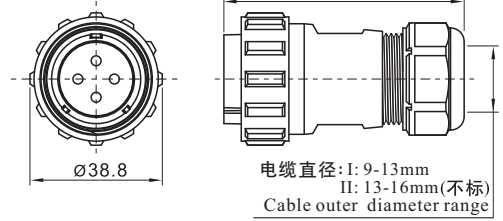
SP29 Series



电缆插头
与SP2911、SP2911C、SP2912、SP2913相配
Cable connector
Mate with SP2911, SP2911C, SP2912, SP2913

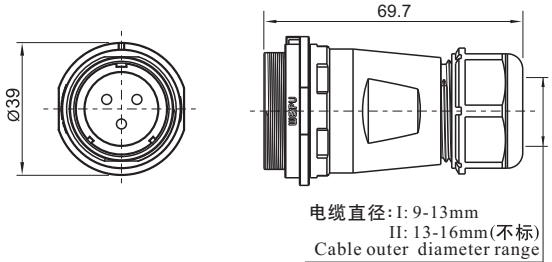
SP2910 / P --- SP2910 / S
插针 Male contact

1:焊接(不标), 2:螺丝压接, 3:压接
1:solder, 2:screw, 3:crimp
电缆直径:Cable outer diameter range
I: 9-13mm II: 13-16mm(不标)
芯数 Number of contact
插孔 Female contact



电缆对接插座C
与SP2910相配
In-line cable connector C
Mate with SP2910

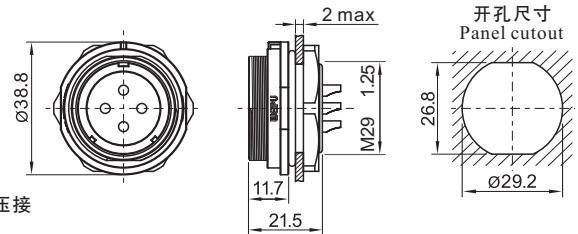
SP2911C / P --- SP2911C / S ---



后螺母插座
与SP2910相配
Rear-nut mount
Mate with SP2910

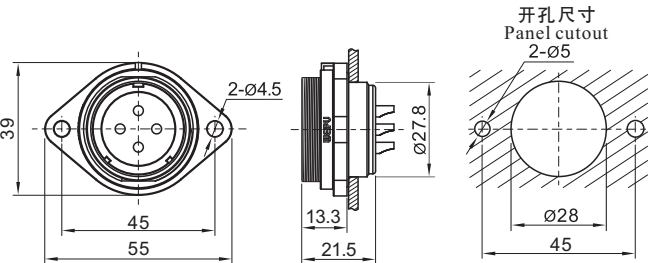
SP2912 / P --- SP2912 / S ---

1:焊接(不标), 2:螺丝压接, 3:压接
1:solder, 2:screw, 3:crimp
芯数 Number of contact



两孔法兰插座
与SP2910相配
2-hole flange
Mate with SP2910

SP2913 / P --- SP2913 / S ---



焊接芯件参数 Solder contact spec

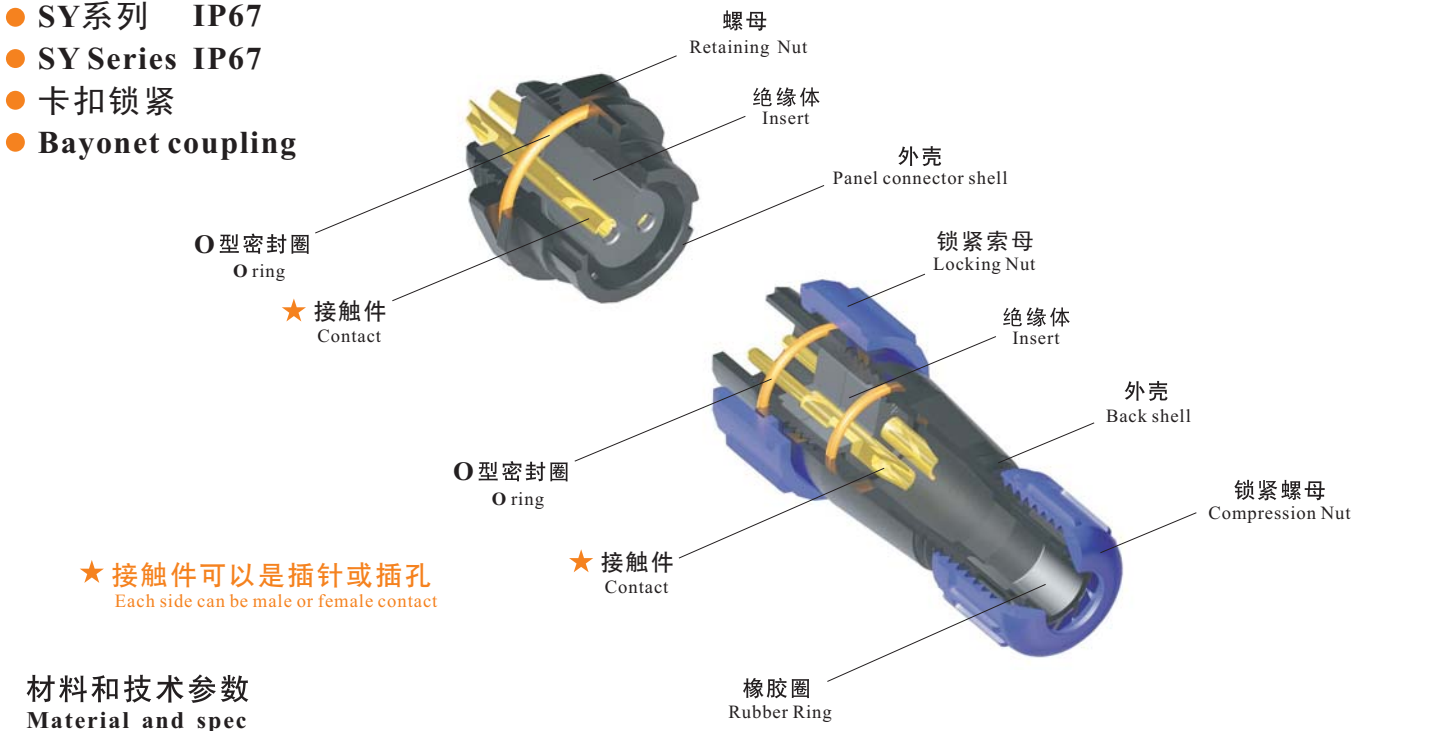
★压接芯件参数表在P20页
Crimp contact spec see P20

★螺丝压接芯件参数表在P21页
Screw contact spec see P21

芯数 Number of contact	2	3	4	7	8	8B	9	10	10B	12	16	17	20	24	26	35	
公端绝缘体正面图 Male contact face view																	
额定电流 (A) Rated current (A)	50	50	25	25	25	60.5	25.5	25	10	10	10	10	5	5	5	5	
接触件直径(mm) Contact diameter(mm)	Ø3.5X2	Ø3.5X3	Ø2.5X4	Ø2.5X7	Ø2.5X8	Ø5X2 Ø1X6	Ø2.5X4 Ø1X5	Ø2.5X10	Ø1.5X10	Ø1.5X12	Ø1.5X16	Ø1.5X17	Ø1X20	Ø1X24	Ø1X26	Ø1X35	
工作电压 (AC.V) Rated voltage (AC.V)	500	500	500	500	500	500 400	500	500	500	500	500	500	400	400	400	400	
耐压 (AC.V) 1 min Test voltage(AC.V) 1 min	1500	1500	1500	1500	1500	1500	1500	1500	1500	1500	1500	1500	1200	1200	1200	1200	
接触电阻 (mΩ) Contact resistance(mΩ)	0.5	0.5	1	1	1	0.5.5	1.5	1	2.5	2.5	2.5	2.5	5	5	5	5	
接线方式 Termination	焊接/螺丝压接 solder/screw	焊接/螺丝压接 solder/screw	焊接/螺丝压接 solder/screw	焊接/螺丝压接 solder/screw	焊接/螺丝压接 solder/screw	焊接 solder	焊接 solder	焊接/螺丝压接 solder/screw	焊接 solder	焊接 solder	焊接 solder	焊接 solder	焊接 solder	焊接 solder	焊接 solder	焊接 solder	焊接 solder
线规 (mm ² /AWG) Wire size (mm ² /AWG)	≤10/7	≤10/7	≤4/11	≤4/11	≤4/11	≤16/5 ≤0.75/8	≤4/11	≤4/11	≤2/14	≤2/14	≤2/14	≤2/14	≤2/14	≤0.75/18	≤0.75/18	≤0.75/18	≤0.75/18
螺丝压接线规 (mm ² /AWG) Wire size for screw termination	Min:0.5/20 Max:6/10	Min:0.5/20 Max:6/10	Min:0.5/20 Max:1.5/15	Min:0.5/20 Max:1.5/15	Min:0.5/20 Max:1.5/15	/	/	Min:0.5/20 Max:1.5/15	/	/	/	/	/	/	/	/	/

IP67

- SY系列 IP67
- SY Series IP67
- 卡扣锁紧
- Bayonet coupling




★接触件可以是插针或插孔
Each side can be male or female contact

材料和技术参数
Material and spec


接插方式	Coupling	卡扣锁紧	Bayonet
外壳材料	Shell material	热塑性塑料PC, PA66 防火等级: V-0	PC, Nylon66, fire resistance: V-0
绝缘体	Insert material	热塑性塑料PPS, 耐高温260℃	PPS, max temperature 260 °C
接触件材料	Contact material	铜镀金	Brass with gold plating
接线方式	Termination	焊接: SY11, SY13, SY17, SY21, SY25, SY29 压接: SY17, SY21, SY25, SY29 螺丝压接: SY21, SY25, SY29(Ø2.5, Ø3, Ø3.5mm插针)	Solder: SY11, SY13, SY17, SY21, SY25, SY29 Crimp: SY17, SY21, SY25, SY29 Screw: SY21, SY25, SY29(Ø2.5, Ø3, Ø3.5mm contact)
电缆直径	Cable outer diameter range	SY11: I:3-4mm, II:4-6.5mm(不标) SY17: 6-10mm SY25: I:10-14mm(不标)	SY13: I: 4-6.5mm(不标), II: 5-8mm SY21: I: 4.5-7mm, II: 7-12mm(不标), III: 5-9mm SY29: I: 9-13mm, II: 13-16mm(不标)
防护等级	IP rating	IP67	
接插次数	Mating cycle	500	
温度范围	Temperature range	-40℃~+85℃; 信号、数据: -20℃~+70℃	
绝缘电阻	Insulation resistance	2000 MΩ	

SY11 Series



电缆插头
与SY1111、SY1111C、SY1112相配

Cable connector
Mate with SY1111,
SY1111C, SY1112



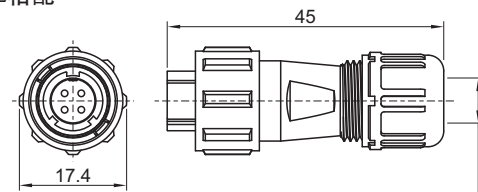
SY1110 / P — — SY1110 / S — —

插针 Male contact


插孔 Female contact

电缆直径: Cable outer diameter range
I: 3-4mm, II: 4-6.5mm(不标)

芯数 Number of contact

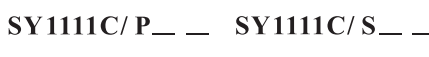


电缆直径: I: 3-4mm,
II: 4-6.5mm(不标)
Cable outer diameter range

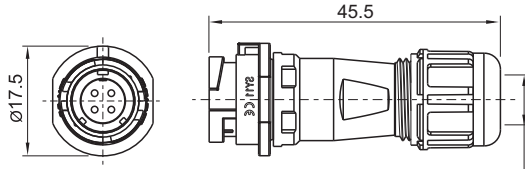


电缆对接插座C
与SY1110相配


In-line cable connector C
Mate with SY1110



SY1111C / P — — SY1111C / S — —




电缆直径: I: 3-4mm,
II: 4-6.5mm(不标)
Cable outer diameter range



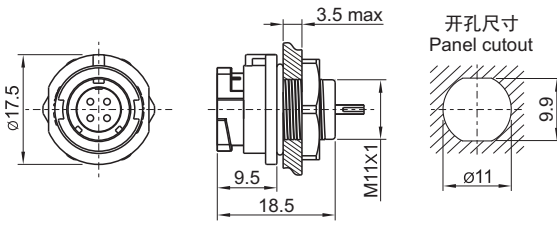
后螺母插座
与SY1110相配

Rear-nut mount
Mate with SY1110



SY1112 / P — — SY1112 / S — —





芯数 Number of contact



开孔尺寸
Panel cutout

焊接芯件参数

Solder contact spec

芯数 Number of contact	2	3	4	5
公端绝缘体正面图 Male contact face view				
额定电流 (A) Rated current (A)	5	5	3	3
接触件直径(mm) Contact diameter(mm)	∅1X2	∅1X3	∅0.7X4	∅0.7X5
工作电压 (AC.V) Rated voltage (AC.V)	180	180	125	125
耐压 (AC.V) 1 min Test voltage(AC.V) 1 min	1000	1000	1000	1000
接触电阻 (mΩ) Contact resistance(mΩ)	5	5	10	10
线规 (mm ² /AWG) Wire size (mm ² /AWG)	≤0.75/18	≤0.75/18	≤0.5/20	≤0.5/20

SY11 Series



电缆插头
与SY1111、SY1112相配

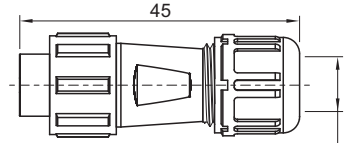
Cable connector
Mate with SY1111, SY1112

SY1110/P__

SY1110/S__

插针 Male contact

(CU):
颜色: 全黑色 Colour: All black
芯数 Number of contact
插孔 Female contact



电缆直径: 4-6.5mm
Cable outer diameter range

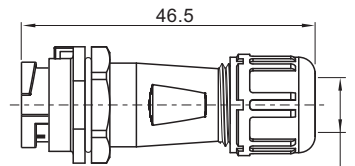
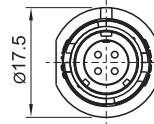


电缆对接插座
与SY1110相配

In-line cable connector
Mate with SY1110

SY1111/P__

SY1111/S__



电缆直径: 4-6.5mm
Cable outer diameter range

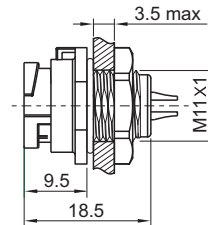
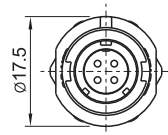


后螺母插座
与SY1110相配

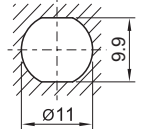
Rear-nut mount
Mate with SY1110

SY1112/P__

SY1112/S__



开孔尺寸
Panel cutout



焊接芯件参数

Solder contact spec

芯数 Number of contact	4	5
公端绝缘体正面图 Male contact face view		
额定电流 (A) Rated current (A)	3	3
接触件直径(mm) Contact diameter(mm)	Ø0.7X4	Ø0.7X5
工作电压 (AC.V) Rated voltage (AC.V)	125	125
耐压 (AC.V) 1 min Test voltage(AC.V) 1 min	1000	1000
接触电阻 (mΩ) Contact resistance(mΩ)	10	10
线规 (AWG) Wire size (AWG)	20	20

SY13 Series

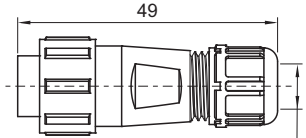
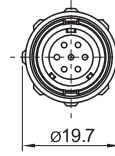


SY1310 / P — **SY1310 / S**

插针 Male contact

电缆插头
与SY1311、SY1311C、SY1312相配

Cable connector
Mate with SY1311,
SY1311C, SY1312



电缆直径: I: 4-6.5mm (不标),
II: 5-8mm
Cable outer diameter range

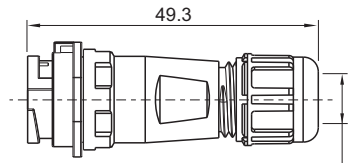
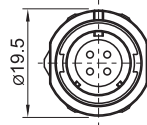
电缆外径 Cable outer diameter range
I: 4-6.5mm (不标), II: 5-8mm
芯数 Number of contact
插孔 Female contact



SY1311C / P — **SY1311C / S**

电缆对接插座C
与SY1310 相配

In-line cable connector C
Mate with SY1310



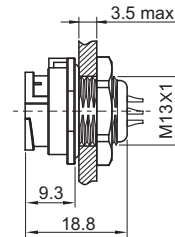
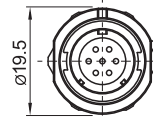
电缆直径: I: 4-6.5mm (不标),
II: 5-8mm
Cable outer diameter range



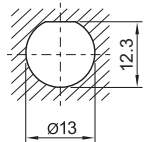
SY1312 / P — **SY1312 / S**

后螺母插座
与SY1310 相配

Rear-nut mount
Mate with SY1310



开孔尺寸
Panel cutout



芯数 Number of contact

焊接芯件参数表
Solder contact spec

芯数 Number of contact	2	3	4	5	6	7	9
公端绝缘体正面图 Male contact face view							
额定电流 (A) Rated current (A)	13	13	5	5	5	5	3
接触件直径 (mm) Contact diameter (mm)	Ø1.6X2	Ø1.6X3	Ø1X4	Ø1X5	Ø1X6	Ø1X7	Ø0.7X9
工作电压 (AC.V) Rated voltage (AC.V)	250	250	200	180	125	125	125
耐压 (AC.V) 1 min Test voltage(AC.V) 1 min	1500	1500	1500	1000	1000	1000	1000
接触电阻 (mΩ) Contact resistance (mΩ)	2.5	2.5	5	5	5	5	10
线规 (mm²/AWG) Wire size (mm²/AWG)	≤2/14	≤2/14	≤0.75/18	≤0.75/18	≤0.75/18	≤0.75/18	≤0.5/20

SY13 Series



SY1310 / P

SY1310 / S

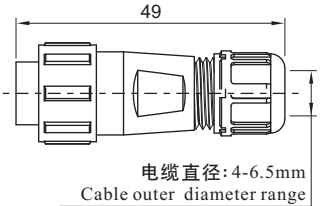
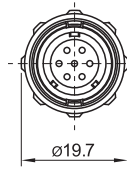
插针 Male contact

电缆插头
与SY1311、SY1312 相配

Cable connector
Mate with SY1311, SY1312

(CU):
颜色: 全黑色 Colour: All black

芯数 Number of contact
插孔 Female contact



电缆直径: 4-6.5mm
Cable outer diameter range

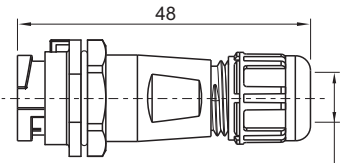
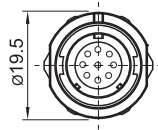


SY1311 / P

SY1311 / S

电缆对接插座
与SY1310 相配

In-line cable connector
Mate with SY1310



电缆直径: 4-6.5mm
Cable outer diameter range



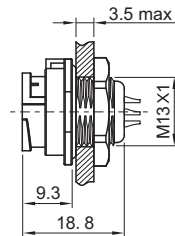
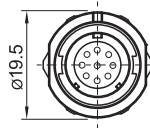
SY1312 / P

SY1312 / S

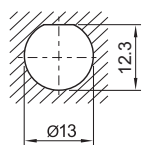
后螺母插座
与SY1310 相配

Rear-nut mount
Mate with SY1310

(CU):
芯数 Number of contact



开孔尺寸
Panel cutout



焊接芯件参数表
Solder contact spec

芯数 Number of contact	9
公端绝缘体正面图 Male contact face view	
额定电流 (A) Rated current (A)	3
接触件直径 (mm) Contact diameter (mm)	Ø0.7X9
工作电压 (AC.V) Rated voltage (AC.V)	125
耐压 (AC.V) 1 min Test voltage(AC.V) 1 min	1000
接触电阻(mΩ) Contact resistance (mΩ)	10
线规 (AWG) Wire size (AWG)	20

SY17 Series

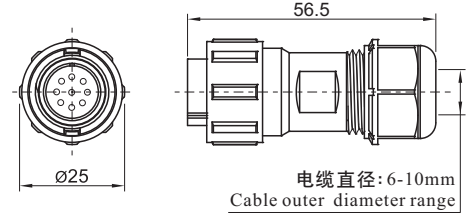


SY1710 / P 插针 Male contact
SY1710 / S 插孔 Female contact

电缆插头
与SY1711、SY1711C、SY1712相配

Cable connector
Mate with SY1711,
SY1711C, SY1712

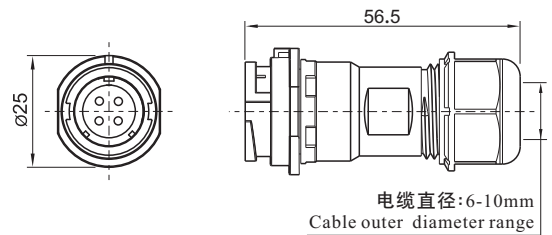
1: 焊接 (不标), 3: 压接
1: solder, 3: crimp
芯数 Number of contact
插孔 Female contact



SY1711C / P 插针 Male contact
SY1711C / S 插孔 Female contact

电缆对接插座C
与SY1710相配

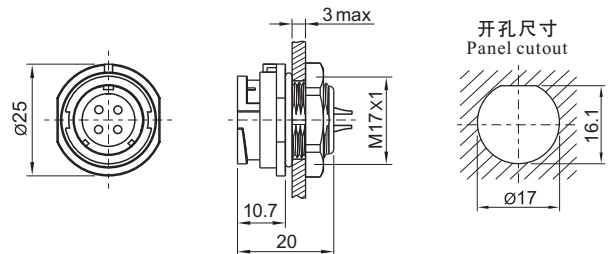
In-line cable connector C
Mate with SY1710



SY1712 / P 插针 Male contact
SY1712 / S 插孔 Female contact

后螺母插座
与SY1710相配

Rear-nut mount
Mate with SY1710



焊接芯件参数表

Solder contact spec

芯数 Number of contact	2	3	4	2B	3B	4B	5	7	9	10
公端绝缘体正面图 Male contact face view										
额定电流 (A) Rated current (A)	10	10	5	15	15	15	5	5	5	5
接触件直径(mm) Contact diameter(mm)	Ø1.5X2	Ø1.5X3	Ø1X4	Ø2X2	Ø2X3	Ø2X4	Ø1X5	Ø1X7	Ø1X9	Ø1X10
工作电压 (AC.V) Rated voltage (AC.V)	500	500	500	500	500	500	500	400	400	400
耐压 (AC.V) 1 min Test voltage(AC.V) 1 min	1500	1500	1500	1500	1500	1500	1500	1200	1200	1200
接触电阻 (mΩ) Contact resistance (mΩ)	2.5	2.5	5	2.5	2.5	2.5	5	5	5	5
线规 (mm²/AWG) Wire size (mm²/AWG)	≤2/14	≤2/14	≤0.75/18	≤2/14	≤2/14	≤2/14	≤0.75/18	≤0.75/18	≤0.75/18	≤0.75/18

SY21 Series

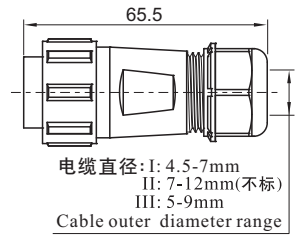
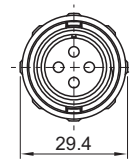
**SY
21**



SY2110 / P --- **SY2110 / S**
 插针 Male contact
 插孔 Female contact
 芯数 Number of contact

电缆插头
 与SY2111、SY2111C、SY2112、SY2113 相配
 Cable connector
 Mate with SY2111, SY2111C, SY2112, SY2113

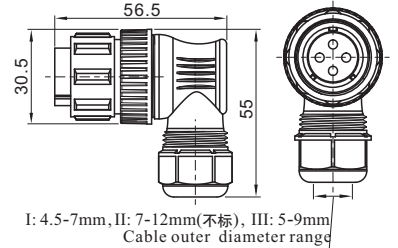
1: 焊接 (不标), 2: 螺丝压接, 3: 压接
 1: solder, 2: screw, 3: crimp
 电缆直径 Cable outer diameter range
 I: 4.5-7mm, II: 7-12mm(不标), III: 5-9mm



SY2116 / P --- **SY2116 / S**
 芯数 Number of contact

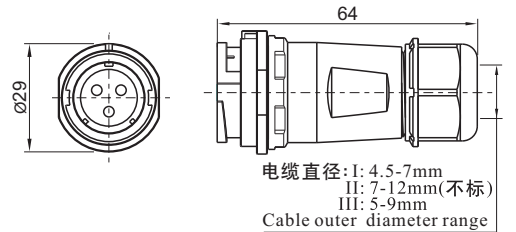
弯式电缆插头
 与SY2111、SY2111C、SY2112、SY2113 相配
 Angled cable connector
 Mate with SY2111, SY2111C, SY2112, SY2113

1: 焊接 (不标), 2: 螺丝压接, 3: 压接
 1: solder, 2: screw, 3: crimp
 电缆直径 Cable outer diameter range
 I: 4.5-7mm, II: 7-12mm(不标), III: 5-9mm



SY2111C / P --- **SY2111C / S**

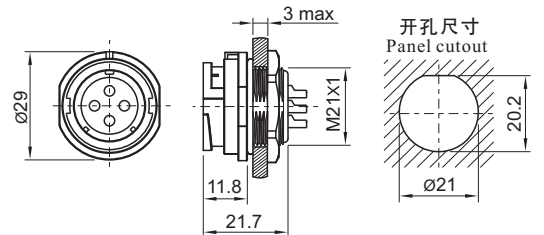
电缆对接插座 C
 与SY2110、SY2116相配
 In-line cable connector C
 Mate with SY2110, SY2116



SY2112 / P --- **SY2112 / S**
 芯数 Number of contact

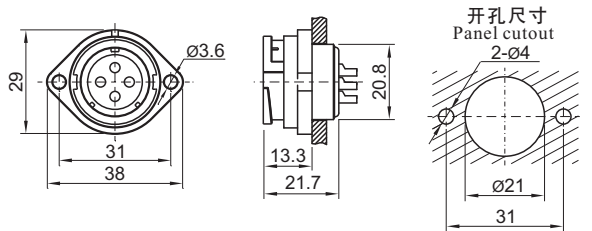
后螺母插座
 与SY2110、SY2116相配
 Rear-nut mount
 Mate with SY2110, SY2116

1: 焊接 (不标), 2: 螺丝压接, 3: 压接
 1: solder, 2: screw, 3: crimp



SY2113 / P --- **SY2113 / S**

两孔法兰插座
 与SY2110、SY2116相配
 2-hole flange
 Mate with SY2110, SY2116



焊接芯件参数表 Solder contact spec

★压接芯件参数表在P20页
Crimp contact spec see P20

★螺丝压接芯件参数表在P21页
Screw contact spec see P21

芯数 Number of contact	2	3	4	5	5B	5C	6	6B	7	8	9	12	15
公端绝缘体正面图 Male contact face view													
额定电流 (A) Rated current (A)	30	30	30	30	30 5	15	25 5	30 5	15	10	5	5	5
接触件直径 (mm) Contact diameter (mm)	Ø3X2	Ø3X3	Ø3X4	Ø3X5	Ø3X2 Ø1X3	Ø2X5	Ø2.5X4 Ø1X2	Ø3X2 Ø1X4	Ø2X7	Ø1.5X8	Ø1X9	Ø1X12	Ø1X15
工作电压 (AC.V) Rated voltage (AC.V)	500	500	500	500	500	500	500	500	500	500	400	400	400
耐压 (AC.V) 1 min Test voltage(AC.V) 1 min	1500	1500	1500	1500	1500	1500	1500	1500	1500	1500	1200	1200	1200
接触电阻 (mΩ) Contact resistance (mΩ)	1	1	1	1	1 5	2.5	1 5	1 5	2.5	2.5	5	5	5
接线方式 Termination	焊接/螺丝压接 solder / screw	焊接/螺丝压接 solder / screw	焊接/螺丝压接 solder / screw	焊接/螺丝压接 solder / screw	焊接 solder	焊接 solder	焊接 solder	焊接 solder	焊接 solder	焊接 solder	焊接 solder	焊接 solder	焊接 solder
焊接线规 (mm ² /AWG) Wire size for solder (mm ² /AWG)	≤4/11	≤4/11	≤4/11	≤4/11	≤4/11 ≤0.75/18	≤2/14	≤4/11 ≤0.75/18	≤4/11 ≤0.75/18	≤2/14	≤2/14	≤0.75/18	≤0.75/18	≤0.75/18
螺丝压接线规 (mm ² /AWG) Wire size for screw termination (mm ² /AWG)	Min:0.5/20 Max:1.5/15	Min:0.5/20 Max:1.5/15	Min:0.5/20 Max:1.5/15	Min:0.5/20 Max:1.5/15	/	/	/	/	/	/	/	/	/

SY25 Series



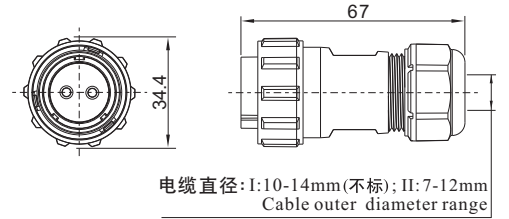
**SY
25**



SY2510/P — SY2510/S
 插针 Male contact
 插孔 Female contact
 芯数 Number of contact

电缆插头
 与SY2511、SY2511C、SY2512、
 SY2513相配
 Cable connector
 Mate with SY2511, SY2511C,
 SY2512, SY2513

1: 焊接 (不标), 2: 螺丝压接, 3: 压接
 1: solder, 2: screw, 3: crimp
 电缆外径 Cable outer diameter range
 I: 10-14mm

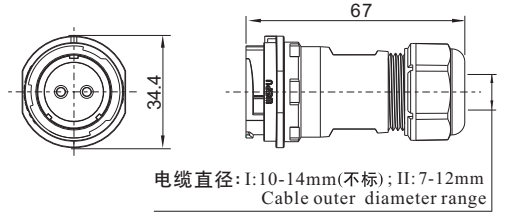


电缆直径: I: 10-14mm (不标); II: 7-12mm
 Cable outer diameter range



SY2511C / P — SY2511C / S

电缆对接插座C
 与SY2510相配
 In-line cable connector C
 Mate with SY2510



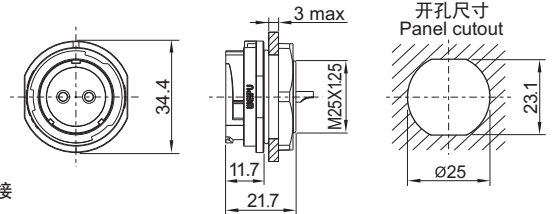
电缆直径: I: 10-14mm (不标); II: 7-12mm
 Cable outer diameter range



SY2512 / P — SY2512 / S
 芯数 Number of contact

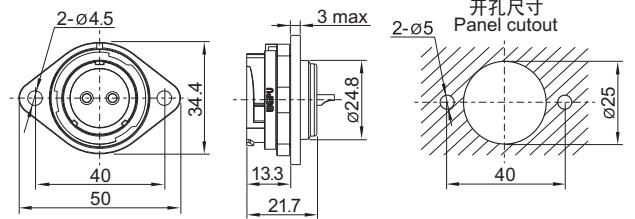
后螺母插座
 与SY2510相配
 Rear-nut mount
 Mate with SY2510

1: 焊接 (不标), 2: 螺丝压接, 3: 压接
 1: solder, 2: screw, 3: crimp



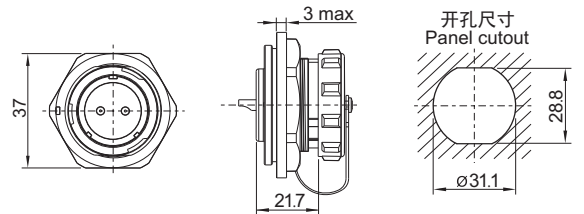
SY2513 / P — SY2513 / S

两孔法兰插座
 与SY2510相配
 2-hole flange
 Mate with SY2510



SY2515 / P — SY2515 / S

前螺母插座
 与SY2510相配
 Front-nut mount
 Mate with SY2510



焊接芯件参数表

Solder contact spec

★ 压接芯件参数表在P20页
 Crimp contact spec see P20

★ 螺丝压接芯件参数表在P21页
 Screw contact spec see P21

芯数 Number of contact	2	3	4	9	10	12	12B	19
公端绝缘体正面图 Male contact face view								
额定电流 (A) Rated current (A)	25	25	25	5 25	10	10	5 30	5
接触件直径 (mm) Contact diameter (mm)	ø2.5X2	ø2.5X3	ø2.5X4	ø1X5 ø2.5X4	ø1.5X10	ø1.5X12	ø1X9 ø3X3	ø1X19
工作电压 (AC.V) Rated voltage (AC.V)	500	500	500	500	500	500	500	400
耐压 (AC.V) 1 min Test voltage (AC.V) 1 min	1500	1500	1500	1500	1500	1500	1500	1200
接触电阻 (mΩ) Contact resistance (mΩ)	1	1	1	5 1	2.5	2.5	5 1	5
接线方式 Termination	焊接/螺丝压接 solder / screw	焊接/螺丝压接 solder / screw	焊接/螺丝压接 solder / screw	/	/	/	/	/
线规 (mm ² /AWG) Wire size (mm ² /AWG)	≤4/11	≤4/11	≤4/11	≤0.75/18 ≤4/11	≤2/14	≤2/14	≤0.75/18 ≤4/11	≤0.75/18
螺丝压接线规 (mm ² /AWG) Wire size for screw termination	Min:0.5/20 Max:1.5/15	Min:0.5/20 Max:1.5/15	Min:0.5/20 Max:1.5/15	/	/	/	/	/



SY25 Series

SY25
信号数据

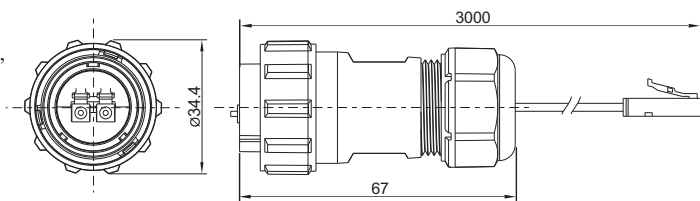


光纤电缆插头
与SY2511、SY2511C、SY2512、
SY2513、SY2515相配

Plug with LC adapter
Mate with SY2511, SY2511C,
SY2512, SY2513, SY2515

SY2510/PLC-

线长: Cable length:
1.0m 1.0m
3.0m 3.0m
5.0m 5.0m



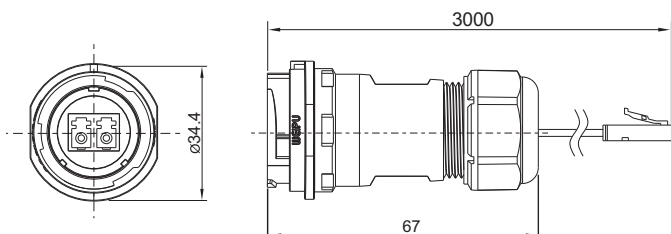
★ 线材长度可以定制
Cable length can be customized



光纤电缆对接插座C
与SY2510相配

Receptacle with LC adapter C
Mate with SY2510

SY2511C/SLC



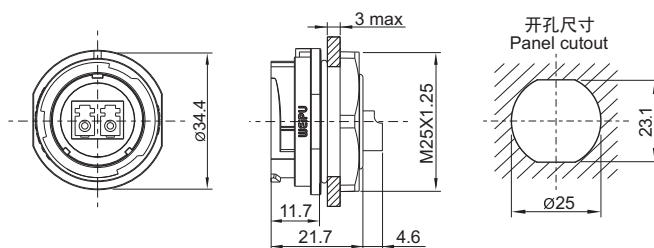
★ 线材长度可以定制
Cable length can be customized



光纤后螺母插座
与SY2510相配

Rear-nut mount receptacle
with LC adapter
Mate with SY2510

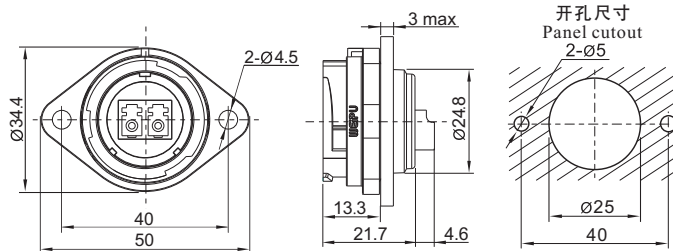
SY2512/SLC



光纤两孔法兰插座
与SY2510相配

2-hole flange
with LC adapter
Mate with SY2510

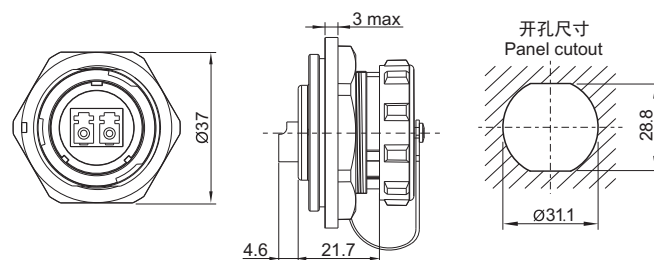
SY2513/SLC



光纤前螺母插座
与SY2510相配

Front-nut mount
with LC adapter
Mate with SY2510

SY2515/SLC



SY25 Series



SY25 信号数据

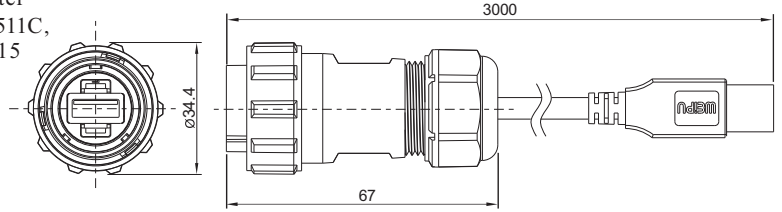


USB3.0电缆插头
与SY2511、SY2511C、SY2512、
SY2513、SY2515相配

Plug with USB3.0 adapter
Mate with SY2511, SY2511C,
SY2512, SY2513, SY2515

SY2510/PUSB3.0

线长: Cable length:
1.0m 1.0m
3.0m 3.0m
5.0m 5.0m



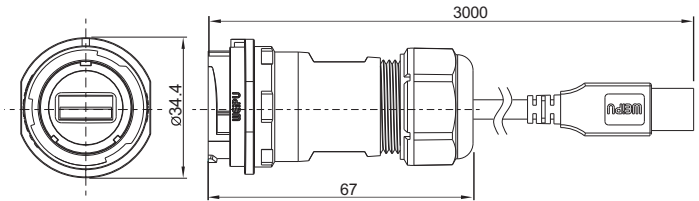
★线材长度可以定制
Cable length can be customized



USB3.0电缆对接插座C
与SY2510相配

Receptacle with USB3.0 adapter C
Mate with SY2510

SY2511C/SUSB3.0



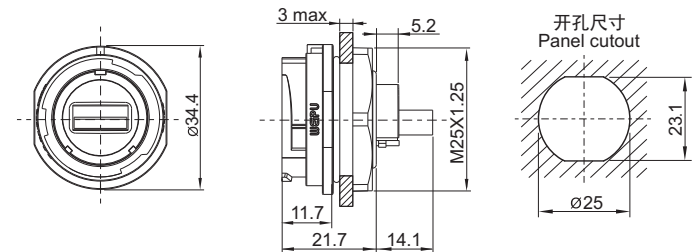
★线材长度可以定制
Cable length can be customized



USB3.0后螺母插座
与SY2510相配

Rear-nut mount receptacle
with USB3.0 adapter
Mate with SY2510

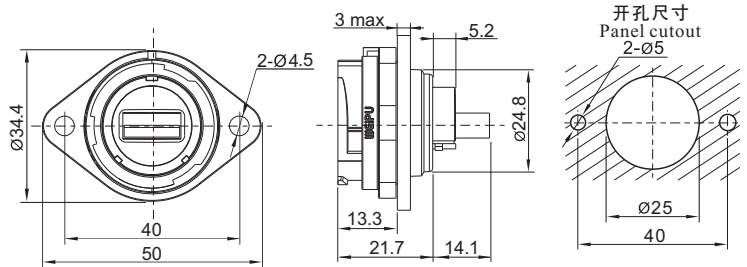
SY2512/SUSB3.0



USB3.0两孔法兰插座
与SY2510相配

2-hole flange
with USB3.0 adapter
Mate with SY2510

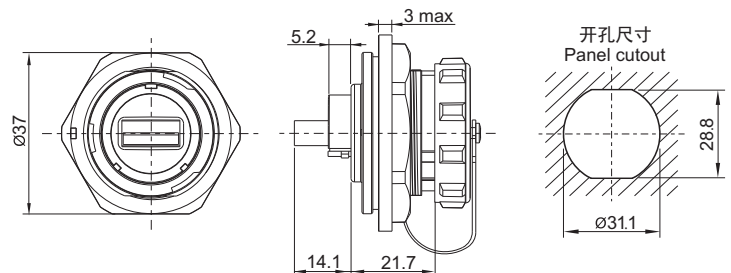
SY2513/SUSB3.0



USB3.0前螺母插座
与SY2510相配

Front-nut mount
with USB3.0 adapter
Mate with SY2510

SY2515/SUSB3.0





SY25 Series

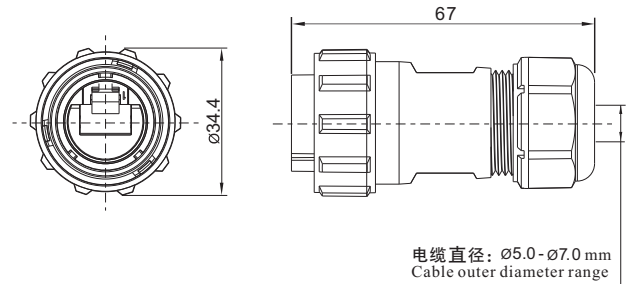
SY25
信号数据



SY2510/PRJ45

RJ45 电缆插头
与SY2511、SY2511C、SY2512、
SY2513、SY2515 相配

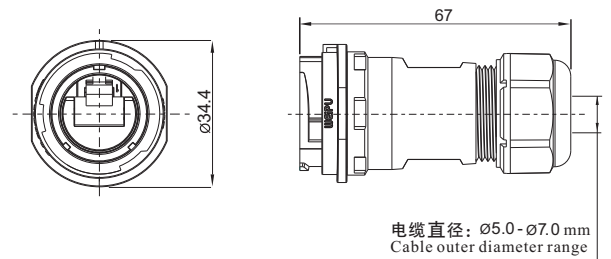
Plug with RJ45 adapter
Mate with SY2511, SY2511C,
SY2512, SY2513, SY2515



SY2511C/SRJ45

RJ45 对接电缆插座C
与SY2510相配

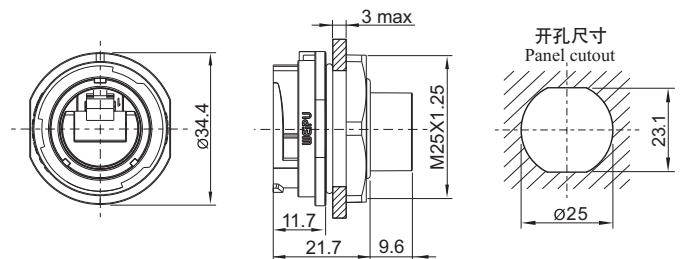
Receptacle with RJ45 adapter C
Mate with SY2510



SY2512/SRJ45

RJ45 后螺母插座
与SY2510相配

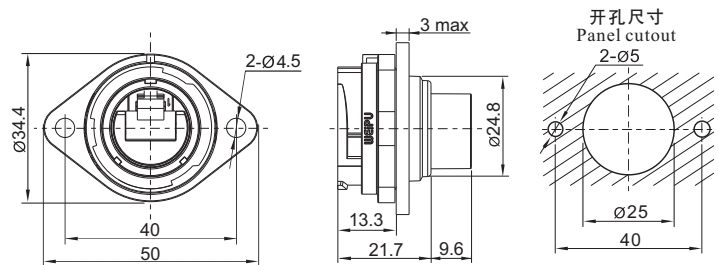
Rear-nut mount receptacle
with RJ45 adapter
Mate with SY2510



SY2513/SRJ45

RJ45 两孔法兰插座
与SY2510相配

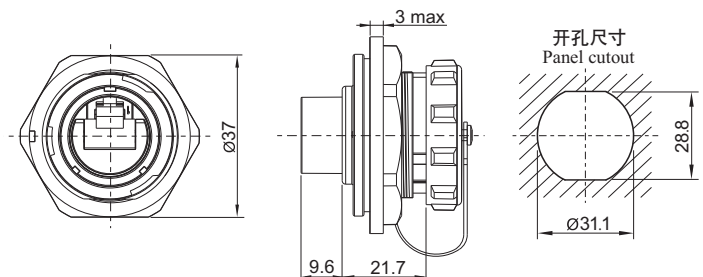
2-hole flange
with RJ45 adapter
Mate with SY2510



SY2515/SRJ45

RJ45 前螺母插座
与SY2510相配

Front-nut mount
with RJ45 adapter
Mate with SY2510



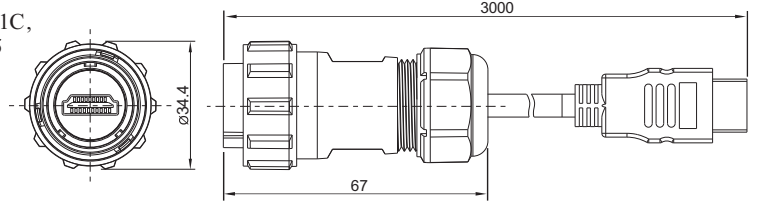


SY2510/PHDMI2.0—

HDMI2.0电缆插头
与SY2511, SY2511C, SY2512,
SY2513, SY2515相配

Plug with HDMI adapter
Mate with SY2511, SY2511C,
SY2512, SY2513, SY2515

线长: Cable length:
1.0m 1.0m
3.0m 3.0m
5.0m 5.0m



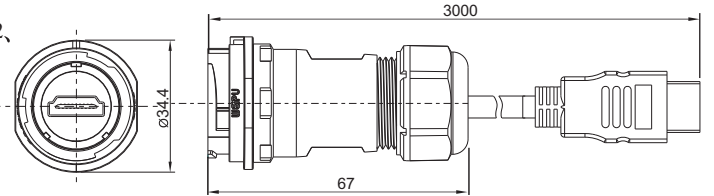
★线材长度可以定制
Cable length can be customized



SY2511C/SHDMI2.0—

HDMI2.0电缆对接插座C
与SY2511, SY2511C, SY2512,
SY2513, SY2515相配

Rreceptacle with
HDMI2.0 adapter C
Mate with SY2511, SY2511C,
SY2512, SY2513, SY2515

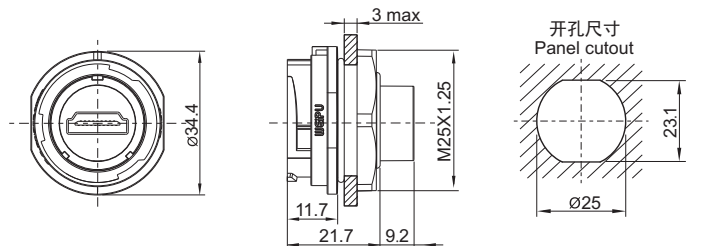


★线材长度可以定制
Cable length can be customized



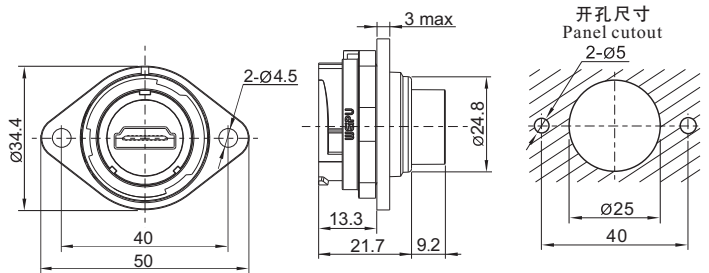
SY2512/SHDMI2.0

HDMI2.0后螺母插座
与SY2510相配
Rear-nut mount receptacle
with HDMI2.0 adapter
Mate with SY2510



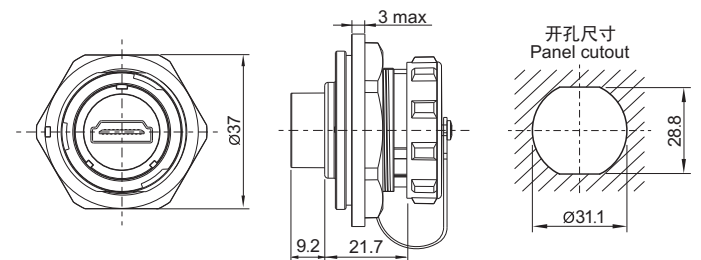
SY2513/SHDMI2.0

HDMI2.0两孔法兰插座
与SY2510相配
2-hole flange
with HDMI2.0 adapter
Mate with SY2510



SY2515/SHDMI2.0

HDMI2.0前螺母插座
与SY2510相配
Front-nut mount
with HDMI2.0 adapter
Mate with SY2510



SY29 Series

**SY
29**

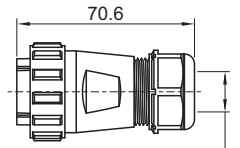
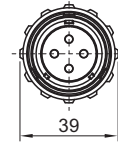


电缆插头
与SY2911、SY2911C、SY2912、SY2913相配
Cable connector
Mate with SY2911, SY2911C, SY2912, SY2913

SY2910 / P _ _ _ SY2910 / S _ _ _

插针 Male contact
插孔 Female contact
芯数 Number of contact

1: 焊接 (不标), 2: 螺丝压接, 3: 压接
1: solder, 2: screw, 3: crimp
电缆直径: I: 9-13mm II: 13-16mm (不标)
Cable outer diameter range

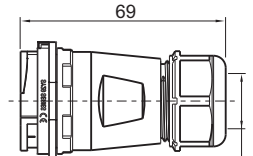
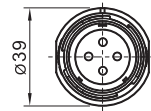


电缆直径: I: 9-13mm
II: 13-16mm (不标)
Cable outer diameter range



电缆对接插座C
与SY2910相配
In-line cable connector C
Mate with SY2910

SY2911C / P _ _ _ SY2911C / S _ _ _



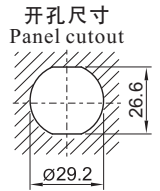
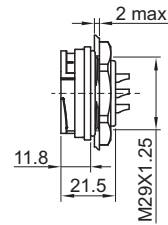
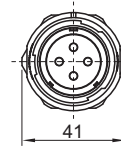
电缆直径: I: 9-13mm
II: 13-16mm (不标)
Cable outer diameter range



后螺母插座
与SY2910相配
Rear-nut mount
Mate with SY2910

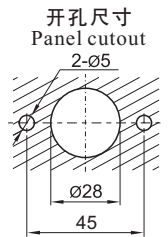
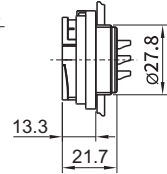
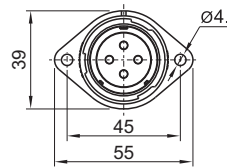
SY2912 / P _ _ _ SY2912 / S _ _ _

1: 焊接 (不标), 2: 螺丝压接, 3: 压接
1: solder, 2: screw, 3: crimp
芯数 Number of contact



两孔法兰插座
与SY2910相配
2-hole flange
Mate with SY2910

SY2913 / P _ _ _ SY2913 / S _ _ _



焊接芯件参数 Solder contact spec

★ 压接芯件参数表在P20页
Crimp contact spec see P20

★ 螺丝压接芯件参数表在P21页
Screw contact spec see P21



芯数 Number of contact	2	3	4	7	8	8B	9	10	10B	12	16	17	20	24	26	35
公端绝缘体正面图 Male contact face view																
额定电流 (A) Rated current (A)	50	50	25	25	25	60、5	25、5	25	10	10	10	10	5	5	5	5
接触件直径(mm) Contact diameter(mm)	Ø3.5X2	Ø3.5X3	Ø2.5X4	Ø2.5X7	Ø2.5X8	Ø5X2 Ø1X6	Ø2.5X4 Ø1X5	Ø2.5X10	Ø1.5X10	Ø1.5X12	Ø1.5X16	Ø1.5X17	Ø1X20	Ø1X24	Ø1X26	Ø1X35
工作电压 (AC.V) Rated voltage (AC.V)	500	500	500	500	500	500 400	500	500	500	500	500	500	400	400	400	400
耐压 (AC.V) 1 min Test voltage(AC.V) 1 min	1500	1500	1500	1500	1500	1500	1500	1500	1500	1500	1500	1500	1200	1200	1200	1200
接触电阻 (mΩ) Contact resistance(mΩ)	0.5	0.5	1	1	1	0.5、5	1、5	1	2.5	2.5	2.5	2.5	5	5	5	5
接线方式 Termination	焊接/螺丝压接 solder/screw	焊接/螺丝压接 solder/screw	焊接/螺丝压接 solder/screw	焊接/螺丝压接 solder/screw	焊接/螺丝压接 solder/screw	焊接 solder	焊接 solder	焊接/螺丝压接 solder/screw	焊接 solder	焊接 solder	焊接 solder	焊接 solder	焊接 solder	焊接 solder	焊接 solder	焊接 solder
线规 (mm ² /AWG) Wire size (mm ² /AWG)	≤10/7	≤10/7	≤4/11	≤4/11	≤4/11	≤16/5 ≤0.75/18	≤4/11 ≤0.75/18	≤4/11	≤2/14	≤2/14	≤2/14	≤2/14	≤2/14	≤0.75/18	≤0.75/18	≤0.75/18
螺丝压接线规 (mm ² /AWG) Wire size for screw termination	Min:0.5/20 Max:6/10	Min:0.5/20 Max:6/10	Min:0.5/20 Max:1.5/15	Min:0.5/20 Max:1.5/15	Min:0.5/20 Max:1.5/15	/	/	Min:0.5/20 Max:1.5/15	/	/	/	/	/	/	/	/


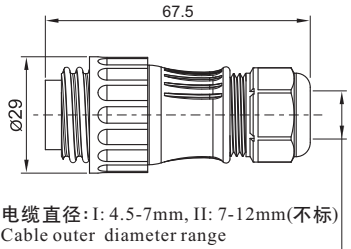



IP67

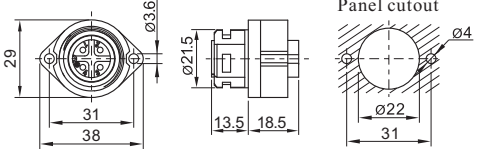
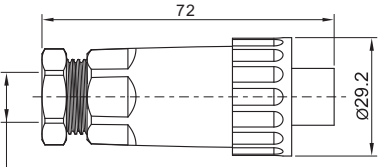



● WA22系列 WA Series IP67

材料和技术参数 Material and spec			
芯数	Number of contact	3+PE	6+PE
接触件直径(mm)	Contact diameter (mm)	ø2	ø1.5
额定电压 (AC.V)	Rated voltage (AC.V)	400	250
额定电流 (A)	Rated current (A)	16	10
线规	Wire size (mm ² /AWG)	Min: 0.75/18 Max: 2.5/14	≤0.75/18
接线方式	Termination	螺丝压接 Screw	焊接 Solder
耐压 (AC.V)1min	Test voltage(AC.V)1min	2000	
绝缘电阻(MΩ)	Insulation resistance (MΩ)	2000	
外壳材料	Shell material	热塑性塑料PA66 阻燃等级 V-0 Nylon66, fire resistance: V-0	
接触件材料	Contact material	铜镀金 Brass with gold plating	
温度范围	Temperature range	-40℃~+85℃	
接插次数	Mating cycle	500	

型号 Part number	说明 Description	尺寸 Drawing
 WA22J4TK2	WA22型4针夹爪锁紧电缆插头 3+PE, 螺丝压接 3+PE male cable connector with short back shell, screw termination	 电缆直径: I: 4.5-7mm, II: 7-12mm(不标) Cable outer diameter range
 WA22J7TK1	WA22型7针夹爪锁紧电缆插头 6+PE, 焊接 6+PE male cable connector with short back shell, solder termination	

型号 Part number	说明 Description	尺寸 Drawing
WA22K4TK2 	WA22型4孔夹爪锁紧电缆插头 3+PE, 螺丝压接 3+PE female cable connector with short back shell, screw termination	 <p>66.5</p> <p>Ø29.2</p> <p>电缆直径: I: 4.5-7mm, II: 7-12mm(不标) Cable outer diameter range</p>
WA22K7TK1 	WA22型7孔夹爪锁紧电缆插头 6+PE, 焊接 6+PE female cable connector with short back shell, solder termination	
WA22J4TL2 	WA22型4针弯式夹爪锁紧电缆插头 3+PE, 螺丝压接 3+PE male cable connector with angled back shell, screw termination	 <p>61.5</p> <p>Ø29</p> <p>55</p> <p>电缆直径: I: 4.5-7mm, II: 7-12mm(不标) Cable outer diameter range</p>
WA22J7TL1 	WA22型7针弯式夹爪锁紧电缆插头 6+PE, 焊接 6+PE male cable connector with angled back shell, solder termination	
WA22K4TL2 	WA22型4孔弯式夹爪锁紧电缆插头 3+PE, 螺丝压接 3+PE female cable connector with angled back shell, screw termination	 <p>61</p> <p>Ø29.2</p> <p>55</p> <p>电缆直径: I: 4.5-7mm, II: 7-12mm(不标) Cable outer diameter range</p>
WA22K7TL1 	WA22型7孔弯式夹爪锁紧电缆插头 6+PE, 焊接 6+PE female cable connector with angled back shell, solder termination	
WA22J4TE2 	WA22型4针电缆插头 3+PE, 螺丝压接 3+PE male cable connector, screw termination	 <p>72</p> <p>Ø29</p> <p>3.2</p> <p>M24</p> <p>电缆直径: I: Ø6.5, II: Ø8.5, III: Ø10.5(不标) Cable outer diameter range</p>
WA22J7TE1 	WA22型7针电缆插头 6+PE, 焊接 6+PE male cable connector, solder termination	


型号 Part number	说明 Description	尺寸 Drawing
WA22K4Z2 	WA22型4孔插座 3+PE, 螺丝压接 3+PE female panel connector, screw termination	 <p>开孔尺寸 Panel cutout</p>
WA22K7Z1 	WA22型7孔插座 6+PE焊接 6+PE female panel connector, solder termination	 <p>开孔尺寸 Panel cutout</p>
WA22K4ZE2 	WA22型4孔电缆插头 3+PE, 螺丝压接 3+PE female cable connector, screw termination	
WA22K7ZE1 	WA22型7孔电缆插头 6+PE, 焊接 6+PE female cable connector, solder termination	 <p>电缆直径: I: $\phi 6.5$, II: $\phi 8.5$, III: $\phi 10.5$ (不标) Cable outer diameter range</p>
WA22J4Z2 	WA22型4针插座 3+PE, 螺丝压接 3+PE male panel connector, screw termination	 <p>开孔尺寸 Panel cutout</p>
WA22J7Z1 	WA22型7针插座 6+PE, 焊接 6+PE male panel connector, solder termination	 <p>开孔尺寸 Panel cutout</p>
WA22G1 	WA22型G1护盖 Cap 1	
WA22G2 	WA22型G2护盖 Cap 2	



IP65

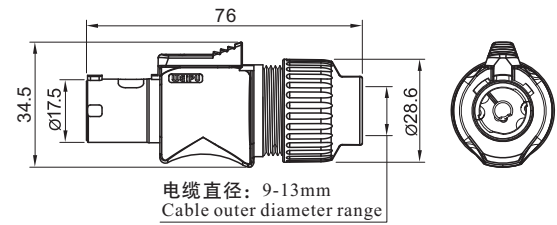
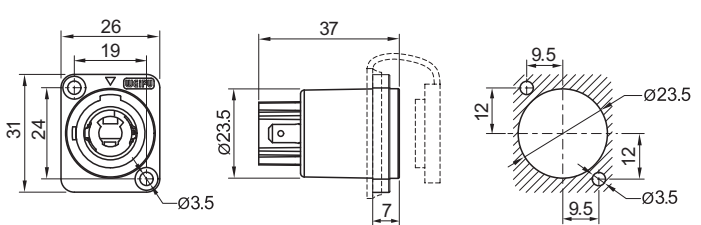
08

● WAC3系列 WAC3 Series



● 插座 Receptacle

● 插头 Plug



材料和技术参数 Material and spec

接插方式	Coupling	卡扣连接	Bayonet
外壳	Shell	插头: PA66 插座: PC	Plug: Nylon66 Socket: PC
接触件	Contact material	铜镀银	Brass with silver plating
额定电流A	Rated current (A)	20	
额定电压 (AC.V)	Rated voltage (AC.V)	250	
耐压 (AC.V) 1 min	Test voltage (AC.V) 1 min	2500	
绝缘电阻 (MΩ)	Insulation resistance (MΩ)	2000	
接插次数	Mating cycle	1000	
温度范围	Temperature range	-40℃~+85℃	
防护等级	IP range	IP65	
接线方式	Termination	插头: 螺丝压接, 插座: 4.8插簧端子	Plug: screw, Receptacle: 3/16" flat tab terminals

IP65

WAC3 Series

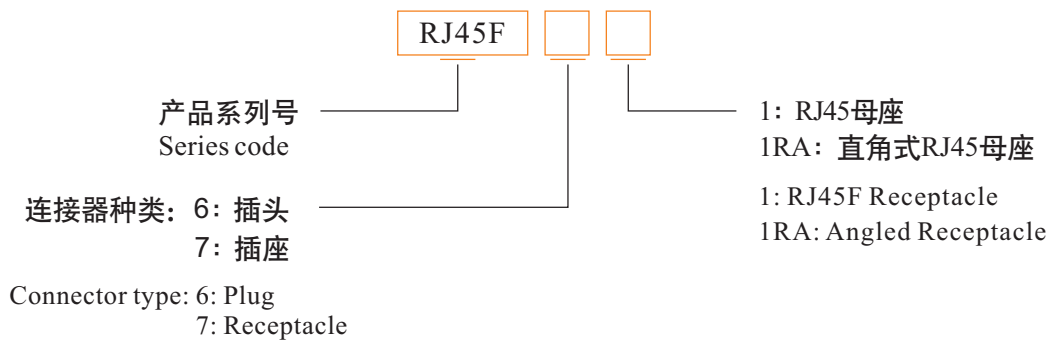


IP67

● RJ45F系列 IP67 RJ45F Series IP67

RJ45F以太网线防水连接器是将标准的5类，超5类，6类线缆，通过外壳，简单方便快速的转换为防尘防水，可在恶劣环境下使用。产品无需焊接，节省接线及布线时间，提高工作生产效率。广泛应用于LED显示设备、闭路监控系统、工厂自动化控制、通讯设备等。

RJ45F connector is used to connect standard Ethernet Class D /Cat.5e and Class E/cat 6 (10 Base T , 100 base TX , 1000 Base T net works) in outdoor or water proof harsh working environment . no need soldering , easy to connect , it is widely use in communications , LED boards , security monitoring , automation control etc.

型号 Part number system

材料和技术参数 Material and spec

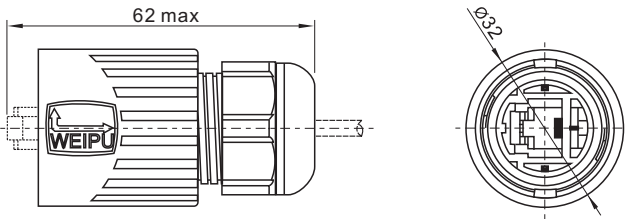
接插方式	Coupling	卡扣连接	Bayonet
外壳	Shell material	热塑性塑料PC, 阻燃等级V-0	PC, fire resistance: V-0
防护等级	IP rating	IP67	
线径范围	Cable out diameter range	I: 5-6mm(不标), II: 6-7mm	
接插次数	Mating cycle	500	
温度范围	Temperature range	-40℃~+85℃	

IP67

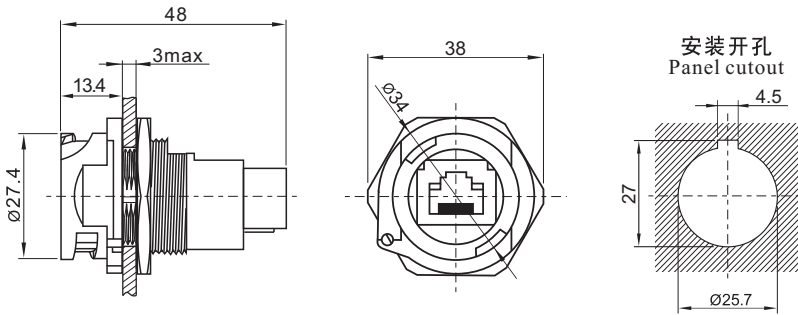


● RJ45F插头: RJ45F6 电缆外径
I: 5-6mm (不标), II: 6-7mm

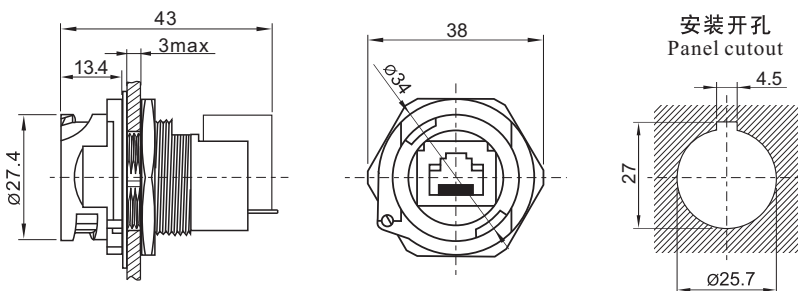
RJ45F plug: RJ45F6 Cable outer diameter
I: 5-6mm, II: 6-7mm



● RJ45F母座: RJ45F71
RJ45F Receptacle: RJ45F71



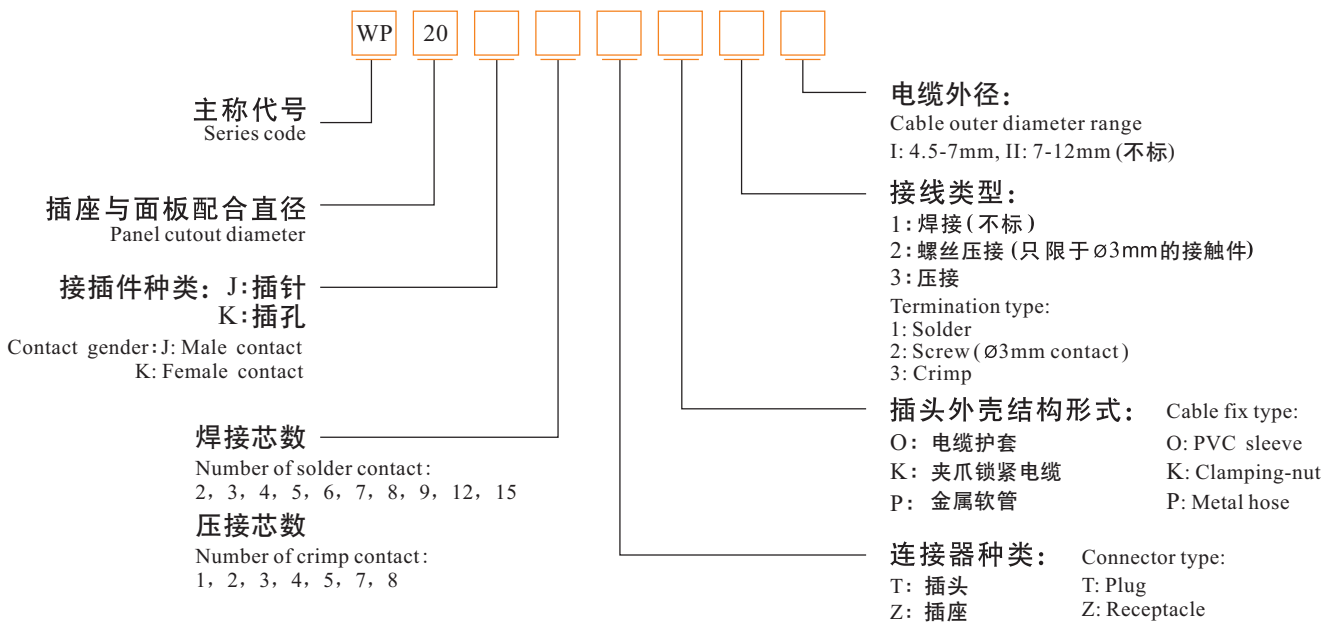
● 直角式RJ45F母座: RJ45F71RA
Angled Receptacle: RJ45F71RA





● WP系列 WP Series

型号 Part number system



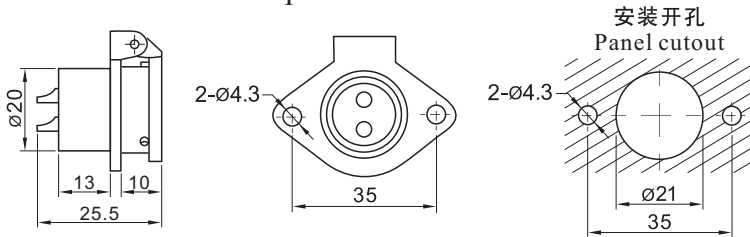
★ 接触件可以是插针或插孔
Each side can be male or female contact

材料和技术参数 Material and spec

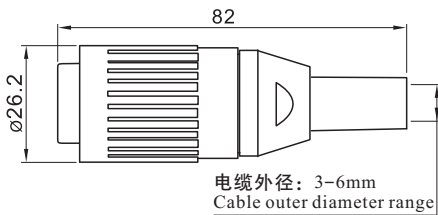
接插方式	Coupling	卡扣连接	Bayonet
外壳	Shell	PA66, 锌基合金	Nylon 66 / Zinc alloy
绝缘体	Insert material	热塑性塑料PPS, 耐高温260℃	PPS, max temperature 260 °C
接触件	Contact material	铜	Brass
接触件表面	Contact plating	镀金	Gold Plating
接线方式	Termination	焊接: $\varnothing 1\text{mm}$, $\varnothing 2\text{mm}$, $\varnothing 3\text{mm}$ 接触件 螺丝压接: $\varnothing 3\text{mm}$ 接触件 压接	Solder: $\varnothing 1\text{mm}$, $\varnothing 2\text{mm}$, $\varnothing 3\text{mm}$ contact Screw: $\varnothing 3\text{mm}$ contact Crimp
接插次数	Mating cycle	500	
温度范围	Temperature range	-40℃~+85℃	



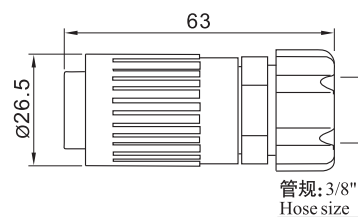
● 插座: Z IP44 Receptacle: Z IP44



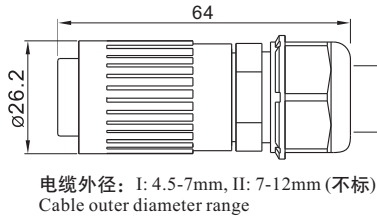
● 电缆护套插头: TO PVC sleeve: TO



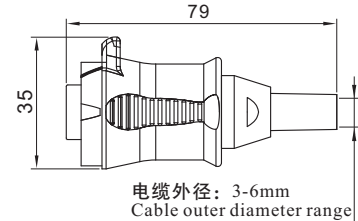
● 金属软管插头: TP Metal hose: TP



● 夹爪锁紧电缆插头: TK IP55 Plastic clamping-nut: TK IP55



● 电缆护套直插插头: TO-G Without bayonet: TO-G



焊接芯件参数表
Solder contact spec

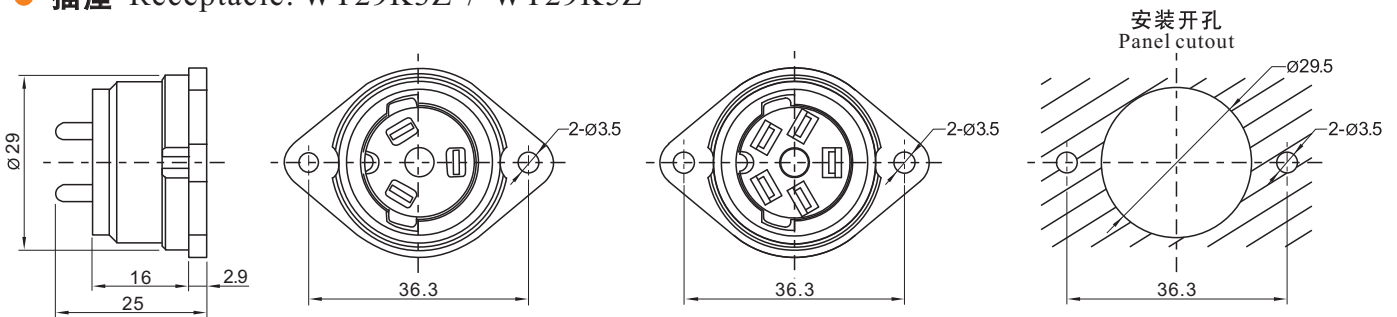
★ 压接芯件参数表在P20页
Crimp contact spec see P20

★ 螺丝压接芯件参数表在P21页
Screw contact spec see P21

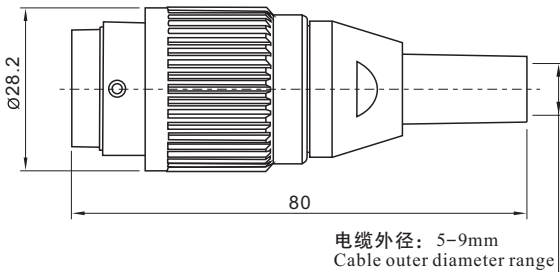
芯数 Number of contact	2	3	4	5	5B	5C	6	6B	7	8	9	12	15
公端绝缘体正面图 Male contact face view													
额定电流 (A) Rated current (A)	30	30	30	30	30 5	15	25 5	30 5	15	10	5	5	5
接触件直径 (mm) Contact diameter (mm)	Ø3X2	Ø3X3	Ø3X4	Ø3X5	Ø3X2 Ø1X3	Ø2X5	Ø2.5X4 Ø1X2	Ø3X2 Ø1X4	Ø2X7	Ø1.5X8	Ø1X9	Ø1X12	Ø1X15
工作电压 (AC.V) Rated voltage (AC.V)	500	500	500	500	500	500	500	500	500	500	400	400	400
耐压 (AC.V) 1 min Test voltage (AC.V) 1 min	1500	1500	1500	1500	1500	1500	1500	1500	1500	1500	1200	1200	1200
接触电阻 (mΩ) Contact resistance (mΩ)	1	1	1	1	1 5	2.5	1 5	1 5	2.5	2.5	5	5	5
接线方式 Termination	焊接/螺丝压接 solder / screw	焊接/螺丝压接 solder / screw	焊接/螺丝压接 solder / screw	焊接/螺丝压接 solder / screw	焊接 solder	焊接 solder	焊接 solder	焊接 solder	焊接 solder	焊接 solder	焊接 solder	焊接 solder	焊接 solder
焊接线规 (mm ² /AWG) Wire size for solder (mm ² / AWG)	≤4/11	≤4/11	≤4/11	≤4/11	≤4/11 ≤0.75/18	≤2/14	≤4/11 ≤0.75/18	4/11 ≤0.75/18	≤2/14	≤2/14	≤0.75/18	≤0.75/18	≤0.75/18
螺丝压接线规 (mm ² /AWG) Wire size for screw termination (mm ² / AWG)	Min:0.5/20 Max:1.5/15	Min:0.5/20 Max:1.5/15	Min:0.5/20 Max:1.5/15	Min:0.5/20 Max:1.5/15	/	/	/	/	/	/	/	/	/



- WT29系列 WT29 Series
- 插座 Receptacle: WT29K3Z / WT29K5Z



- 插头 Plug: WT29J3T / WT29J5T



材料和技术参数 Material and spec

接插方式	Coupling	卡扣连接	Bayonet
外壳	Shell	PA66, 阻燃等级 V-0	Nylon PA66, Fire resistance V-0
绝缘体	Insert material	PA66	Nylon PA66
接触件	Contact material	铜镀银	Brass with silver plating
接线方式	Termination	焊接	Solder
接插次数	Mating cycle	500	
温度范围	Temperature range	-40℃~+85℃	
绝缘电阻(MΩ)	Insulation resistance (MΩ)	2000	
耐压 (AC.V) 1 min	Test voltage (AC.V) 1 min	1500	
线规 (mm ² /AWG)	Wire size (mm ² /AWG)	2.5 / 16 max	
额定电流 (A)	Rated current (A)	10	
工作电压 (AC.V)	Rated voltage (AC.V)	400	
接触电阻 (mΩ)	Contact resistance (mΩ)	2.5	

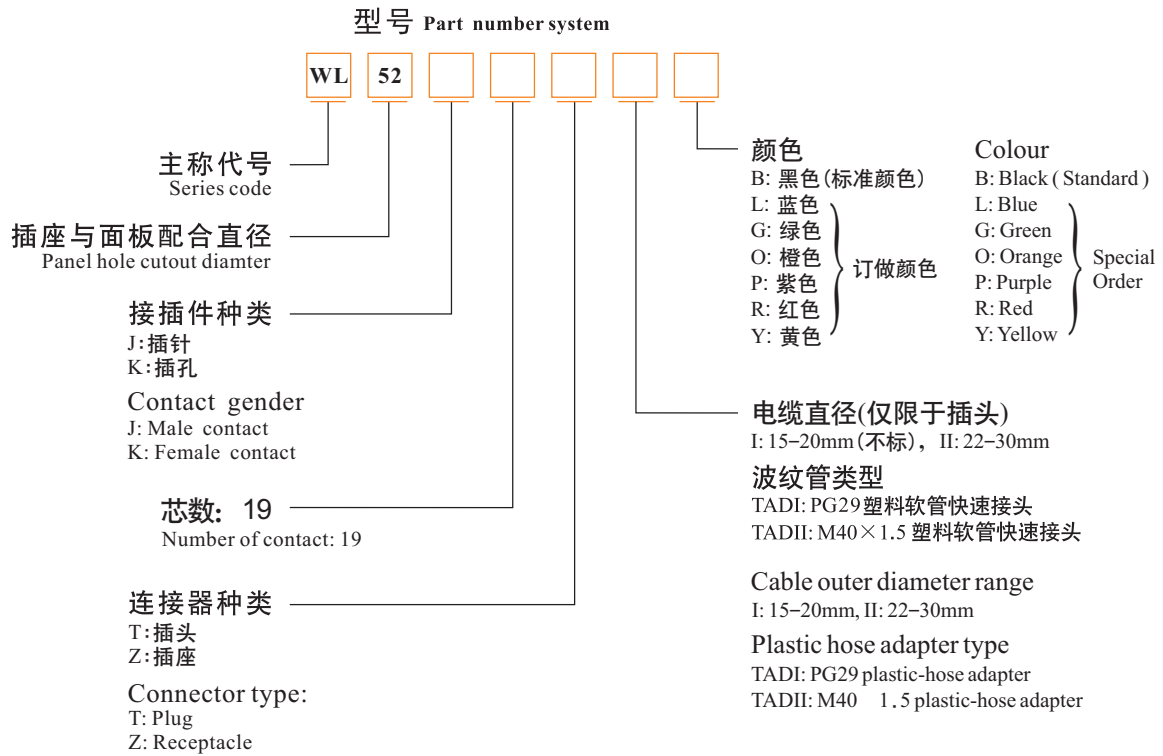
WT29 Series



IP66/67



● WL52系列 WL52 Series

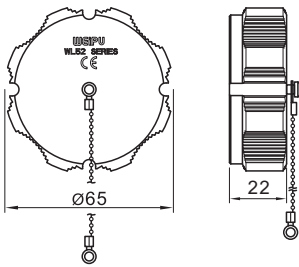


材料和技术参数 Material and spec

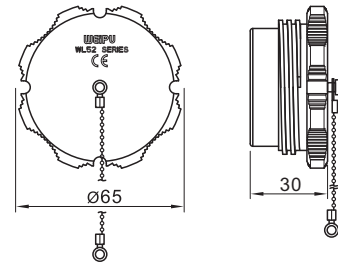
接插方式	Coupling	螺纹连接	Threaded
外壳	Shell	铝阳极氧化	Anodized aluminium
绝缘体	Insert material	PPS, 防火等级V-0, 耐温260℃	PPS, fire resistance: V-0, max temperature 260℃
接触件	Contact material	铜(镀金)	Brass with gold plating
防护等级	IP rating	IP66/67	
接线方式	Termination	焊接	Solder
接插次数	Mating cycle	500	
温度范围	Temperature range	-40℃~+85℃	
绝缘电阻	Insulation resistance	2000 MΩ	



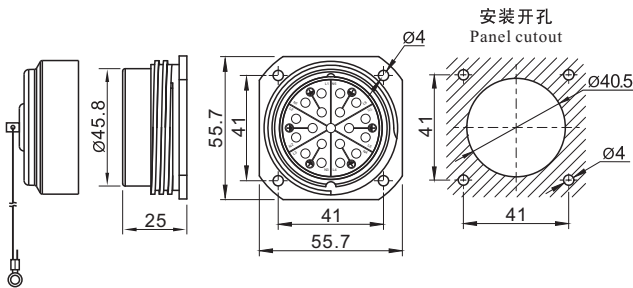
- **插座金属护盖: WL52-GZK IP67**
Aluminium cap for female-contact connector



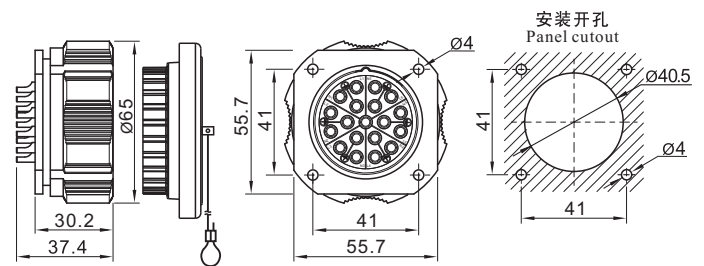
- **插头/插针插座金属护盖: WL52-GZJ IP67**
Aluminium cap for male-contact connector



- **方形法兰插孔插座: WL52K19Z IP67**
Square flange female contact receptacle



- **方形法兰插针插座: WL52J19Z IP67**
Square flange male contact receptacle



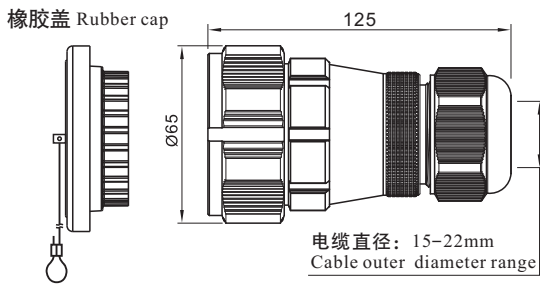
焊接芯件参数表

Solder contact spec

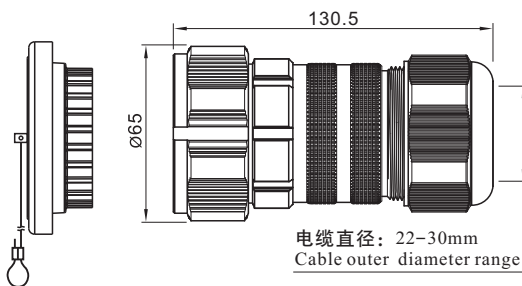
芯数 Number of contact	19
公端绝缘体正面图 Male contact face view	
额定电流 (A) Rated current (A)	25
接触件直径 Contact diameter	Ø3
工作电压 Rated voltage	700 (DC.V), 500 (AC.V)
耐压 (AC.V) 1 min Test voltage (AC.V) 1 min	2500
接触电阻 (mΩ) Contact resistance (mΩ)	1
线规 (mm ² /AWG) Wire size (mm ² /AWG)	≤6/9



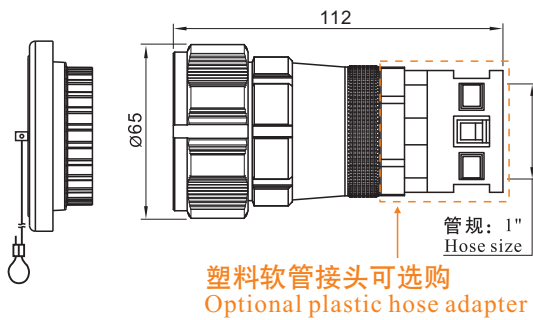
● **线夹身件插针插头** Male-contact plug with clamping-nut: WL52J19T IP67



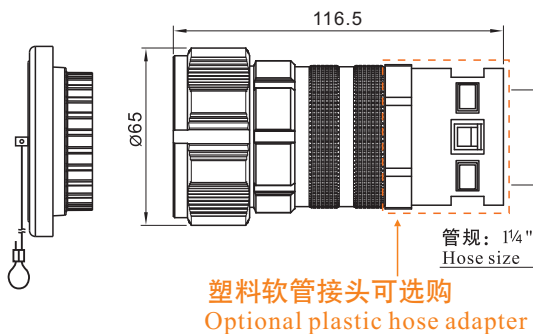
● **线夹身件插针插头2** Male-contact plug with clamping-nut 2: WL52J19TII IP67



● **PG29 塑料软管插针插头** Male-contact plug for PG29 Plastic hose adapter: WL52J19TADI IP66

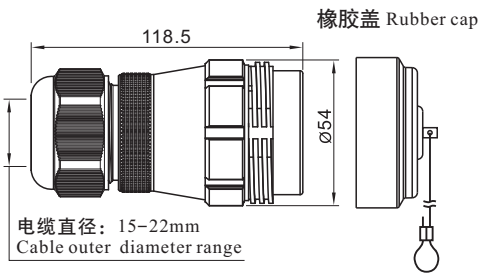


● **M40 1.5塑料软管插针插头** Male-contact plug for M40 × 1.5 plastic hose adapter: WL52J19TAD II IP66

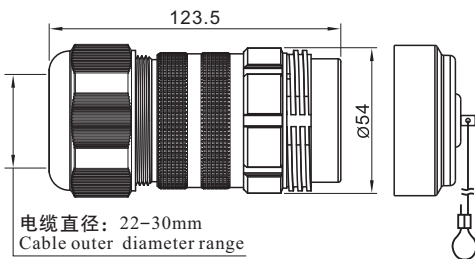




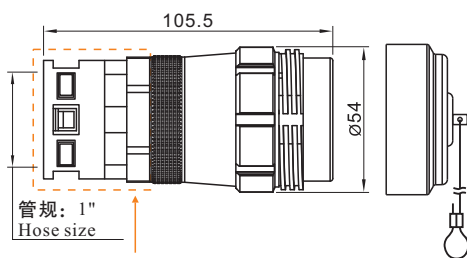
● **线夹身件插孔插头** Female-contact connector with clamping-nut: WL52K19T IP67



● **线夹身件插孔插头2** Female-contact connector with clamping-nut 2: WL52K19TII IP67

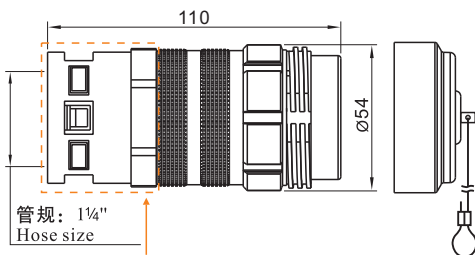


● **PG29塑料软管插孔插头** Female-contact connector for PG29 Plastic hose adapter: WL52K19TAD I IP66



塑料软管接头可选购
Optional plastic hose adapter

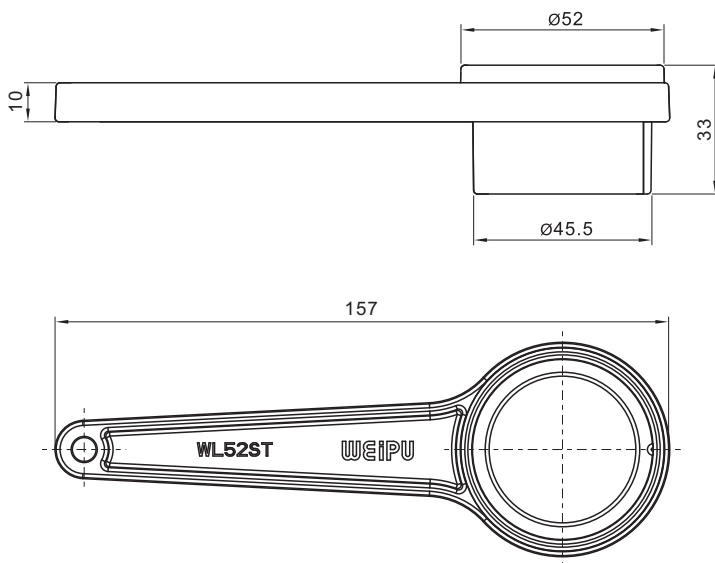
● **M40×1.5塑料软管插孔插头** Female-contact connector for M40 × 1.5 Plastic hose adapter: WL52K19TAD II IP66



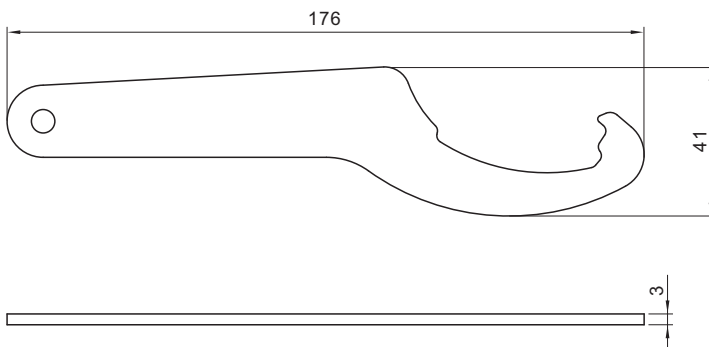
塑料软管接头可选购
Optional plastic hose adapter



● WL52型插头专用扳手 Wrench 1: WL52ST



● WL52型月牙扳手 Wrench 2: WL52SY

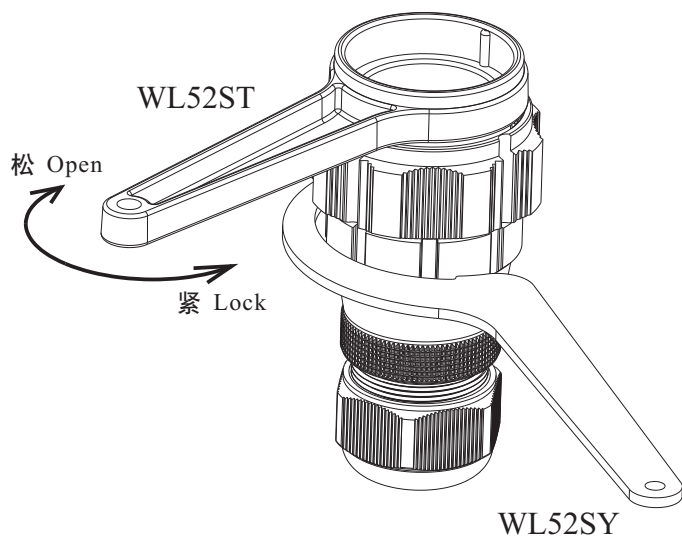
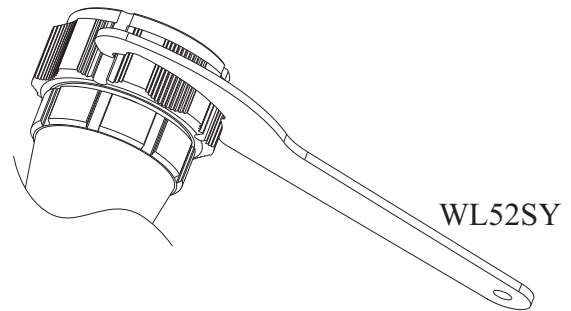
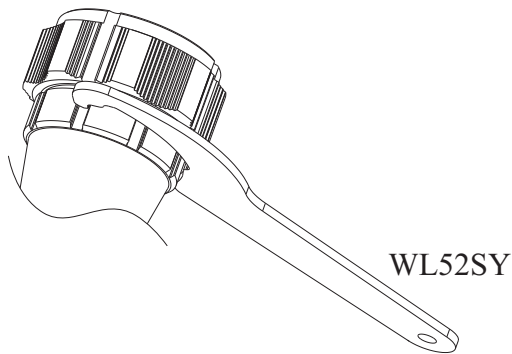
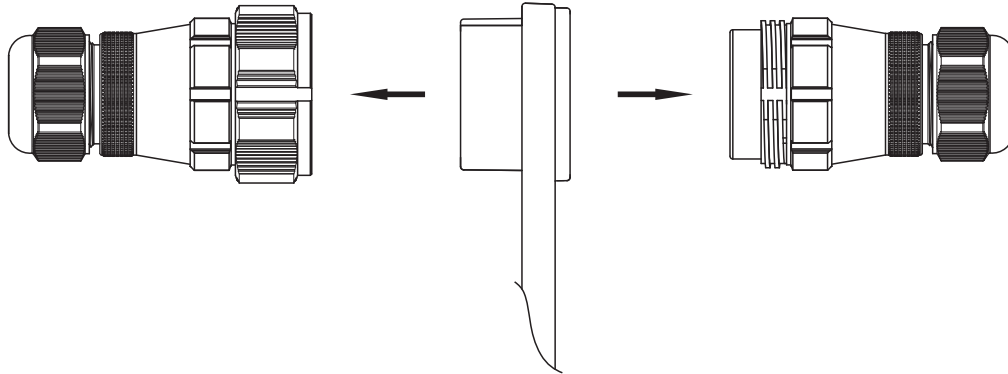


工具使用说明 Instruction

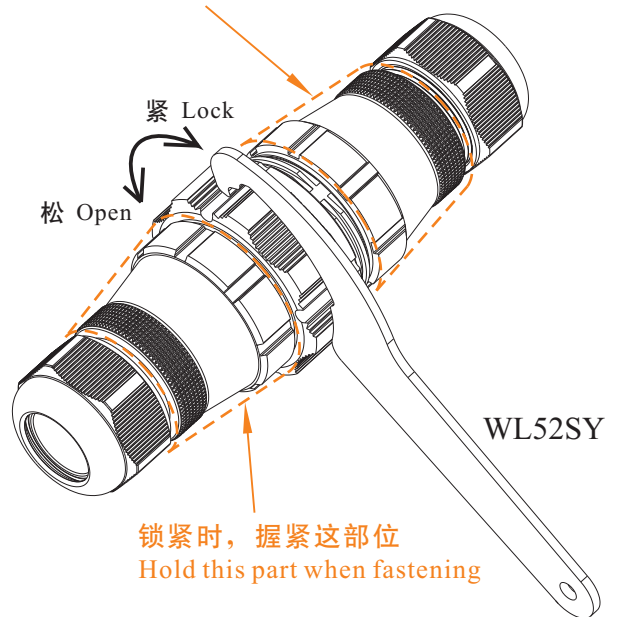
Male-contact connector

WL52ST

Female-contact connector



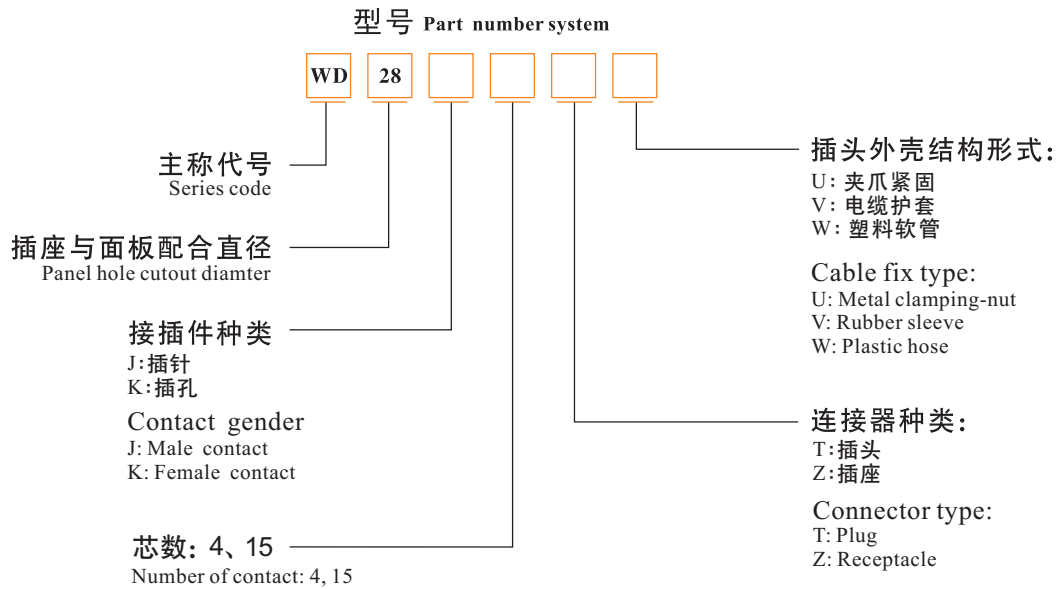
锁紧时，不要手握这部分
Don't hold this part when fastening



锁紧时，握紧这部分
Hold this part when fastening



● **WD 系列 WD Series**



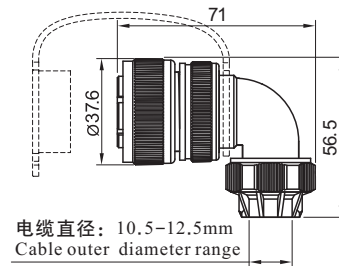
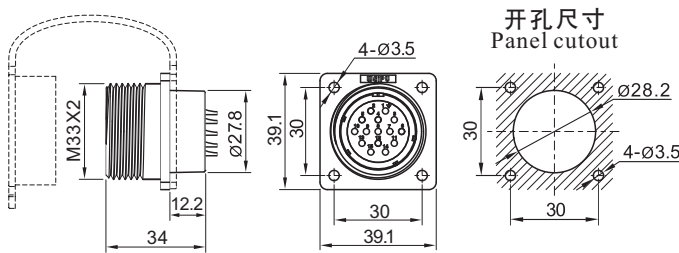
材料和技术参数 Material and spec

接插方式	Coupling	螺纹连接	Threaded
外壳材料	Shell material	锌合金(镀黑镍)	Zinc alloy with black nickel plating
绝缘体	Insert material	PPS, 耐高温260 C	PPS, max temperature 260 C
接触件	Contact material	铜(镀金)	Brass with gold plating
接线方式	Termination	焊接	Solder
接插次数	Mating cycle	500	
温度范围	Temperature range	-40℃~+85℃	
绝缘电阻	Insulation resistance	2000 MΩ	



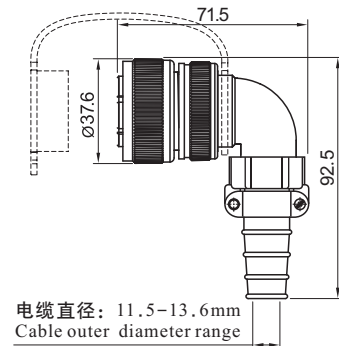
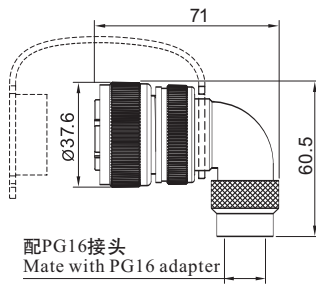
● **插座: Z IP65** Receptacle: Z IP65

● **夹爪紧固插头: TU IP65**
Cable connector with clamping-nut: TU IP65



● **塑料软管插头: TW IP55**
Cable connector for plastic hose: TW IP55

● **电缆护套插头: TV IP65**
Cable connector with rubber sleeve: TV IP65



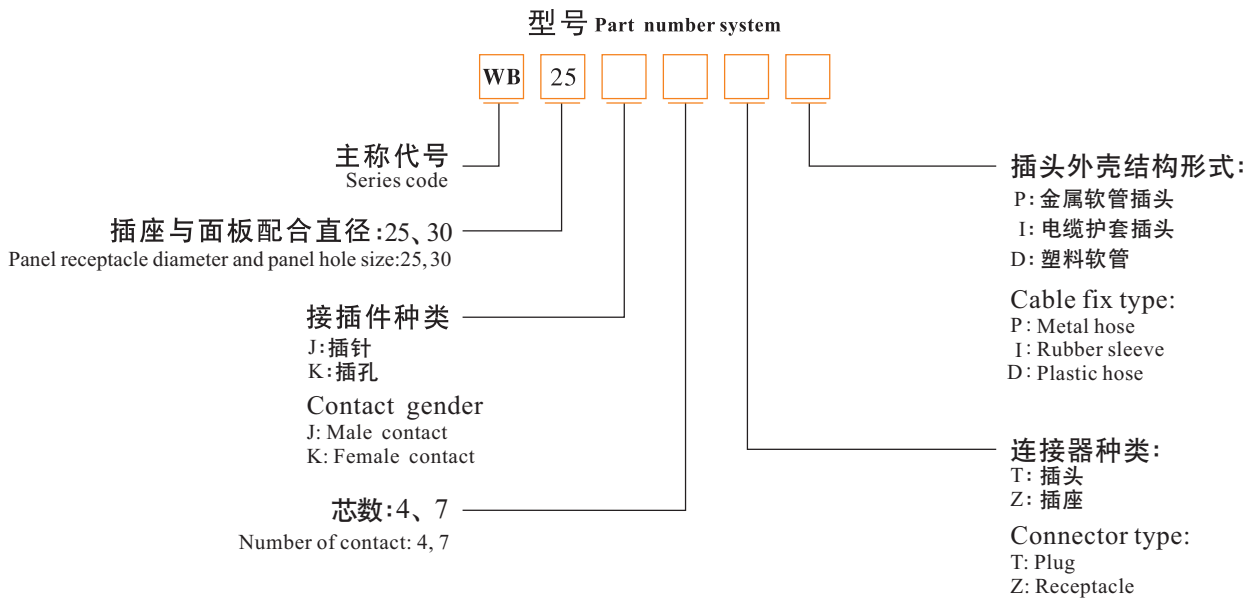
焊接芯件参数表

Solder contact spec

芯数 Number of contact	4	15
公端绝缘体正面图 Male contact face view		
额定电流 (A) Rated current (A)	50A、25A	10A
接触件直径 Contact diameter	Ø3.5 X 3、Ø2.5 X 1	Ø1.5 X 15
工作电压 (AC.V) Rated voltage (AC.V)	500	500
耐压 (AC.V) 1 min Test voltage (AC.V) 1 min	1500	1500
接触电阻 (mΩ) Contact resistance (mΩ)	0.5、1	2.5
线规 (mm ² /AWG) Wire size (mm ² /AWG)	≤10 / 7、≤4 / 11	≤2 / 14



● WB系列 WB Series

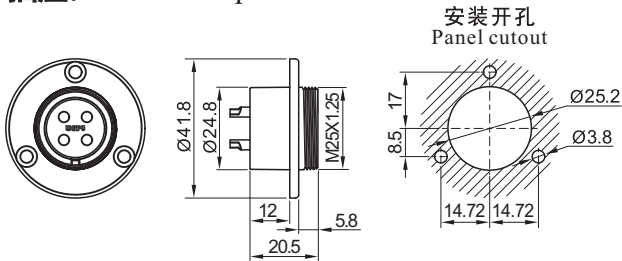


材料和技术参数 Material and spec

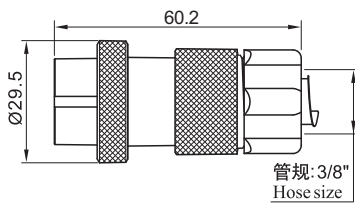
接插方式	Coupling	螺纹连接	Threaded
外壳材料	Shell material	锌合金 (镀铬)	Zinc alloy with chrome plating
绝缘体	Insert material	PPS, 耐高温260 C	PPS, max temperature 260°C
接触件材料	Contact material	铜(镀金)	Brass with gold plating
接线方式	Termination	焊接	Solder
接线次数	Mating cycle	500	
温度范围	Temperature range	-40°C ~ +85°C	
绝缘电阻	Insulation resistance	2000 MΩ	



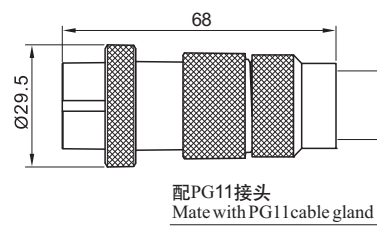
● 插座: Z Receptacle: Z



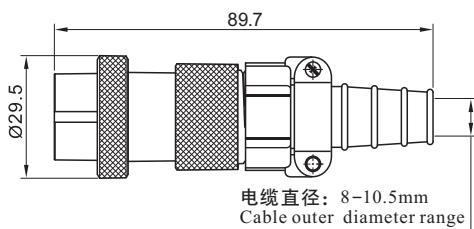
● 金属软管插头: TP Plug for metal-hose: TP



● 塑料软管插头: TD Plug for plastic hose: TD



● 电缆护套插头: TI Plug with rubber sleeve: TI

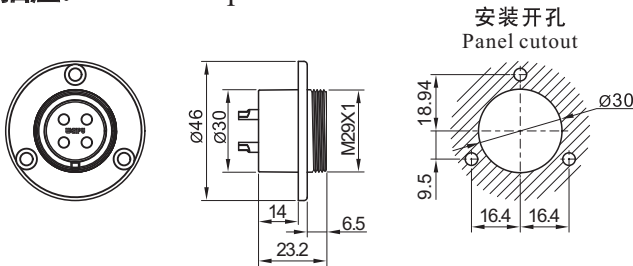


焊接芯件参数表 Solder contact spec

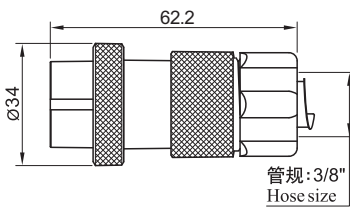
芯数 Number of contact	4
公端绝缘体正面图 Male contact face view	
额定电流 (A) Rated current (A)	25
接触件直径 Contact diameter	Ø2.5X4
工作电压 (AC.V) Rated voltage (AC.V)	500
耐压 (AC.V) 1 min Test voltage(AC.V) 1 min	1500
接触电阻 (mΩ) Contact resistance (mΩ)	1
线规 (mm²/AWG) Wire size (mm²/AWG)	≤ 4 / 11



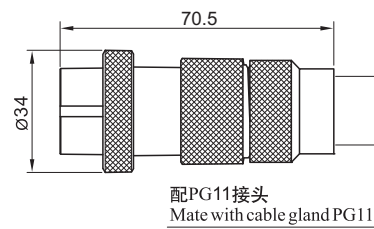
● 插座: Z Receptacle: Z



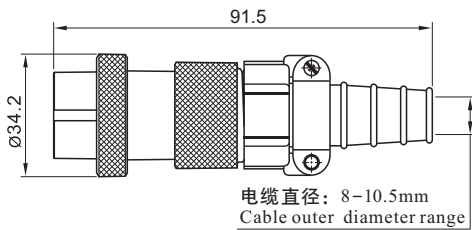
● 金属软管插头: TP Plug for metal-hose: TP



● 塑料软管插头: TD Plug for plastic hose: TD



● 电缆护套插头: TI Plug with rubber sleeve: TI



焊接芯件参数表 Solder contact spec

芯数 Number of contact	4	7
公端绝缘体正面图 Male contact face view		
额定电流 (A) Rated current (A)	30	25
接触件直径 Contact diameter	Ø3.5X4	Ø2.5X7
工作电压 (AC.V) Rated voltage (AC.V)	500	500
耐压 (AC.V) 1 min Test voltage(AC.V) 1 min	1500	1500
接触电阻 (mΩ) Contact resistance (mΩ)	1	1
线规 (mm ² /AWG) Wire size (mm ² /AWG)	≤ 4 / 11	≤ 4 / 11

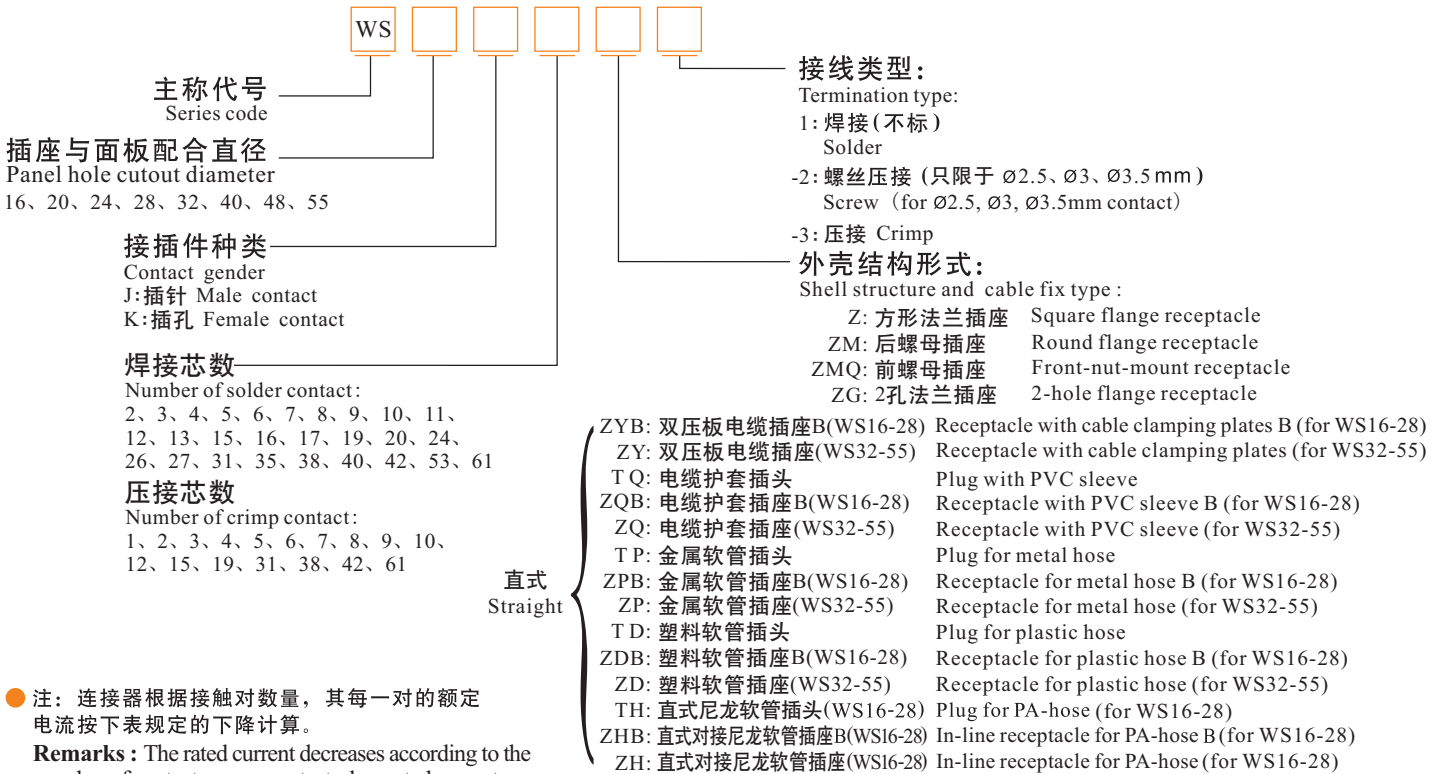
WB Series





● WS系列 WS Series

型号 Part number system



● 注: 连接器根据接触对数量, 其每一对的额定电流按下表规定的下降计算。
Remarks: The rated current decreases according to the number of contacts, more contacts, less rated current.

接触对芯数 Number of contact	1~3	4~10	11~20	21~30	31~40	41~50	51~61
下降率 (%) Rated current decrease rate	0	10	20	30	40	50	60

Angled 弯式

- TR / ZR: 金属软管插头/插座 Plug / receptacle for metal hose
- TS / ZS: 双压板电缆插头/插座 Plug / receptacle with cable clamping plates
- T / C: 塑料软管插头/插座 Plug / receptacle for plastic hose

★接触件可以是插针或插孔
Each side can be male or female contact

★焊接芯件参数表在P19页
Solder contact spec see page P19

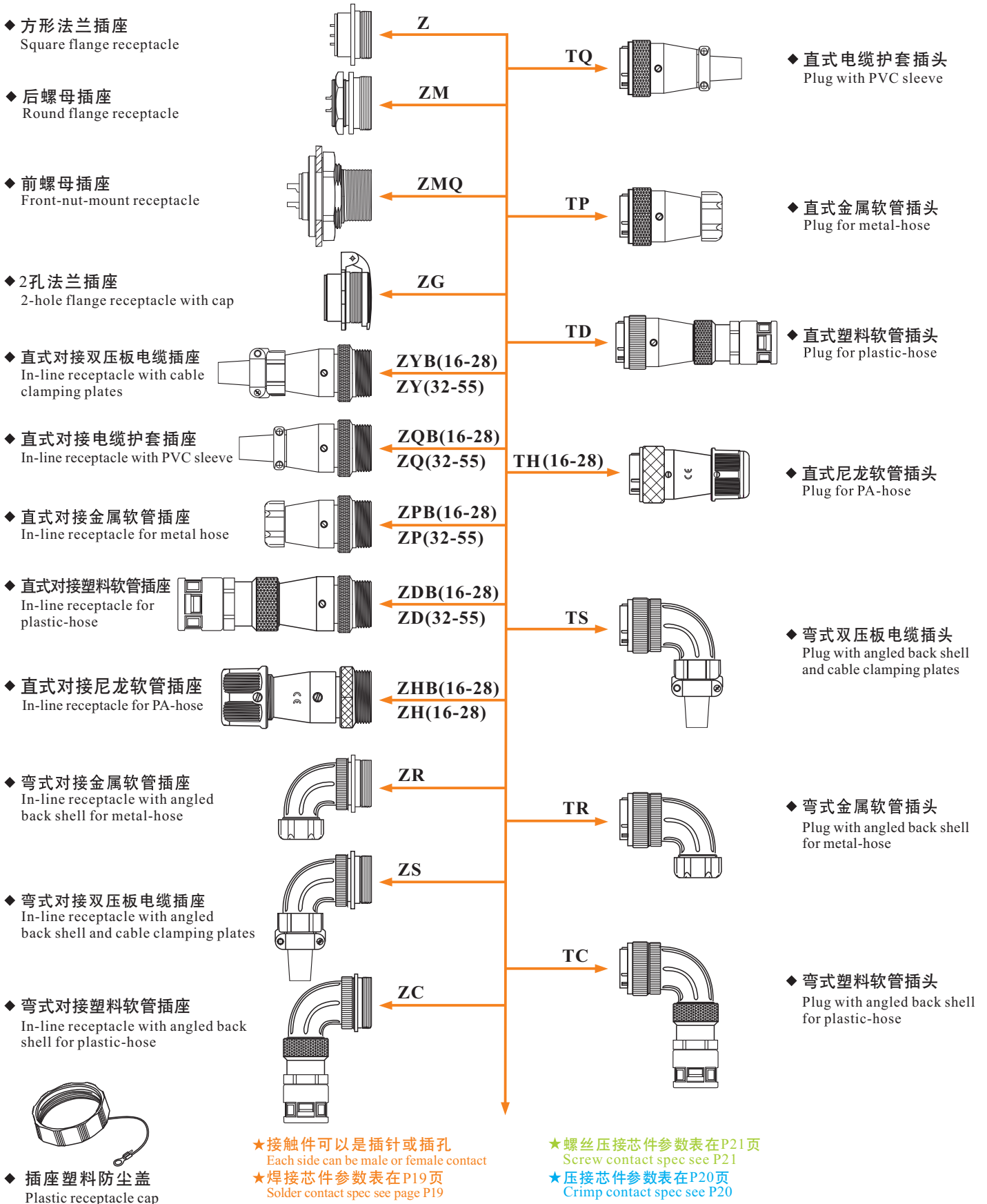
★螺丝压接芯件参数表在P21页
Screw contact spec see P21

★压接芯件参数表在P20页
Crimp contact spec see P20

材料和技术参数 Material and spec

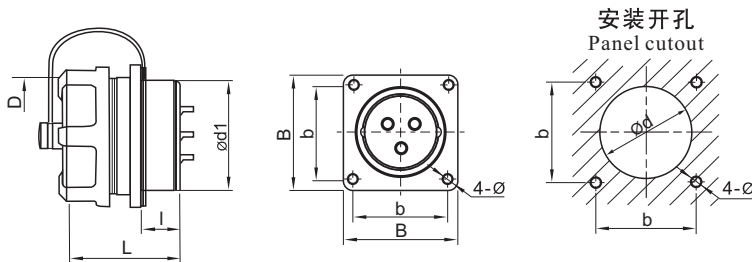
接插方式 Coupling	螺纹连接 Threaded
外壳材料 Shell material	锌合金(镀铬) Zinc alloy with chrome plating
绝缘体 Insert material	热塑性塑料PPS 耐高温 260℃ PPS, max temperature 260 °C
接触件材料 Contact material	铜(镀金) Brass with gold plating
接线方式 Termination	焊接: Ø1, Ø1.5, Ø2.5, Ø3.5, Ø5.5mm; 螺丝压接: Ø2.5, Ø3, Ø3.5mm; 压接: Ø1, Ø1.5, Ø2.5, Ø3.5, Ø5.5, Ø10mm Solder: Ø1, Ø1.5, Ø2.5, Ø3.5, Ø5.5mm; Screw: Ø2.5, Ø3, Ø3.5mm; Crimp: Ø1, Ø1.5, Ø2.5, Ø3.5, Ø5.5, Ø10 mm
接插次数 Mating cycle	500
温度范围 Temperature range	-40℃ ~ +85℃

WS系列配套表 WS Series Mating diagram





● 方形的法兰插座: Z Square flange mount receptacle: Z

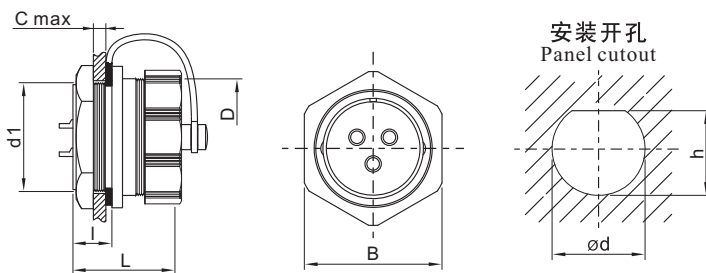


尺寸 Dimension(mm)	WS16	WS20	WS24	WS28	WS32	WS40	WS48	WS55
ød1	15.8	19.8	23.8	27.8	31.8	39.8	47.8	54.8
D	M18X1	M22X1	M26X1	M30X1	M35X1.5	M44X1.5	M52X1.5	M59X1.5
I	9.7	10	10	10	14.4	14.2	14.2	14
L	21.6	23	23	23	34	34	34	34
b	20	22	26	30	32	40	48	52
B	26	29	32	36	42	50	58	64
ød	16.5	20.5	24.5	28.5	32.5	40.5	48.5	55.5
ø	3.2	3.2	3.2	3.2	3.5	4.5	4.5	4.5

16型护盖可选购, 其他型号标配

The cap for WS16 is optional, for other models is default configuration

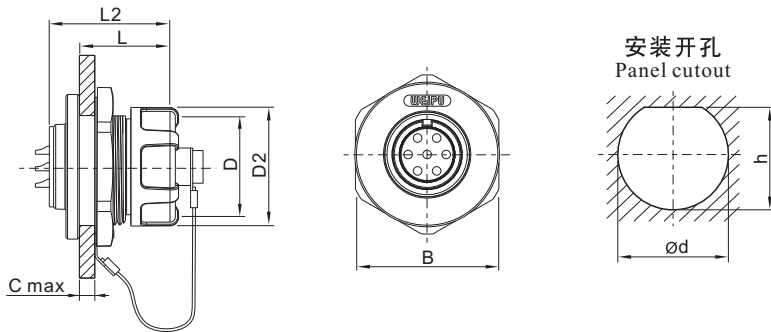
● 后螺母插座: ZM Round flange receptacle: ZM



尺寸 Dimension(mm)	WS16	WS20	WS24	WS28
d1	M16X1	M20X1	M24X1	M28X1
D	M18X1	M22X1	M26X1	M30X1
C	5	5	5	5
I	9.7	9.9	10	10.2
L	21.6	23	23	23
B	21.2	25	29.2	33.3
ød	15.7	19.7	23.7	27.7
h	15.3	19.3	23.2	26.9

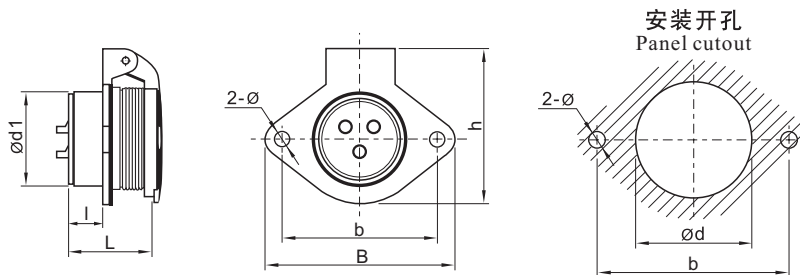


● 前螺母插座: ZMQ Front-nut-mount receptacle: ZMQ



尺寸 Dimension(mm)	WS16	WS20	WS24	WS28
øD	M18X1	M22X1	M26X1	M30X1
D2	M22X1	M26X1	M30X1	M34X1
L	16	17	17	17
L2	21.6	23	23	23
C	5	5	5	5
B	26.8	30.8	34.8	38.8
ød	22	26	30	34
h	20.6	24.6	28.6	32.6

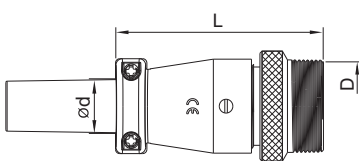
● 2孔法兰插座: ZG 2-hole flange receptacle with cap: ZG



尺寸 Dimension(mm)	WS16	WS20	WS24	WS28	WS32	WS40	WS48	WS55
ød1	15.8	19.8	23.8	27.8	31.8	39.8	47.8	54.8
l	10	10	10	10	15.4	14.7	14.3	14
L	22	23	23	23	34	34	34	34
b	30	35	40	45	55	65	80	85
B	38	44	50	55	67	77	92	98
h	32.5	36.5	40.5	45.5	52.5	63.5	74.5	80
ød	16.5	20.5	24.5	28.5	32.5	40.5	48.5	55.5
ø	3.5	4.5	4.5	4.5	5.5	5.5	5.5	6.5



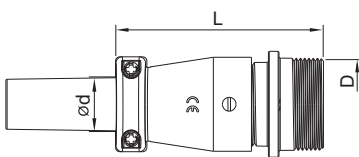
● 直式对接电缆护套插座 B: ZQB In-line receptacle with PVC sleeve B: ZQB



尺寸 Dimension(mm)	WS16	WS20	WS24	WS28
D	M18X1	M22X1	M26X1	M30X1
L	44.5	49	53	55
ød max	10.5	13	13.5	17.5

护盖可选购尺寸见 P18 Optional cap size see P18
 电缆护套尺寸见 P18 PVC sleeve dimension see P18

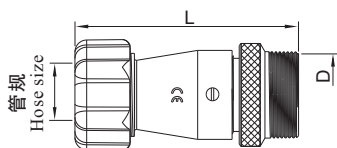
● 直式对接电缆护套插座: ZQ In-line receptacle with PVC sleeve: ZQ



尺寸 Dimension(mm)	WS32	WS40	WS48	WS55
D	M35X1.5	M44X1.5	M52X1.5	M59X1.5
L	70.5	76.5	85	97.5
ød max	21.5	26	26	32

护盖可选购尺寸见 P18 Optional cap size see P18
 电缆护套尺寸见 P18 PVC sleeve dimension see P18

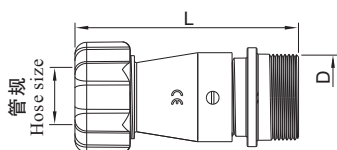
● 直式对接金属软管插座 B: ZPB In-line receptacle for metal-hose B: ZPB



尺寸 Dimension(mm)	WS16	WS20	WS24	WS28
D	M18X1	M22X1	M26X1	M30X1
L	50	57.5	60.5	64.5
管规 Hose size	1/4"	3/8"	3/8"	1/2"

护盖可选购尺寸见 P18 Optional cap size see P18

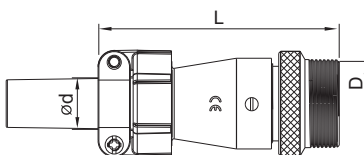
● 直式对接金属软管插座: ZP In-line receptacle for metal-hose: ZP



尺寸 Dimension(mm)	WS32	WS40	WS48	WS55
D	M35X1.5	M44X1.5	M52X1.5	M59X1.5
L	80	87	97	113
管规 Hose size	3/4"	1"	I: 1"(不标) II: 1 1/4"	1 1/4"

护盖可选购尺寸见 P18 Optional cap size see P18

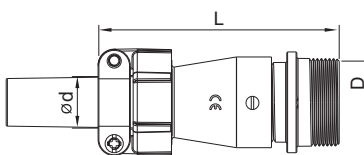
● 直式对接双压板电缆插座 B: ZYB In-line receptacle with cable clamping plates B: ZYB



尺寸 Dimension(mm)	WS16	WS20	WS24	WS28
D	M18X1	M22X1	M26X1	M30X1
L	50.5	60.5	63.5	69
ød max	10.4	13.5	13.5	17

护盖可选购尺寸见 P18 Optional cap size see P18
 电缆护套尺寸见 P18 PVC sleeve dimension see P18

● 直式对接双压板电缆插座: ZY In-line receptacle with cable clamping plates: ZY

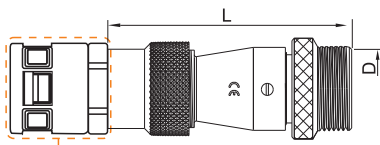


尺寸 Dimension(mm)	WS32	WS40	WS48	WS55
D	M35X1.5	M44X1.5	M52X1.5	M59X1.5
L	86	95	102	117.5
ød max	19	25	I: 24(不标) II: 32	32

护盖可选购尺寸见 P18 Optional cap size see P18
 电缆护套尺寸见 P18 PVC sleeve dimension see P18



● 直式对接塑料软管插座 B: ZDB In-line receptacle for plastic-hose B: ZDB

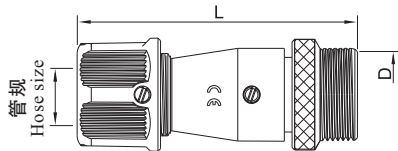


塑料软管接头可选购
Optional plastic hose adapter

尺寸 Dimension(mm)	WS16	WS20	WS24	WS28
D	M18X1	M22X1	M26X1	M30X1
L	55.5	64.5	69	75.5
接头规格 Adapter size	PG7	PG11	PG11	PG16
适配软管接头 model of plastic hose adapter	WQG-PG7(B)	WQG-PG11(B)	WQG-PG11(B)	WQG-PG16(B)
管规 Hose size	AD10	AD15.8	AD15.8	AD21.2

护盖可选购尺寸见P18 Optional cap size see P18

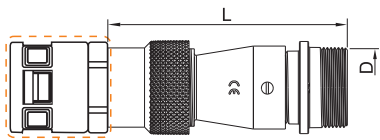
● 直式对接尼龙软管插座 B: ZHB In-line receptacle for PA-hose B: ZHB



尺寸 Dimension(mm)	WS16	WS20	WS24	WS28
D	M18X1	M22X1	M26X1	M30X1
L	52.6	63	67	71
管规 Hose size	AD10	AD15.8	AD15.8	AD21.2

护盖可选购尺寸见P18 Optional cap size see P18

● 直式对接塑料软管插座: ZD In-line receptacle for plastic-hose: ZD

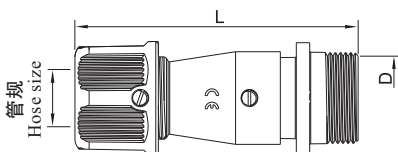


塑料软管接头可选购
Optional plastic hose adapter

尺寸 Dimension(mm)	WS32	WS40	WS48	WS55
D	M35X1.5	M44X1.5	M52X1.5	M59X1.5
L	89.5	96.5	105	119.5
接头规格 Adapter size	PG21	PG29	I: PG29(不标) II: PG36	PG36
适配软管接头 model of plastic hose adapter	WQG-PG21(B)	WQG-PG29(B)	I: WQG-PG29(B) II: WQG-PG36(B)	WQG-PG36(B)
管规 Hose size	AD28.5	AD34.5	I: AD34.5(不标) II: AD42.5	AD42.5

护盖可选购尺寸见P18 Optional cap size see P18

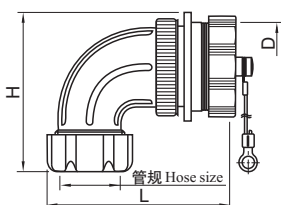
● 直式对接尼龙软管插座: ZH In-line receptacle for PA-hose: ZH



尺寸 Dimension(mm)	WS16	WS20	WS24	WS28
D	M18X1	M22X1	M26X1	M30X1
L	55	61	66	70
管规 Hose size	AD10	AD15.8	AD15.8	AD21.2

护盖可选购尺寸见P18 Optional cap size see P18

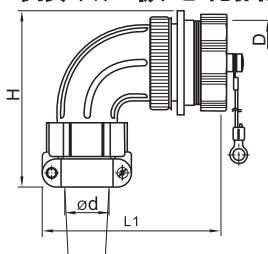
● 弯式对接金属软管插座: ZR In-line receptacle with angled back shell for metal-hose: ZR



尺寸 Dimension(mm)	WS20	WS24	WS28	WS32	WS40	WS48	WS55
D	M22X1	M26X1	M30X1	M35X1.5	M44X1.5	M52X1.5	M59X1.5
L	61	60.5	64.5	83.5	90.5	97	114.5
H	48	51.5	52	63.5	74.5	85	98
管规 Hose size	3/8"	3/8"	1/2"	3/4"	1"	1"	1 1/4"

护盖可选购尺寸见P18 Optional cap size see P18

● 弯式对接双压板电缆插座: ZS In-line receptacle with angled back shell and cable clamping plates: ZS

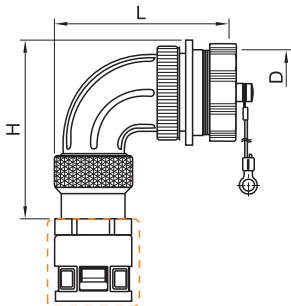


尺寸 Dimension(mm)	WS20	WS24	WS28	WS32	WS40	WS48	WS55
D	M22X1	M26X1	M30X1	M35X1.5	M44X1.5	M52X1.5	M59X1.5
L	60.5	60.5	64.5	82	89	95.5	114
H	56.5	57	63.5	72	83.5	94.5	112.5
ød max	13.5	13	17	19	23	24	32

护盖可选购尺寸见P18 Optional cap size see P18



● **弯式对接塑料软管插座:** ZC In-line receptacle with angled back shell for plastic-hose: ZC

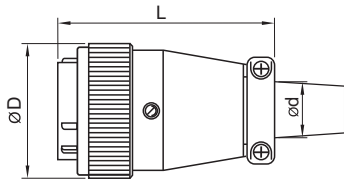


尺寸 Dimension(mm)	WS20	WS24	WS28	WS32	WS40	WS48	WS55
D	M22X1	M26X1	M30X1	M35X1.5	M44X1.5	M52X1.5	M59X1.5
L	60	61	63	82	88.5	95	112
H	58	60	65	75.5	83	95.5	104
接头规格 Adapter size	PG11	PG11	PG16	PG21	PG29	PG29	PG36
适配软管接头 model of plastic hose adapter	WQG-PG11(B)	WQG-PG11(B)	WQG-PG16(B)	WQG-PG21(B)	WQG-PG29(B)	WQG-PG29(B)	WQG-PG36(B)
管规 Hose size	AD15.8	AD15.8	AD21.2	AD28.5	AD34.5	AD34.5	AD42.5

塑料软管接头可选购

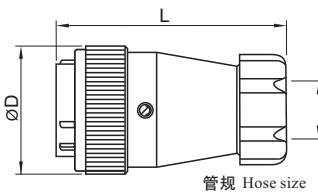
Optional plastic hose adapter 护盖可选购尺寸见P18 Optional cap size see P18

● **直式电缆护套插头:** TQ Plug with PVC sleeve: TQ



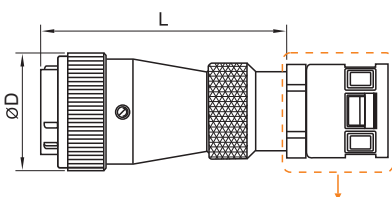
尺寸 Dimension(mm)	WS16	WS20	WS24	WS28	WS32	WS40	WS48	WS55
ØD	21.5	26	30	34	39.5	49.5	57	64.5
L	44	49	53	55	69	76	85	97
ød max	10.5	13	13.5	17.5	21.5	26	26	32

● **直式金属软管插头:** TP Plug for metal-hose: TP



尺寸 Dimension(mm)	WS16	WS20	WS24	WS28	WS32	WS40	WS48	WS55
ØD1	21.5	26	30	34	39.5	49.5	57	64.5
L	48.5	57	61	64	81	86	96.5	112
管规 Hose size	1/4"	3/8"	3/8"	1/2"	3/4"	1"	I: 1" (不标) II: 1 1/4"	1 1/4"

● **直式塑料软管插头:** TD Plug for plastic-hose: TD



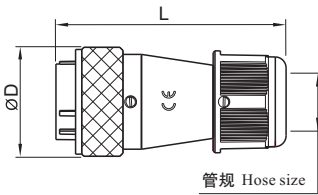
尺寸 Dimension(mm)	WS16	WS20	WS24	WS28	WS32	WS40	WS48	WS55
ØD	21.5	26	30	34.5	39.5	49.5	57	64.5
L	56	64.5	68.5	73	88.5	95.5	105	119
接头规格 Adapter size	PG7	PG11	PG11	PG16	PG21	PG29	I: PG29 (不标) II: PG36	PG36
适配软管接头 model of plastic hose adapter	WQG-PG7(B)	WQG-PG11(B)	WQG-PG11(B)	WQG-PG16(B)	WQG-PG21(B)	WQG-PG29(B)	I: WQG-PG29(B) II: WQG-PG36(B)	WQG-PG36(B)
管规 Hose size	AD10	AD15.8	AD15.8	AD21.2	AD28.5	AD34.5	I: AD34.5 (不标) II: AD42.5	AD 42.5

塑料软管接头可选购

Optional plastic hose adapter

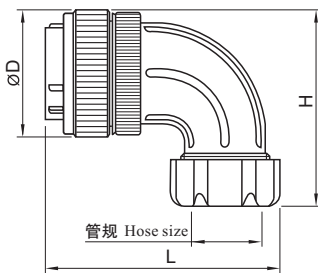


● 直式尼龙软管插头: TH Plug for PA-hose: TH



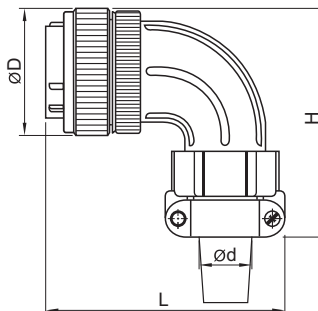
尺寸 Dimension(mm)	WS16	WS20	WS24	WS28
øD	22	26.2	30	34
L	52	63.5	66.5	69.5
管规 Hose size	AD10	AD15.8	AD15.8	AD21.2

● 弯式金属软管插头: TR Plug with angled back shell for metal-hose: TR



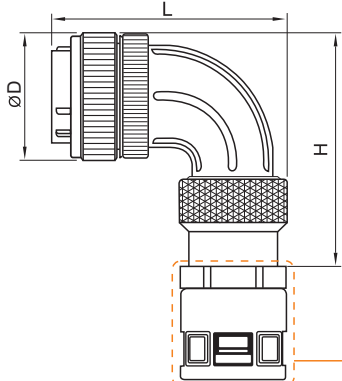
尺寸 Dimension(mm)	WS20	WS24	WS28	WS32	WS40	WS48	WS55
øD	27.5	31	35	39	49	57	64.5
H	50	51	54.5	63	73	89	97.5
L	60	60	64	82	87.5	94	115
管规 Hose size	3/8"	3/8"	1/2"	3/4"	1"	1"	1 1/4"

● 弯式双压板电缆插头: TS Plug with angled back shell with cable clamping plates: TS



尺寸 Dimension(mm)	WS20	WS24	WS28	WS32	WS40	WS48	WS55
øD	27.5	31	35	39	49.5	57	65
H	53.5	56	61	67.5	78	91	99.5
L	60	60	64	81	88	95	106
ød max	13.5	13.5	16.8	19	23.5	24	32

● 弯式塑料软管插头: TC Plug with right angle back shell for plastic-hose: TC

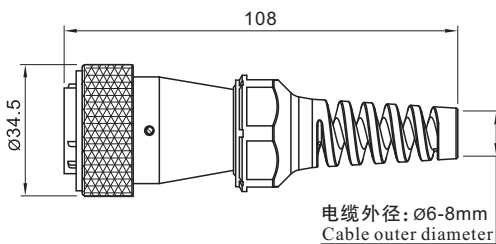


尺寸 Dimension(mm)	WS20	WS24	WS28	WS32	WS40	WS48	WS55
øD	27.5	31	35	39	49.5	57	64.5
H	57	62	65	71.5	82	96	104
L	59.5	60	63	81	88	94	112
接头规格 Adapter size	PG11	PG11	PG16	PG21	PG29	PG29	PG36
适配软管接头 model of plastic hose adapter	WQG-PG11(B)	WQG-PG11(B)	WQG-PG16(B)	WQG-PG21(B)	WQG-PG29(B)	WQG-PG29(B)	WQG-PG36(B)
管规 Hose size	AD15.8	AD15.8	AD21.2	AD28.5	AD34.5	AD34.5	AD42.5

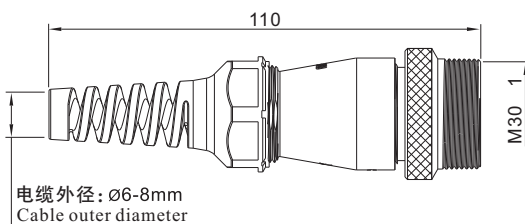
塑料软管接头可选购
Optional plastic hose adapter



● 直式防折弯插头:TX Plug with strain relief: TX



● 直式防折弯对接插座B: ZXB In-line receptacle with anti-bending sleeve B: ZXB



★ 现有28型,其他型号可定制
 It can be produced 28 models, other models are customizable

焊接芯件参数
 Solder contact spec

★ 压接芯件参数表在P20页
 Crimp contact spec see P20

★ 螺丝压接芯件参数表在P21页
 Screw contact spec see P21

WS28	2	3	4	7	8	8B	9	10	10B	12	16	17	20	24	26	35	
公端绝缘体正面图 Male contact face view																	
额定电流 (A) Rated current (A)	50	50	25	25	25	60.5	25.5	25	10	10	10	10	5	5	5	5	
接触件直径(mm) Contact diameter(mm)	Ø3.5X2	Ø3.5X3	Ø2.5X4	Ø2.5X7	Ø2.5X8	Ø5X2 Ø1X6	Ø2.5X4 Ø1X5	Ø2.5X10	Ø1.5X10	Ø1.5X12	Ø1.5X16	Ø1.5X17	Ø1X20	Ø1X24	Ø1X26	Ø1X35	
工作电压 (AC.V) Rated voltage (AC.V)	500	500	500	500	500	500 400	500	500	500	500	500	500	400	400	400	400	
耐压 (AC.V) 1 min Test voltage (AC.V) 1 min	1500	1500	1500	1500	1500	1500	1500	1500	1500	1500	1500	1500	1200	1200	1200	1200	
接触电阻 (mΩ) Contact resistance (mΩ)	0.5	0.5	1	1	1	0.5/5	1.5	1	2.5	2.5	2.5	2.5	5	5	5	5	
接线方式 Termination	焊接/螺丝压接 solder / screw	焊接/螺丝压接 solder / screw	焊接/螺丝压接 solder / screw	焊接/螺丝压接 solder / screw	焊接/螺丝压接 solder / screw	焊接 solder	焊接 solder	焊接/螺丝压接 solder / screw	焊接 solder	焊接 solder	焊接 solder	焊接 solder	焊接 solder	焊接 solder	焊接 solder	焊接 solder	焊接 solder
线规 (mm ² /AWG) Wire size (mm ² /AWG)	≤10/7	≤10/7	≤4/11	≤4/11	≤4/11	≤16/5 ≤0.75/18	≤4/11 ≤0.75/18	≤4/11	≤2/14	≤2/14	≤2/14	≤2/14	≤0.75/18	≤0.75/18	≤0.75/18	≤0.75/18	
螺丝压接线规 (mm ² /AWG) Wire size for screw termination	Min:0.5/20 Max:6/10	Min:0.5/20 Max:6/10	Min:0.5/20 Max:1.5/15	Min:0.5/20 Max:1.5/15	Min:0.5/20 Max:1.5/15	/	/	Min:0.5/20 Max:1.5/15	/	/	/	/	/	/	/	/	



WSPU

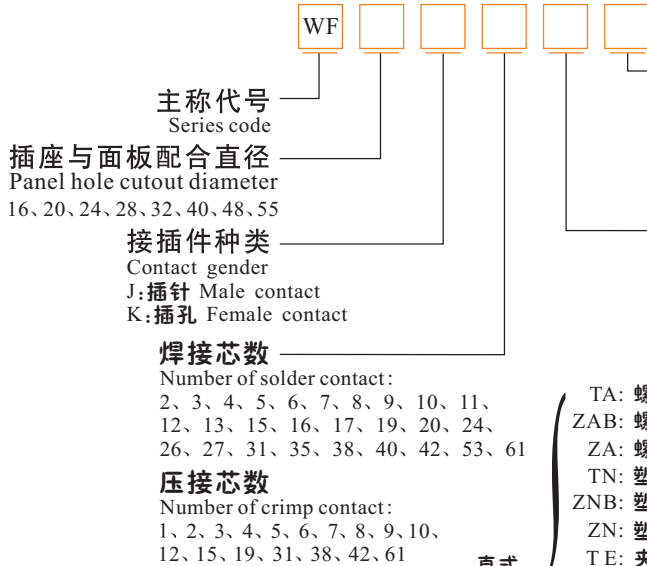
WSPU

MEBU



WF系列 WF Series

型号 Part number system



接线类型: Termination type:

- 1: 焊接(不标) Solder
- 2: 螺丝压接(只限于 $\varnothing 2.5$ 、 $\varnothing 3$ 、 $\varnothing 3.5$ mm)
Screw (for $\varnothing 2.5$, $\varnothing 3$, $\varnothing 3.5$ mm contact)
- 3: 压接 Crimp

外壳结构形式:

Shell structure and cable fix type:

- Z: 方方法兰插座 Square flange receptacle
- ZM: 后螺母插座 Round flangel receptacle
- ZMQ: 前螺母插座 Front-nut-mount receptacle
- ZG: 2孔法兰插座 2-hole flange receptacle

- TA: 螺母压紧插头 Plug with plastic clamping-nut
- ZAB: 螺母压紧插座B(WF16-28) Receptacle with plastic clamping-nut B (for WF16-28)
- ZA: 螺母压紧插座(WF32-55) Receptacle with plastic clamping-nut (for WF32-55)
- TN: 塑料软管插头 Plug for plastic-hose
- ZNB: 塑料软管插座B(WF16-28) Receptacle for plastic-hose B (for WF16-28)
- ZN: 塑料软管插座(WF32-55) Receptacle for plastic-hose (for WF32-55)
- TE: 夹爪紧固插头 Plug with metal clamping-nut
- ZEB: 夹爪紧固插座B(WF16-28) Receptacle with metal clamping-nut B (for WF16-28)
- ZE: 夹爪紧固插座(WF32-55) Receptacle with metal clamping-nut (for WF32-55)
- TI: 双压板电缆插头 Plug with cable clamping plates
- ZIB: 双压板电缆插座B(WF16-28) Receptacle with cable clamping plates B (for WF16-28)
- ZI: 双压板电缆插座(WF32-55) Receptacle with cable clamping plates (for WF32-55)
- TH: 直式尼龙软管插头(WF16-28) Plug for PA-hose (for WF16-28)
- ZHB: 直式对接尼龙软管插座B(WF16-28) In-line receptacle for PA-hose B (for WF16-28)
- ZH: 直式对接尼龙软管插座(WF16-28) In-line receptacle for PA-hose (for WF16-28)

- 弯式** Angled
- TU: 夹爪紧固插头 Plug with metal clamping-nut
 - TV: 双压板电缆插头 Plug with cable clamping plates
 - TW: 塑料软管插头 Plug for plastic-hose

注: 连接器根据接触对数量, 其每一对的额定电流按下表规定的下降计算。

Remarks: The rated current decreases according to the number of contacts, more contacts, less rated current.

接触对芯数 Number of contact	1~3	4~10	11~20	21~30	31~40	41~50	51~61
下降率 (%) Rated current decrease rate	0	10	20	30	40	50	60

★接触件可以是插针或插孔
Each side can be male or female contact

★焊接芯数参数表在P19页
Solder contact spec see page P19

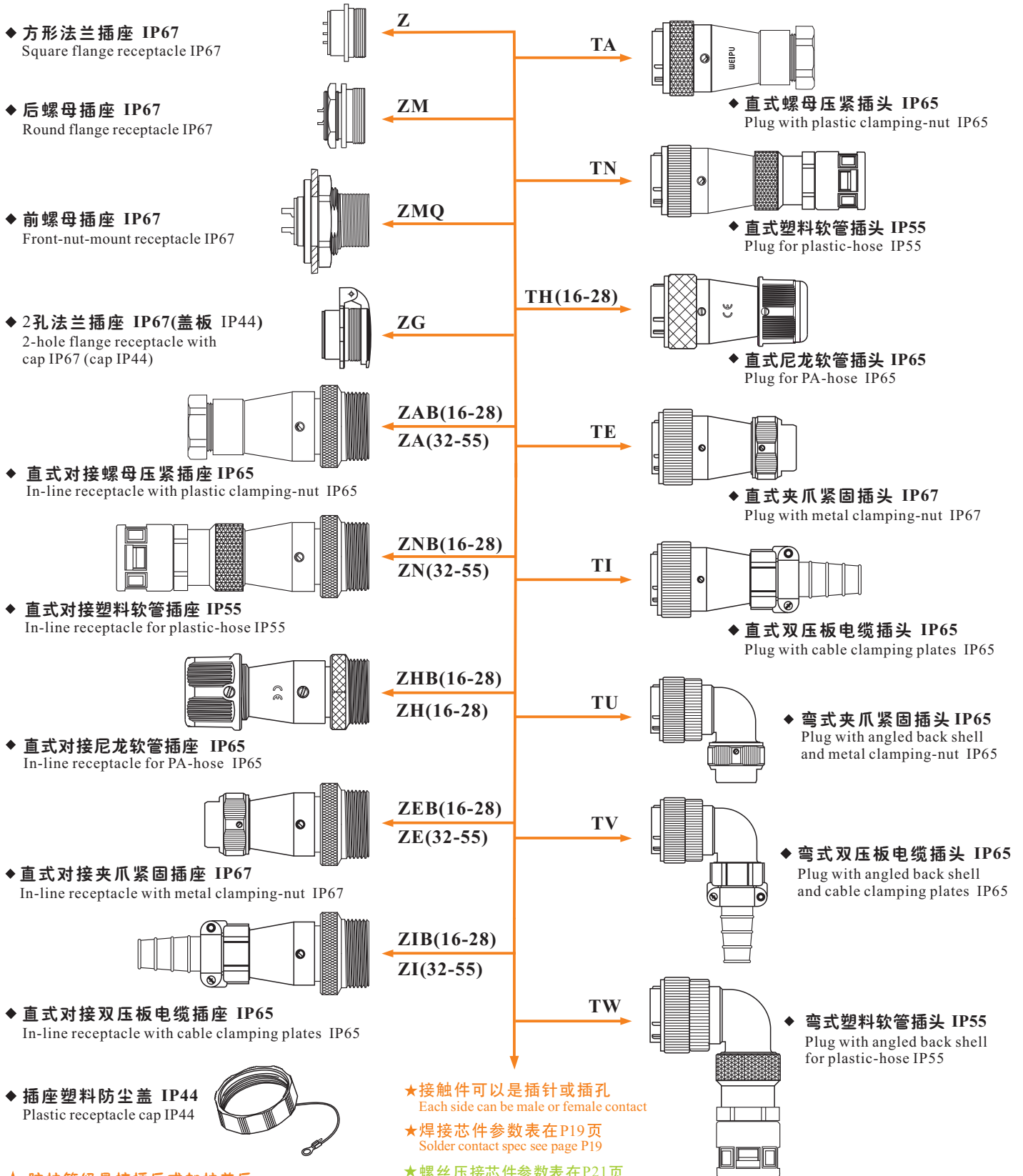
★螺丝压接芯数参数表在P21页
Screw contact spec see P21

★压接芯数参数表在P20页
Crimp contact spec see P20

材料和技术参数 Material and spec

接插方式 Coupling	螺纹连接 Threaded
外壳材料 Shell material	锌合金(镀铬) Zinc alloy with chrome plating
绝缘体 Insert material	热塑性塑料PPS, 耐高温260℃ PPS, max temperature 260℃
接触件材料 Contact material	铜(镀金) Brass with gold plating
接线方式 Termination	焊接: $\varnothing 1$ 、 $\varnothing 1.5$ 、 $\varnothing 2.5$ 、 $\varnothing 3.5$ 、 $\varnothing 5.5$ mm; 螺丝压接: $\varnothing 2.5$ 、 $\varnothing 3$ 、 $\varnothing 3.5$ mm; 压接: $\varnothing 1$ 、 $\varnothing 1.5$ 、 $\varnothing 2.5$ 、 $\varnothing 3.5$ 、 $\varnothing 5.5$ 、 $\varnothing 10$ mm Solder: $\varnothing 1$, $\varnothing 1.5$, $\varnothing 2.5$, $\varnothing 3.5$, $\varnothing 5.5$ mm; Screw: $\varnothing 2.5$, $\varnothing 3$, $\varnothing 3.5$ mm; Crimp: $\varnothing 1$, $\varnothing 1.5$, $\varnothing 2.5$, $\varnothing 3.5$, $\varnothing 5.5$, $\varnothing 10$ mm
接插次数 Mating cycle	500
温度范围 Temperature range	-40℃ ~ +85℃

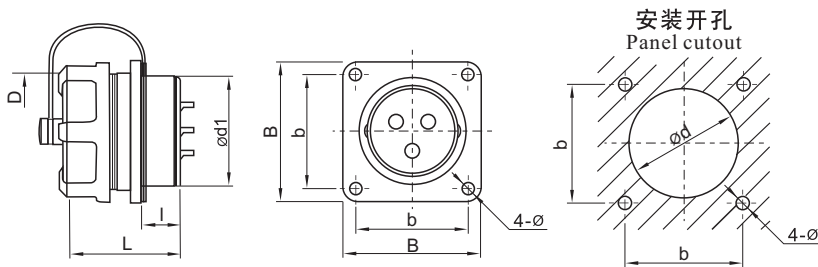
WF 系列配套表 WF Series Mating diagram



★ 防护等级是接插后或加护盖后
IP rating marked is for after mated or with cap.

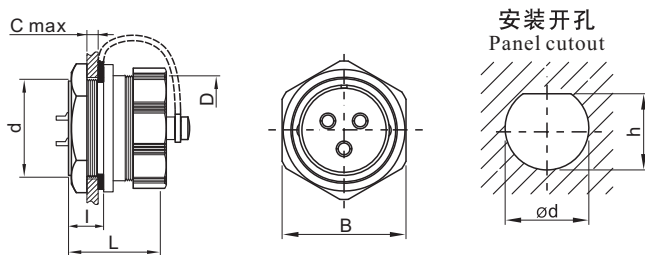


● 方形法兰插座: Z IP67 Square flange receptacle: Z IP67



尺寸 Dimension(mm)	WF16	WF20	WF24	WF28	WF32	WF40	WF48	WF55
ød1	15.8	19.8	23.8	27.8	31.8	39.8	47.8	54.8
D	M18X1	M22X1	M26X1	M30X1	M35X1.5	M44X1.5	M52X1.5	M59X1.5
l	9.7	10	10	10	14.4	14.2	14.2	14
L	21.6	23	23	23	34	34	34	34
b	20	22	26	30	32	40	48	52
B	26	29	32	36	42	50	58	64
ød	16.5	20.5	24.5	28.5	32.5	40.5	48.5	55.5
ø	3.2	3.2	3.2	3.2	3.5	4.5	4.5	4.5

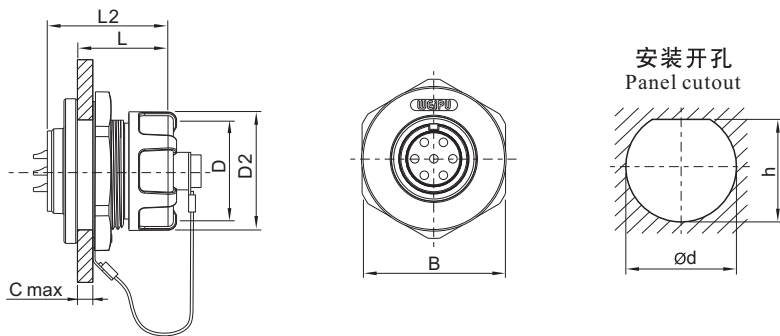
● 后螺母插座: ZM IP67 Round flange receptacle: ZM IP67



尺寸 Dimension(mm)	WF16	WF20	WF24	WF28
d	M16X1	M20X1	M24X1	M28X1
D	M18X1	M22X1	M26X1	M30X1
C	5	5	5	5
l	9.7	9.9	10	10.2
L	21.6	23	23	23
B	21.2	25.5	29.2	33.3
ød	15.7	19.7	23.7	27.7
h	15.3	19.3	23.2	26.9

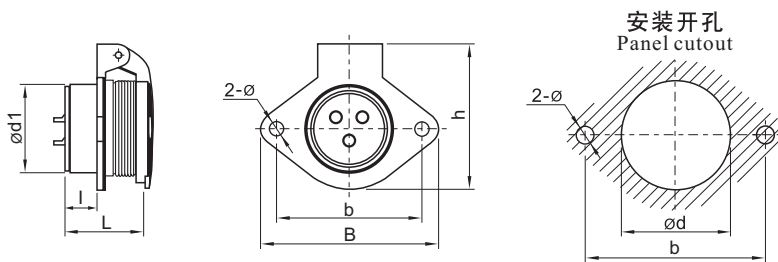


● 前螺母插座: ZMQ IP67 Front-nut-mount panel receptacle: ZMQ IP67



尺寸 Dimension(mm)	WF16	WF20	WF24	WF28
D	M18X1	M22X1	M26X1	M30X1
D2	M22X1	M26X1	M30X1	M34X1
L	16	17	17	17
L2	21.6	23	23	23
C	5	5	5	5
B	26.8	30.8	34.8	38.8
ød	22	26	30	34
h	20.6	24.6	28.6	32.6

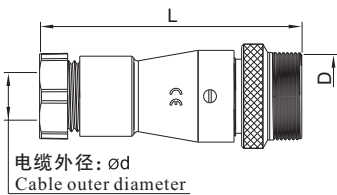
● 2孔法兰插座: ZG IP67(盖板 IP44) 2-hole flange receptacle with cap: ZG IP67(cap IP44)



尺寸 Dimension(mm)	WF16	WF20	WF24	WF28	WF32	WF40	WF48	WF55
ød1	15.8	19.8	23.8	27.8	31.8	39.8	47.8	54.8
l	10	10	10	10	15.4	14.7	14.3	14
L	22	23	23	23	34	34	34	34
b	30	35	40	45	55	65	80	85
B	38	44	50	55	67	77	92	98
h	32.5	36.5	40.5	45.5	52.5	63.5	74.5	80
ød	16.5	20.5	24.5	28.5	32.5	40.5	48.5	55.5
ø	3.5	4.5	4.5	4.5	5.5	5.5	5.5	6.5



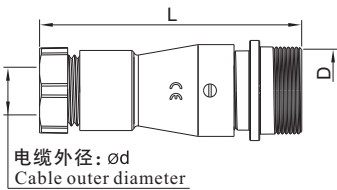
● **直式对接螺母压紧插座B: ZAB IP65** In-line receptacle with plastic clamping-nut B: ZAB IP65



尺寸 Dimension(mm)	WF16	WF20	WF24	WF28
D	M18X1	M22X1	M26X1	M30X1
L	53.5	65	68	73.5
ϕd	4.5-7	5-12	5-12	6.5-15.5

护盖可选购尺寸见P18 Optional cap size see P18

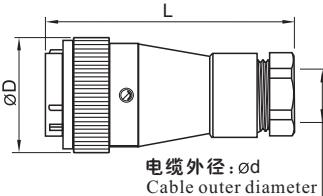
● **直式对接螺母压紧插座: ZA IP65** In-line receptacle with plastic clamping-nut: ZA IP65



尺寸 Dimension(mm)	WF32	WF40	WF48	WF55
D	M35X1.5	M44X1.5	M52X1.5	M59X1.5
L	89	109	108.5	128
ϕd	8.5-19.5	11.5-24.5	11.5-24.5	15-31

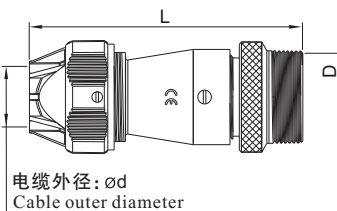
护盖可选购尺寸见P18 Optional cap size see P18

● **直式螺母压紧插头: TA IP65** Plug with plastic clamping-nut: TA IP65



尺寸 Dimension(mm)	WF16	WF20	WF24	WF28	WF32	WF40	WF48	WF55
ϕD	22	26	30	34.5	39.5	49.5	57	64.5
L	53.5	64	67	73	89.5	100	108.5	127
ϕd	4.5-7	5-12	5-12	6.5-15.5	8.5-19.5	11.5-24.5	11.5-24.5	15-31

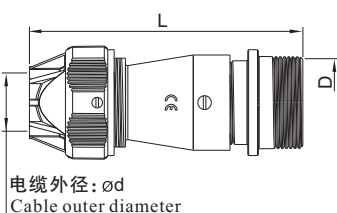
● **直式对接夹爪紧固插座B: ZEB IP67** In-line receptacle with metal clamping-nut B: ZEB IP67



尺寸 Dimension(mm)	WF16	WF20	WF24	WF28
D	M18X1	M22X1	M26X1	M30X1
L	55	63	66.5	70
ϕd	5-6.5	9-10.5	9-10.5	10.5-12.5

护盖可选购尺寸见P18 Optional cap size see P18

● **直式对接夹爪紧固插座: ZE IP67** In-line receptacle with metal clamping-nut: ZE IP67

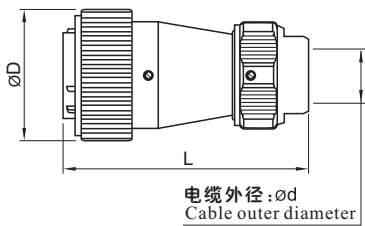


尺寸 Dimension(mm)	WF32	WF40	WF48	WF55
D	M35X1.5	M44X1.5	M52X1.5	M59X1.5
L	90.5	99.5	108	134.5
ϕd	15.5-17	18-20	I: 18-20 (不标) II: 24 526	24.5-26

护盖可选购尺寸见P18 Optional cap size see P18

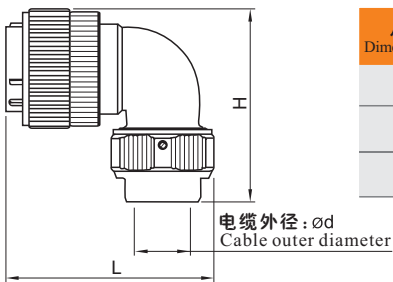


● **直式夹爪紧固插头: TE IP67** Plug with metal clamping-nut: TE IP67



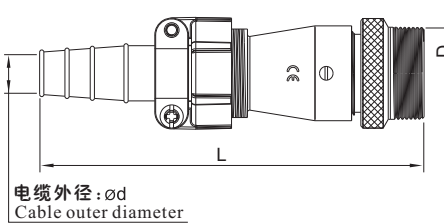
尺寸 Dimension(mm)	WF16	WF20	WF24	WF28	WF32	WF40	WF48	WF55
øD	22	26.2	30	34.5	39.5	49.5	57	64.5
L	54.5	62.5	65	68	88	100	110	131.5
ød	5-6.5	9-10.5	9-10.5	10.5-12.5	15.5-17	18-20	I:18-20 (不标) II: 245-26	24.5-26

● **弯式夹爪紧固插头: TU IP65** Plug with angled back shell and metal clamping-nut: TU IP65



尺寸 Dimension(mm)	WF16	WF20	WF24	WF28	WF32	WF40	WF48	WF55
H	43	51	59	57	73.5	85	103	108
L	48	57	59	61	84	90	97	109
ød	5-6.5	9-10.5	9-10.5	10.5-12.5	15.5-17	18-20	24.5-26	24.5-26

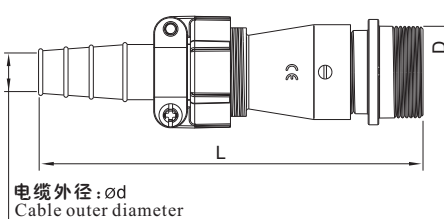
● **直式对接双压板电缆插座B: ZIB IP65** In-line receptacle with cable clamping plates B: ZIB IP65



尺寸 Dimension(mm)	WF16	WF20	WF24	WF28
D	M18X1	M22X1	M26X1	M30X1
L	73.5	90	93.5	104
ød	7-8	8-10.5	8-10.5	11.5-13.6

护盖可选购尺寸见P18 Optional cap size see P18

● **直式对接双压板电缆插座: ZI IP65** In-line receptacle with cable clamping plates: ZI IP65

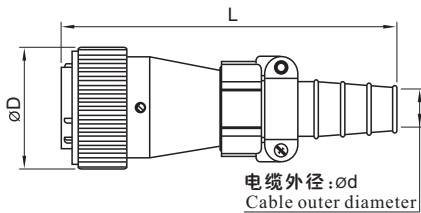


尺寸 Dimension(mm)	WF32	WF40	WF48	WF55
D	M35X1.5	M44X1.5	M52X1.5	M59X1.5
L	118.5	130	137	163
ød	13-15.6	15.5-18.8	I:15.5-18.8 (不标) II: 24-28	24-28

护盖可选购尺寸见P18 Optional cap size see P18

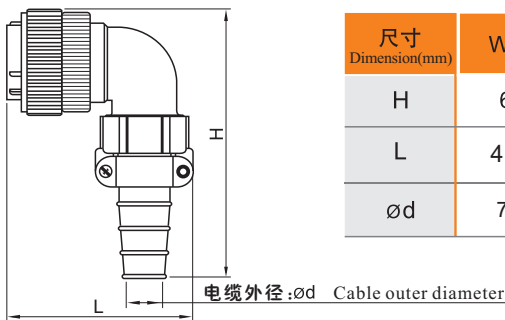


● **直式双压板电缆插头: TI IP65 Plug with cable clamping plates: TI IP65**



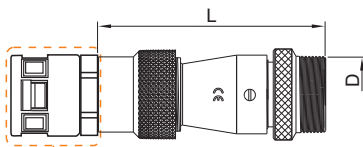
尺寸 Dimension(mm)	WF16	WF20	WF24	WF28	WF32	WF40	WF48	WF55
ØD	22	26	30	34.5	39.5	49.5	57	64.5
L	72.5	87	92	100.5	118.5	130.5	140	163
Ød	7-8	8-10.5	8-10.5	11.5-13.6	13-15.6	15.5-18.8	I:15.5-18.8(密) II:24-28	24-28

● **弯式双压板电缆插头: TV IP65 Plug with angled back shell and cable clamping plates: TV IP65**



尺寸 Dimension(mm)	WF16	WF20	WF24	WF28	WF32	WF40	WF48	WF55
H	60	80	80	88.5	96	115	127	140
L	49.5	56.5	58	61	82.5	90	98	108
Ød	7-8	8-10.5	8-10.5	11.5-13.6	13-15.6	15.5-18.8	24-28	24-28

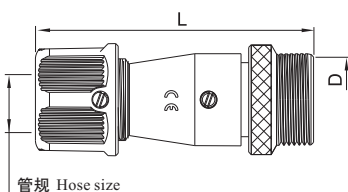
● **直式对接塑料软管插座 B: ZNB IP55 In-line receptacle for plastic-hose B: ZNB IP55**



尺寸 Dimension(mm)	WF16	WF20	WF24	WF28
D	M18X1	M22X1	M26X1	M30X1
L	54.5	64	67	73
接头规格 Adapter size	PG7	PG11	PG11	PG16
适配软管接头 model of plastic hose adapter	WQG-PG7(B)	WQG-PG11(B)	WQG-PG11(B)	WQG-PG16(B)
管规 Hose size	AD10	AD15.8	AD15.8	AD21.2

护盖可选购尺寸见P18 Optional cap size see P18

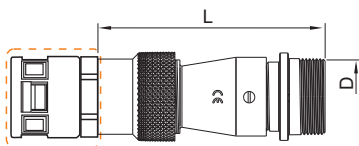
● **直式对接尼龙软管插座 B: ZHB IP65 In-line receptacle for PA-hose B: ZHB IP65**



尺寸 Dimension(mm)	WF16	WF20	WF24	WF28
D	M18X1	M22X1	M26X1	M30X1
L	52	62.5	66.5	70
管规 Hose size	AD10	AD15.8	AD15.8	AD21.2



● 直式对接塑料软管插座: ZN IP55 In-line receptacle for plastic-hose: ZN IP55

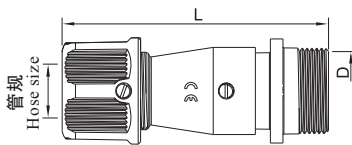


塑料软管接头可选购
Optional plastic hose adapter

尺寸 Dimension(mm)	WF32	WF40	WF48	WF55
D	M35X1.5	M44X1.5	M52X1.5	M59X1.5
L	86.5	95	104	120
接头规格 Adapter size	PG21	PG29	I: PG29(不标) II: PG36	PG36
适配软管接头 model of plastic hose adapter	WQG-PG21(B)	WQG-PG29(B)	I: WQG-PG29(B) II: WQG-PG36(B)	WQG-PG36(B)
管规 Hose size	AD28.5	AD34.5	I: AD34.5(不标) II: AD42.5	AD42.5

护盖可选购尺寸见P18 Optional cap size see P18

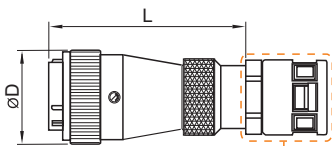
● 直式对接尼龙软管插座: ZH IP65 In-line receptacle for PA-hose: ZH IP65



尺寸 Dimension(mm)	WF16	WF20	WF24	WF28
D	M12X1	M22X1	M26X1	M30X1
L	54	62	66	70
管规 Hose size	AD10	AD15.8	AD15.8	AD21.2

护盖可选购尺寸见P18 Optional cap size see P18

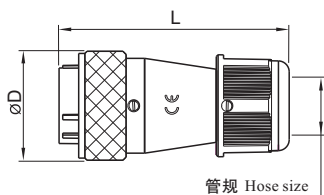
● 直式塑料软管插头: TN IP55 Plug for plastic-hose: TN IP55



塑料软管接头可选购
Optional plastic hose adapter

尺寸 Dimension(mm)	WF16	WF20	WF24	WF28	WF32	WF40	WF48	WF55
ØD	22	26	30	34.5	39.5	49.5	57	64.5
L	54	62.5	66.5	72.5	87.5	95	105	118
接头规格 Adapter size	PG7	PG11	PG11	PG16	PG21	PG29	I: PG29(不标) II: PG36	PG36
适配软管接头 model of plastic hose adapter	WQG-PG7(B)	WQG-PG11(B)	WQG-PG11(B)	WQG-PG16(B)	WQG-PG21(B)	WQG-PG29(B)	I: WQG-PG29(B) II: WQG-PG36(B)	WQG-PG36(B)
管规 Hose size	AD10	AD15.8	AD15.8	AD21.2	AD28.5	AD34.5	I: AD34.5(不标) II: AD42.5	AD42.5

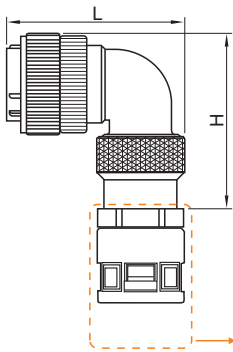
● 直式尼龙软管插头: TH IP65 Plug for PA-hose: TH IP65



尺寸 Dimension(mm)	WF16	WF20	WF24	WF28
D	22	26.5	30	34.4
L	51	62.5	65.5	68.5
管规 Hose size	AD10	AD15.8	AD15.8	AD21.2



● 弯式塑料软管插头：TW IP55 Plug with angled back shell for plastic-hose: TW IP55

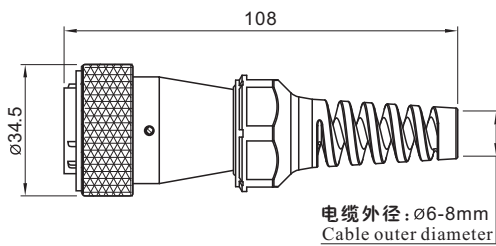


尺寸 Dimension(mm)	WF16	WF20	WF24	WF28	WF32	WF40	WF48	WF55
H	42	53.5	54.5	60	67	80	89.5	95
L	47	56.5	57.5	61	82	88.5	95	106
接头规格 Adapter size	PG7	PG11	PG11	PG16	PG21	PG29	PG29	PG36
适配软管接头 model of plastic hose adapter	WQG-PG7(B)	WQG-PG11(B)	WQG-PG11(B)	WQG-PG16(B)	WQG-PG21(B)	WQG-PG29(B)	WQG-PG29(B)	WQG-PG36(B)
管规 Hose size	AD10	AD15.8	AD15.8	AD21.2	AD28.5	AD34.5	AD34.5	AD42.5

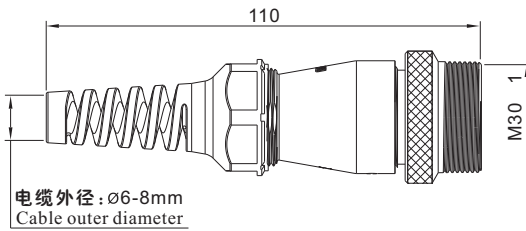
→ 塑料软管接头可选购
Optional plastic hose adapter



● 直式防折弯插头:TX IP67 Plug with strain relief: TX IP67



● 直式防折弯对接插座 B: ZXB IP67 In-line receptacle with anti-bending sleeve B: ZXB IP67



★ 现有28型,其他型号可定制
 It can be produced 28 modle,other models are customizabl

焊接芯件参数
 Solder contact spec

★ 压接芯件参数表在P20页
 Crimp contact spec see P20

★ 螺丝压接芯件参数表在P21页
 Screw contact spec see P21

WF28	2	3	4	7	8	8B	9	10	10B	12	16	17	20	24	26	35	
公端绝缘体正面图 Male contact face view																	
额定电流 (A) Rated current (A)	50	50	25	25	25	60、5	25、5	25	10	10	10	10	5	5	5	5	
接触件直径(mm) Contact diameter(mm)	$\phi 3.5 \times 2$	$\phi 3.5 \times 3$	$\phi 2.5 \times 4$	$\phi 2.5 \times 7$	$\phi 2.5 \times 8$	$\phi 5 \times 2$ $\phi 1 \times 6$	$\phi 2.5 \times 4$ $\phi 1 \times 5$	$\phi 2.5 \times 10$	$\phi 1.5 \times 10$	$\phi 1.5 \times 12$	$\phi 1.5 \times 16$	$\phi 1.5 \times 17$	$\phi 1 \times 20$	$\phi 1 \times 24$	$\phi 1 \times 26$	$\phi 1 \times 35$	
工作电压 (AC.V) Rated voltage (AC.V)	500	500	500	500	500	500 400	500	500	500	500	500	500	400	400	400	400	
耐压 (AC.V) 1 min Test voltage(AC.V) 1 min	1500	1500	1500	1500	1500	1500	1500	1500	1500	1500	1500	1500	1200	1200	1200	1200	
接触电阻 (m Ω) Contact resistance (m Ω)	0.5	0.5	1	1	1	0.5/5	1、5	1	2.5	2.5	2.5	2.5	5	5	5	5	
接线方式 Termination	焊接/螺丝压接 solder / screw	焊接/螺丝压接 solder / screw	焊接/螺丝压接 solder / screw	焊接/螺丝压接 solder / screw	焊接/螺丝压接 solder / screw	焊接 solder	焊接 solder	焊接/螺丝压接 solder / screw	焊接 solder	焊接 solder	焊接 solder	焊接 solder	焊接 solder	焊接 solder	焊接 solder	焊接 solder	焊接 solder
线规 (mm ² /AWG) Wire size (mm ² /AWG)	$\leq 10/7$	$\leq 10/7$	$\leq 4/11$	$\leq 4/11$	$\leq 4/11$	$\leq 16/5$ $\leq 0.75/18$	$\leq 4/11$ $\leq 0.75/18$	$\leq 4/11$	$\leq 2/14$	$\leq 2/14$	$\leq 2/14$	$\leq 2/14$	$\leq 0.75/18$	$\leq 0.75/18$	$\leq 0.75/18$	$\leq 0.75/18$	
螺丝压接线规 (mm ² /AWG) Wire size for screw termination	Min:0.5/20 Max:6/10	Min:0.5/20 Max:6/10	Min:0.5/20 Max:1.5/15	Min:0.5/20 Max:1.5/15	Min:0.5/20 Max:1.5/15	/	/	Min:0.5/20 Max:1.5/15	/	/	/	/	/	/	/	/	



● WY系列 WY Series

型号 Part number system

主称代号 Series code: WY

插座与面板配合直径 Panel hole cutout diameter: 16, 20, 24, 28, 32, 40, 48, 55

接插件种类 Contact gender: J: 插针 Male contact, K: 插孔 Female contact

焊接芯数 Number of solder contact: 1, 2, 3, 4, 5, 6, 7, 8, 9, 10, 11, 12, 13, 15, 16, 17, 19, 20, 24, 26, 27, 31, 35, 38, 40, 42, 53, 61

压接芯数 Number of crimp contact: 1, 2, 3, 4, 5, 6, 7, 8, 9, 10, 12, 15, 19, 31, 38, 42, 61

接线类型 Termination type: 1: 焊接 (不标) Solder, -2: 螺丝压接 (只限于 Ø2.5, Ø3, Ø3.5 mm) Screw (for Ø2.5, Ø3, Ø3.5 mm contact), -3: 压接 Crimp

外壳结构形式 Shell structure and cable fix type: Z: 方形法兰插座 Square flange panel receptacle, ZM: 后螺母插座 Round flange receptacle, ZMQ: 前螺母插座 Front flange receptacle, ZG: 2孔法兰插座 2-hole flange receptacle

TE: 夹爪紧固插头 Plug with metal clamping-nut
 ZEB: 夹爪紧固插座B (WY16-28) Receptacle with metal clamping-nut B (for WY16-28)
 ZE: 夹爪紧固插座 (WY32-55) Receptacle with metal clamping-nut (for WY32-55)
 T1: 双压板电缆插头 Plug with cable clamping plates
 ZIB: 双压板电缆插座B (WY16-28) Receptacle with cable clamping plates B (for WY16-28)
 ZI: 双压板电缆插座 (WY32-55) Receptacle with cable clamping plates (for WY32-55)
 TB: 塑料软管插头 Plug for plastic-hose
 ZBB: 塑料软管插座B (WY16-28) Receptacle for plastic-hose B (for WY16-28)
 ZB: 塑料软管插座 (WY32-55) Receptacle for plastic-hose (for WY32-55)
 TH: 直式尼龙软管插头 (WY16-28) Plug for PA-hose (for WY16-28)
 ZHB: 直式对接尼龙软管插座B (WY16-28) In-line receptacle for PA-hose B (for WY16-28)
 ZH: 直式对接尼龙软管插座 (WY16-28) In-line receptacle for PA-hose (for WY16-28)

弯式 Angled: TU: 夹爪紧固插头 Plug with metal clamping-nut, TV: 双压板电缆插头 Plug with cable clamping plates, TW: 塑料软管插头 Plug for plastic-hose

直式 Straight

注: 连接器根据接触对数量, 其每一对的额定电流按下表规定的下降计算。
 Remarks: The rated current decreases according to the number of contacts, more contacts, less rated current.

接触对芯数 Number of contact	1-3	4-10	11-20	21-30	31-40	41-50	51-61
下降率 (%) Rated current decrease rate	0	10	20	30	40	50	60

型号 Part number system

主称代号 Series code: WY

插座与面板配合直径 Panel hole cutout diameter: 24

接插件种类 Contact gender: J: 插针 Male contact, K: 插孔 Female contact

外壳结构形式 Shell structure and cable fix type: Z: 方形法兰插座 Square flange panel receptacle, ZM: 后螺母插座 Round flange receptacle, ZMQ: 前螺母插座 Front flange receptacle, ZG: 2孔法兰插座 2-hole flange receptacle

TE: 夹爪紧固插头 Plug with metal clamping-nut
 ZEB: 夹爪紧固插座B Receptacle with metal clamping-nut B
 ZE: 夹爪紧固插座 Receptacle with metal clamping-nut

直式 Straight

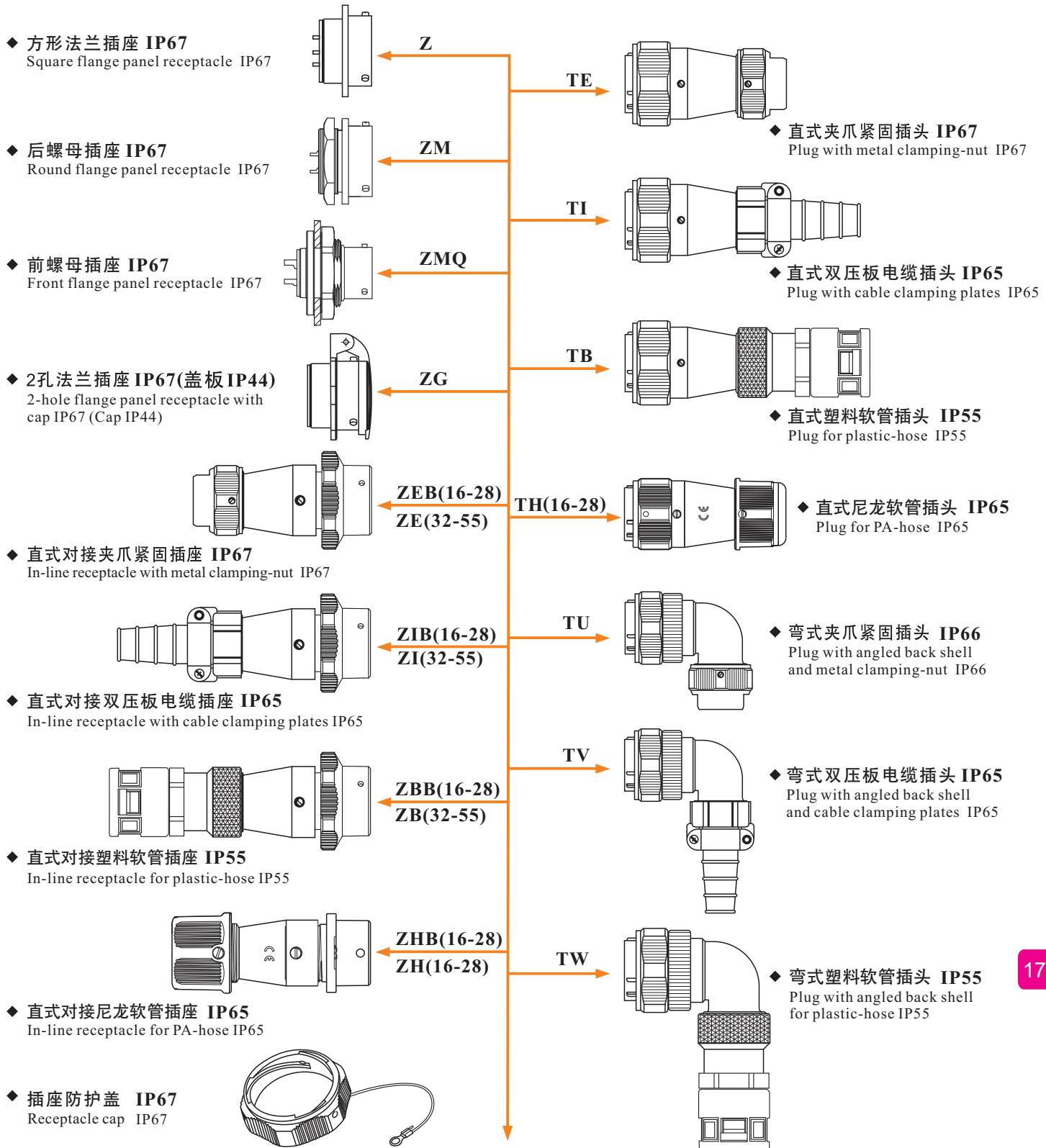
RJ45
 LC
 HDMI2.0
 USB3.0

★接触件可以是插针或插孔 Each side can be male or female contact
 ★焊接芯件参数表在P19页 Solder contact spec see page P19
 ★螺丝压接芯件参数表在P21页 Screw contact spec see P21
 ★压接芯件参数表在P20页 Crimp contact spec see P20

材料和参数 Material and spec

接插方式 Coupling	卡扣连接 Bayonet
外壳材料 Shell material	锌合金(镀铬) Zinc alloy with chrome plating
绝缘体 Insert material	热塑性塑料PPS, 耐高温260℃ PPS, max temperature 260 °C
接触件材料 Contact material	铜(镀金) Brass with gold plating
接线方式 Termination	焊接: Ø0.7, Ø1, Ø1.5, Ø1.6, Ø2.5, Ø3.5, Ø5.5mm; 螺丝压接: Ø2.5, Ø3, Ø3.5mm; 压接: Ø1, Ø1.5, Ø2.5, Ø3.5, Ø5.5, Ø10mm Solder: Ø0.7, Ø1, Ø1.5, Ø1.6, Ø2.5, Ø3.5, Ø5.5mm; Screw: Ø2.5, Ø3, Ø3.5mm; Crimp: Ø1, Ø1.5, Ø2.5, Ø3.5, Ø5.5, Ø10mm
接插次数 Mating cycle	500 USB:1500
温度范围 Temperature range	-40℃~+85℃; 信号、数据: -20℃~+70℃

WY系列配套表 WY Series Mating diagram



★ 防护等级的标是接插后或加防护盖后的最低防护等级
IP rating marked is for after mated or with cap.

★ 接触件可以是插针或插孔
Each side can be male or female contact
★ 焊接芯件参数表在P19页
Solder contact spec see page P19

★ 螺丝压接芯件参数表在P21页
Screw contact spec see P21
★ 压接芯件参数表在P20页
Crimp contact spec see P20



WY12 Series

**WY
12**



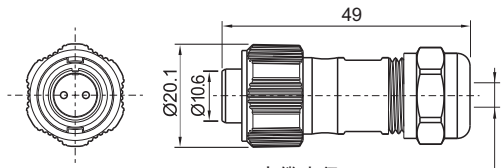
WY12J-TE WY12K-TE

插针 Male contact

芯数 Number of contact
插孔 Female contact

电缆插头
与WY12-Z、WY12-ZM、WY12-ZMQ、
WY12-ZE 相配

Cable connector
Mate with WY12-Z, WY12-ZM,
WY12-ZMQ, WY12-ZE



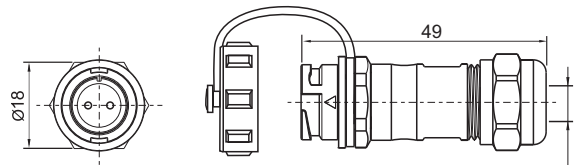
电缆直径: 5-8mm
Cable outer diameter range



WY12J-ZE WY12K-ZE

电缆对接插座
与WY12-TE 相配

In-line cable connector
Mate with WY12-TE



电缆直径: 5-8mm
Cable outer diameter range

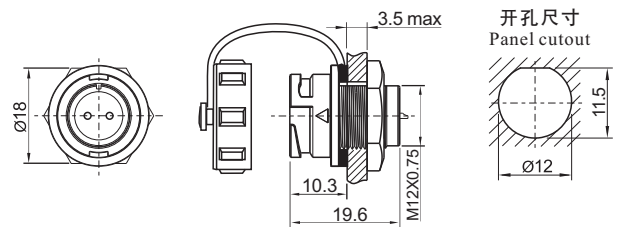


WY12J-ZM WY12K-ZM

后螺母插座
与WY12-TE相配

Rear-nut mount
Mate with WY12-TE

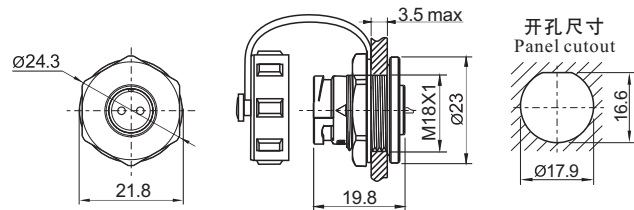
芯数 Number of contact



WY12J-ZMQ WY12K-ZMQ

前螺母插座
与WY12-TE 相配

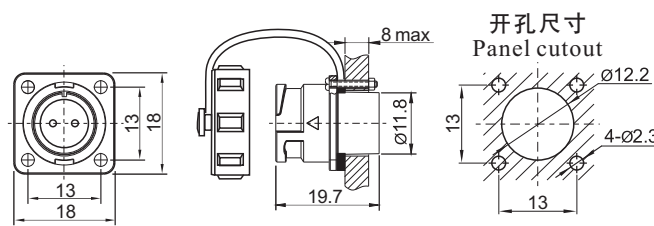
Front-nut mount
Mate with WY12-TE



WY12J-Z WY12K-Z

方形法兰插座
与WY12-TE 相配

Square flange
Mate with WY12-TE



焊接芯件参数 Solder contact spec

芯数 Number of contact	2	3	4	5	6	7	9
公端绝缘体正面图 Male contact face view							
额定电流 (A) Rated current (A)	13	13	5	5	5	5	3
接触件直径 (mm) Contact diameter (mm)	Ø1.6X2	Ø1.6X3	Ø1X4	Ø1X5	Ø1X6	Ø1X7	Ø0.7X9
工作电压 (AC.V) Rated voltage (AC.V)	250	250	200	180	125	125	125
耐压 (AC.V) 1 min Test voltage(AC.V) 1 min	1500	1500	1500	1000	1000	1000	1000
接触电阻 (mΩ) Contact resistance (mΩ)	2	2	5	5	5	5	10
线规 (mm²/AWG) Wire size (mm²/AWG)	≤2/14	≤2/14	≤0.75/18	≤0.75/18	≤0.75/18	≤0.75/18	≤0.5/20

WY24 Series

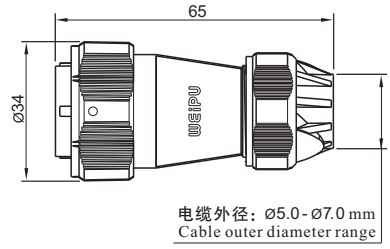


WY24
信号数据



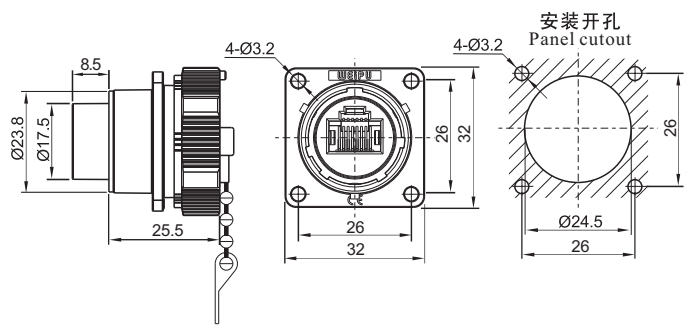
直式夹爪紧固插头
与WY24KRJ45Z相配
Plug with metal clamping-nut
Mate with WY24KRJ45Z

WY24JRJ45TE



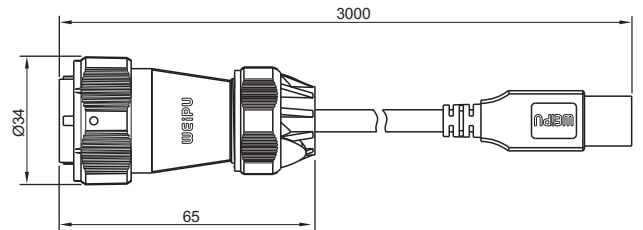
方方法兰插座
与WY24JRJ45TE相配
Square flange receptacle
Mate with WY24JRJ45TE

WY24KRJ45Z



直式夹爪紧固插头
与WY24KUSB3.0Z相配
Plug with metal clamping-nut
Mate with WY24KUSB3.0Z

WY24JUSB3.0TE-



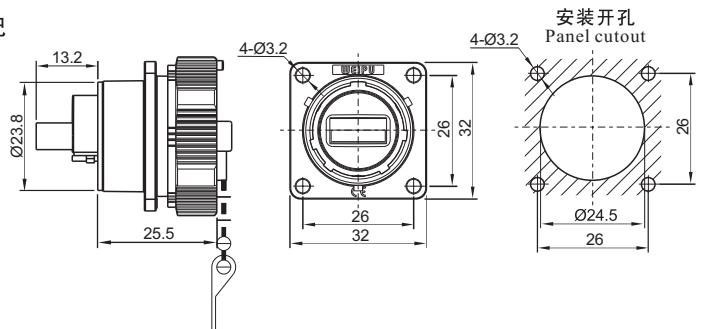
线长: Cable length:
1.0m 1.0m
3.0m 3.0m
5.0m 5.0m

★ 线材长度可以定制
Cable length can be customized



方方法兰插座
与WY24JUSB3.0TE 相配
Square flange receptacle
Mate with WY24JUSB3.0TE

WY24KUSB3.0Z





WY24
信号数据

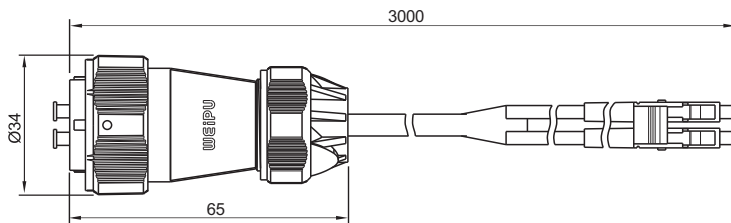
WY24 Series



直式夹爪紧固插头
与WY24KLCZ相配
Plug with metal clamping-nut
Mate with WY24KLCZ

WY24JLCTE-

线长: Cable length:
1.0m 1.0m
3.0m 3.0m
5.0m 5.0m

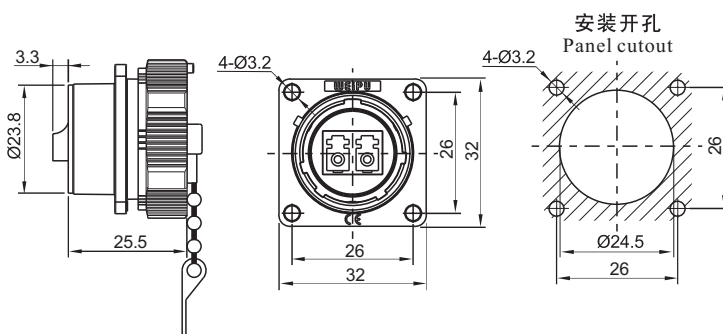


★线材长度可以定制
Cable length can be customized



方形法兰插座
与WY24JLCTE相配
Square flange receptacle
Mate with WY24JLCTE

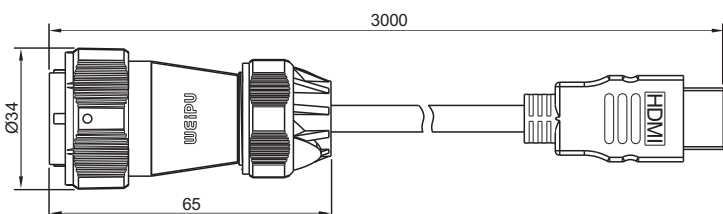
WY24KLCZ



直式夹爪紧固插头
与WY24KHDMI2.0Z相配
Plug with metal clamping-nut
Mate with WY24KHDMI2.0Z

WY24JHDMI2.0TE-

线长: Cable length:
1.0m 1.0m
3.0m 3.0m
5.0m 5.0m

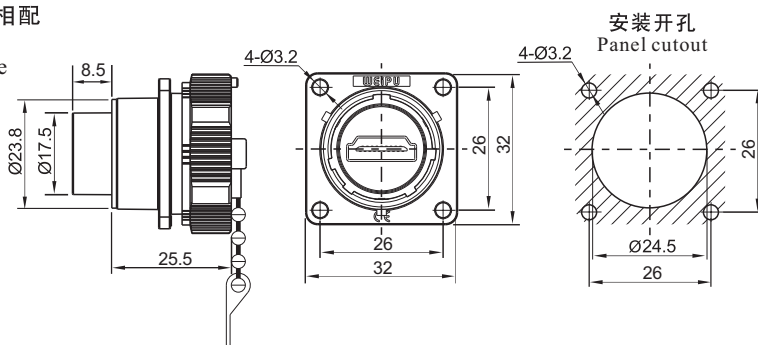


★线材长度可以定制
Cable length can be customized



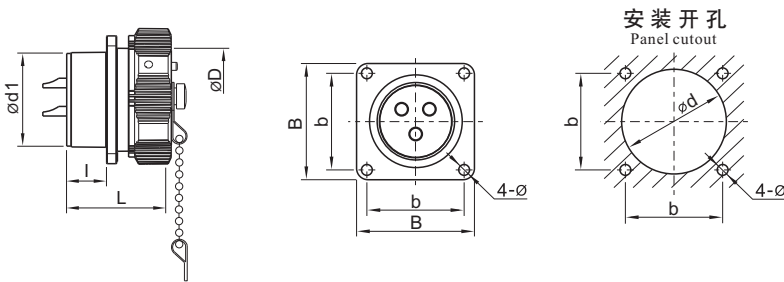
方形法兰插座
与WY24JHDMI2.0TE相配
Square flange receptacle
Mate with WY24JHDMI2.0TE

WY24KHDMI2.0Z



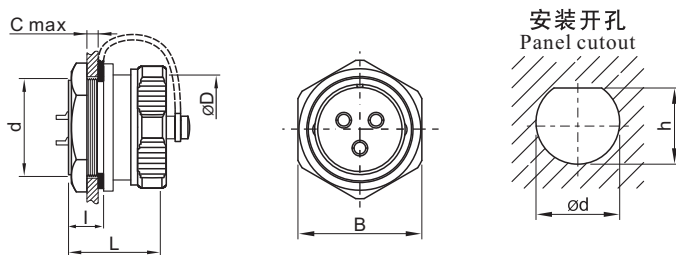


● 方法兰插座: Z IP67 Square flange panel receptacle: Z IP67



尺寸 Dimension(mm)	WY16	WY20	WY24	WY28	WY32	WY40	WY48	WY55
d1	15.8	19.8	23.8	27.8	31.8	40	47.8	54.8
D	18	22	26	30	35	44	52	58
l	9.7	10	10	10	14.4	14.2	14.2	14
L	21.6	23	23	23	34	34	34	34
b	20	22	26	30	32	40	48	52
B	26	29	32	36	42	50	58	64
d	16.5	20.5	24.5	28.5	32.5	40.5	48.5	55.5
Ø	3.2	3.2	3.2	3.2	3.5	4.5	4.5	4.5

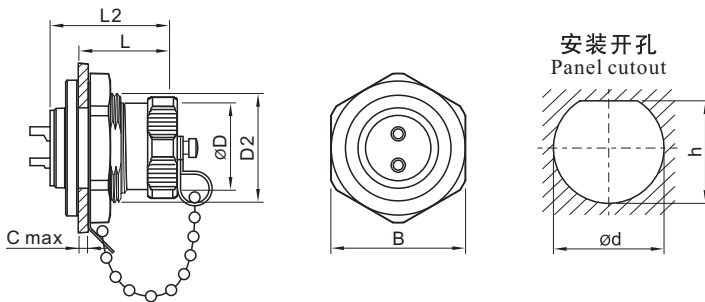
● 后螺母插座: ZM IP67 Round flange panel receptacle: ZM IP67



尺寸 Dimension(mm)	WY16	WY20	WY24	WY28
d	M16X1	M20X1	M24X1	M28X1
D	18	22	26	30
C	5	5	5	5
l	9.7	9.9	10	10.2
L	21.6	23	23	23
B	21.2	25.5	29.2	33.3
Ød	15.9	19.7	23.7	27.7
h	15.3	19.3	23.2	26.9

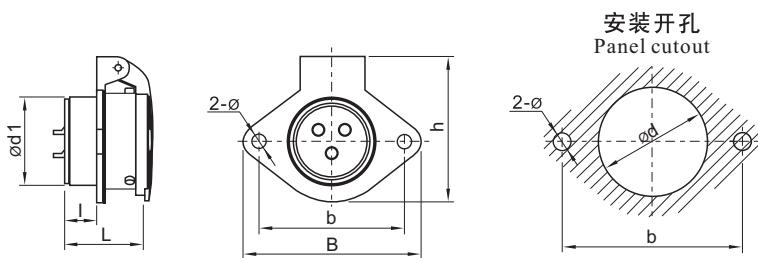


● 前螺母插座: ZMQ IP67 Front-nut-mount receptacle: ZMQ IP67



尺寸 Dimension(mm)	WY16	WY20	WY24	WY28
D	18	22	26	30
D2	M22X1	M26X1	M30X1	M34X1
L	16	17	17	17
L2	21.6	23	23	23
C	5	5	5	5
B	26.8	30.8	34.8	38.8
ød	22	26	30	34
h	20.6	24.6	28.6	32.6

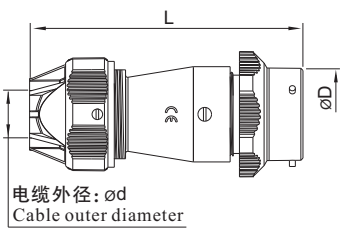
● 2孔法兰插座: ZG IP67(盖板 IP44) 2-hole flange panel receptacle with cap: ZG IP67 (Cap IP44)



尺寸 Dimension(mm)	WY16	WY20	WY24	WY28	WY32	WY40	WY48	WY55
d1	15.8	19.8	23.8	27.8	31.8	39.8	47.8	54.8
d	16.5	20.5	24.5	28.5	32.5	40.5	48.5	55.5
l	10	10	10	10	15.4	14.7	14.3	14
L	22	23	23	23	34	34	34	34
b	30	35	40	45	55	65	80	85
B	38	44	50	55	67	77	92	98
h	32.5	36.5	40.5	45.5	52.5	63.5	74.5	80
ø	3.5	4.5	4.5	4.5	5.5	5.5	5.5	6.5



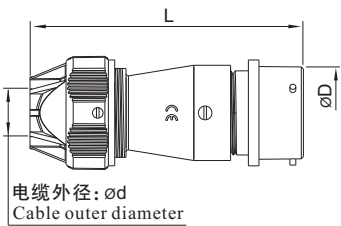
● **直式对接夹爪紧固插座 B: ZEB IP67** In-line receptacle with metal clamping-nut B: ZEB IP67



尺寸 Dimension(mm)	WY16	WY20	WY24	WY28
D	18	22	26	30
L	55	63	66.5	70
$\varnothing d$	5-6.5	9-10.5	9-10.5	10.5-12.5

护盖可选购尺寸见P18 Optional cap size see P18

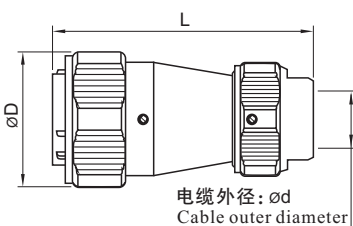
● **直式对接夹爪紧固插座: ZE IP67** In-line receptacle with metal clamping-nut: ZE IP67



尺寸 Dimension(mm)	WY32	WY40	WY48	WY55
D	35	44	52	58
L	90.5	103.5	108	131.6
$\varnothing d$	15.5-17	18-20	I:18-20(不标) II: 24.5-26	24.5-26

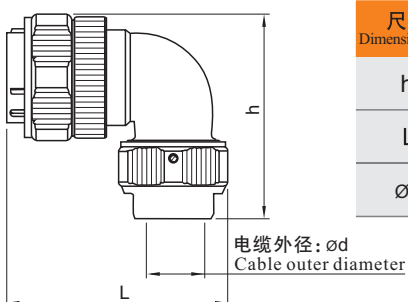
护盖可选购尺寸见P18 Optional cap size see P18

● **直式夹爪紧固插头: TE IP67** Plug with metal clamping-nut: TE IP67



尺寸 Dimension(mm)	WY16	WY20	WY24	WY28	WY32	WY40	WY48	WY55
D	25	29.5	34	38.5	44.5	54	62	68.5
L	54.5	62.5	65	68	88	100	110	131.5
$\varnothing d$	5-6.5	9-10.5	9-10.5	10.5-12.5	15.5-17	18-20	I:18-20(不标) II: 24.5-26	24.5-26

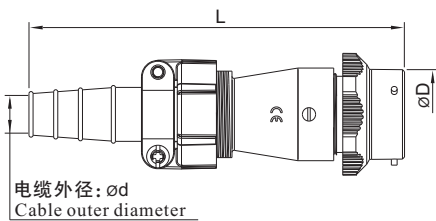
● **弯式夹爪紧固插头: TU IP66** Plug with angled back shell and metal clamping-nut: TU IP66



尺寸 Dimension(mm)	WY16	WY20	WY24	WY28	WY32	WY40	WY48	WY55
h	43	53	54	58	72	88	103	110.5
L	48	57	59	61	84	90	97	109
$\varnothing d$	5-6.5	9-10.5	9-10.5	10.5-12.5	15.5-17	18-20	24.5-26	24.5-26



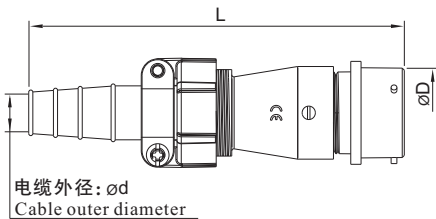
● 直式双压板电缆插座 B:ZIB IP65 In-line receptacle with cable clamping plates B: ZIB IP65



尺寸 Dimension(mm)	WY16	WY20	WY24	WY28
D	18	22	26	30
L	73	88	92	101
$\varnothing d$	7-8	8-10.5	8-10.5	11.5-13.6

护盖可选购尺寸见 P18 Optional cap size see P18

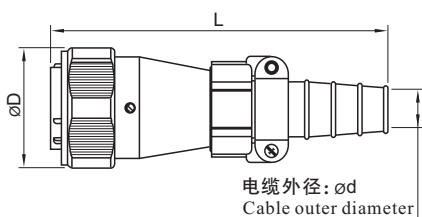
● 直式双压板电缆插座 :ZI IP65 In-line receptacle with cable clamping plates: ZI IP65



尺寸 Dimension(mm)	WY32	WY40	WY48	WY55
D	35	44	52	58
L	119	130	137	165
$\varnothing d$	13-15.6	15.5-18.8	I:15.5-18.8(不标) II:24-28	24-28

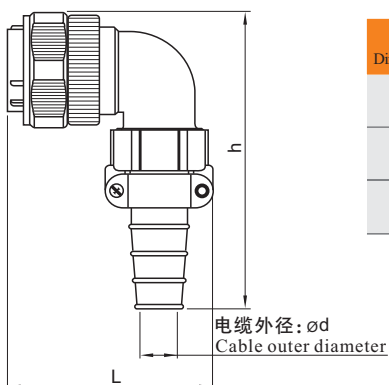
护盖可选购尺寸见 P18 Optional cap size see P18

● 直式双压板电缆插头: TI IP65 Plug with cable clamping plates: TI IP65



尺寸 Dimension(mm)	WY16	WY20	WY24	WY28	WY32	WY40	WY48	WY55
D	25	29.5	34	38.5	44.5	54	62	68.5
L	72.5	87	92	100.5	118.5	130.5	140	163
$\varnothing d$	7-8	8-10.5	8-10.5	11.5-13.6	13-15.6	15.5-18.8	I:15.5-18.8(不标) II:24-28	24-28

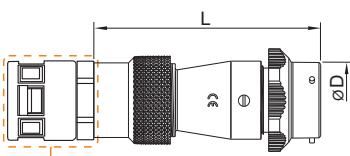
● 弯式双压板电缆插头: TV IP65 Plug with angled back shell and cable clamping plates: TV IP65



尺寸 Dimension(mm)	WY16	WY20	WY24	WY28	WY32	WY40	WY48	WY55
h	60	80	80	93	103	118	137	140
L	49.5	56.5	58	61	82.5	90	98	108
$\varnothing d$	7-8	8-10.5	8-10.5	11.5-13.6	13-15.6	15.5-18.8	24-28	24-28



● **直式对接塑料软管插座B:ZBB IP55** In-line receptacle for plastic-hose B: ZBB IP55

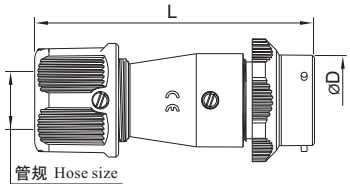


塑料软管接头可选购
Optional plastic hose adapter

尺寸 Dimension(mm)	WY16	WY20	WY24	WY28
D	18	22	26	30
L	54.5	64	67	73
接头规格 Adapter size	PG7	PG11	PG11	PG16
适配软管接头 model of plastic hose adapter	WQG-PG7(B)	WQG-PG11(B)	WQG-PG11(B)	WQG-PG16(B)
管规 Hose size	AD10	AD15.8	AD15.8	AD21.2

护盖可选购尺寸见 P18 Optional cap size see P18

● **直式对接尼龙软管插座 :ZHB IP65** In-line receptacle for PA-hose: ZHB IP65

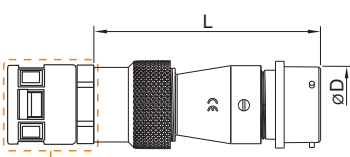


管规 Hose size

尺寸 Dimension(mm)	WY16	WY20	WY24	WY28
D	18	22	26	30
L	52	62.5	66.5	70
管规 Hose size	AD10	AD15.8	AD15.8	AD21.2

护盖可选购尺寸见 P18 Optional cap size see P18

● **直式对接塑料软管插座 :ZB IP55** In-line receptacle for plastic-hose: ZB IP55

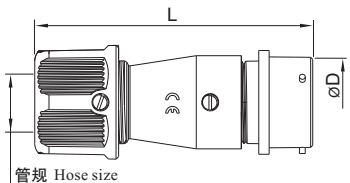


塑料软管接头可选购
Optional plastic hose adapter

尺寸 Dimension(mm)	WY32	WY40	WY48	WY55
D	35	44	52	58
L	86.5	95	104	120
接头规格 Adapter size	PG21	PG29	I: PG29(不标) II: PG36	PG36
适配软管接头 model of plastic hose adapter	WQG-PG21(B)	WQG-PG29(B)	I: WQG-PG29(B) II: WQG-PG36(B)	WQG-PG36(B)
管规 Hose size	AD28.5	AD34.5	I: AD34.5(不标) II: AD42.5	AD42.5

护盖可选购尺寸见 P18 Optional cap size see P18

● **直式对接尼龙软管插座 :ZH IP65** In-line receptacle for PA-hose : ZH P65



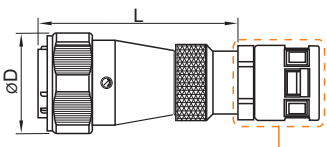
管规 Hose size

尺寸 Dimension(mm)	WY16	WY20	WY24	WY28
D	18	22	26	30
L	54	64	66	70
管规 Hose size	AD10	AD15.8	AD15.8	AD21.2

护盖可选购尺寸见 P18 Optional cap size see P19



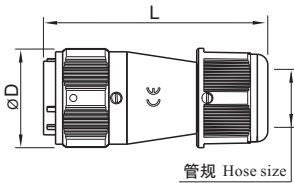
● 直式塑料软管插头: TB IP55 Plug for plastic-hose: TB IP55



塑料软管接头可选购
Optional plastic hose adapter

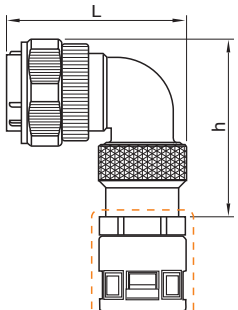
尺寸 Dimension(mm)	WY16	WY20	WY24	WY28	WY32	WY40	WY48	WY55
D	25	29.5	34	38.5	44.5	54	91	96.5
L	54	62.5	66.5	72.5	87.5	95	105	118
接头规格 Adapter size	PG7	PG11	PG11	PG16	PG21	PG29	I:PG29(不标) II:PG36	PG36
适配软管接头 model of plastic hose adapter	WQG-PG7(B)	WQG-PG11(B)	WQG-PG11(B)	WQG-PG16(B)	WQG-PG21(B)	WQG-PG29(B)	I:WQG-PG29(B) II:WQG-PG36(B)	WQG-PG36(B)
管规 Hose size	AD10	AD15.8	AD15.8	AD21.2	AD28.5	AD34.5	I:AD34.5(不标) II:AD42.5	AD42.5

● 直式尼龙软管插头: TH IP65 Plug for PA-hose: TH IP65



尺寸 Dimension(mm)	WY16	WY20	WY24	WY28
D	25	29.6	34	38
L	51	62.5	65.5	68.5
管规 Hose size	AD10	AD15.8	AD15.8	AD21.2

● 弯式塑料软管插头: TW IP55 Plug with angled back shell for plastic-hose: TW IP55



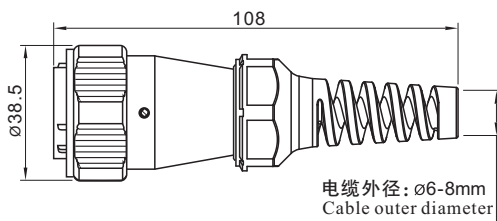
尺寸 Dimension(mm)	WY16	WY20	WY24	WY28	WY32	WY40	WY48	WY55
h	44.5	53.5	55	61	70	83	91	96.5
L	47	56.5	57.5	61	82	88.5	95	106
接头规格 Adapter size	PG7	PG11	PG11	PG16	PG21	PG29	PG29	PG36
适配软管接头 model of plastic hose adapter	WQG-PG7(B)	WQG-PG11(B)	WQG-PG11(B)	WQG-PG16(B)	WQG-PG21(B)	WQG-PG29(B)	WQG-PG29(B)	WQG-PG36(B)
管规 Hose size	AD10	AD15.8	AD15.8	AD21.2	AD28.5	AD34.5	AD42.5	AD42.5

塑料软管接头可选购
Optional plastic hose adapter



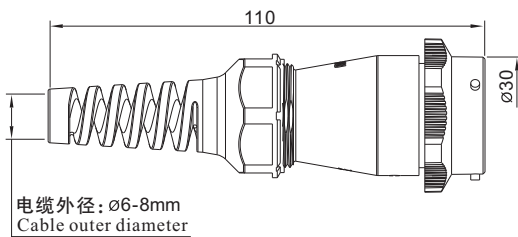
● 直式防折弯插头:TX IP67

Plug with strain relief: TX IP67



● 直式防折弯对接插座B:ZXB IP67

In-line receptacle with strain relief B: ZXB IP67



★ 现有28型,其他型号可定制

It can be produced 28 model, other models are customizable

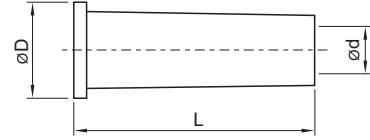
焊接芯件参数
Solder contact spec

★ 压接芯件参数表在P20页
Crimp contact spec see P20

★ 螺丝压接芯件参数表在P21页
Screw contact spec see P21

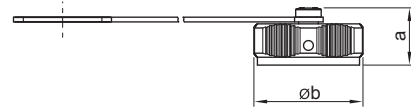
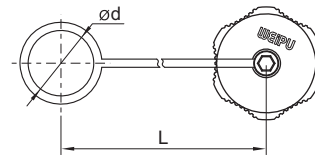
WY28	2	3	4	7	8	8B	9	10	10B	12	16	17	20	24	26	35	
公端绝缘体正面图 Male contact face view																	
额定电流 (A) Rated current (A)	50	50	25	25	25	60.5	25.5	25	10	10	10	10	5	5	5	5	
接触件直径(mm) Contact diameter(mm)	$\varnothing 3.5 \times 2$	$\varnothing 3.5 \times 3$	$\varnothing 2.5 \times 4$	$\varnothing 2.5 \times 7$	$\varnothing 2.5 \times 8$	$\varnothing 5 \times 2$ $\varnothing 1 \times 6$	$\varnothing 2.5 \times 4$ $\varnothing 1 \times 5$	$\varnothing 2.5 \times 10$	$\varnothing 1.5 \times 10$	$\varnothing 1.5 \times 12$	$\varnothing 1.5 \times 16$	$\varnothing 1.5 \times 17$	$\varnothing 1 \times 20$	$\varnothing 1 \times 24$	$\varnothing 1 \times 26$	$\varnothing 1 \times 35$	
工作电压 (AC.V) Rated voltage (AC.V)	500	500	500	500	500	500 400	500	500	500	500	500	500	400	400	400	400	
耐压 (AC.V) 1 min Test voltage (AC.V) 1 min	1500	1500	1500	1500	1500	1500	1500	1500	1500	1500	1500	1500	1200	1200	1200	1200	
接触电阻 (m Ω) Contact resistance (m Ω)	0.5	0.5	1	1	1	0.5、5	1、5	1	2.5	2.5	2.5	2.5	5	5	5	5	
接线方式 Termination	焊接/螺丝压接 solder/screw	焊接/螺丝压接 solder/screw	焊接/螺丝压接 solder/screw	焊接/螺丝压接 solder/screw	焊接/螺丝压接 solder/screw	焊接 solder	焊接 solder	焊接/螺丝压接 solder/screw	焊接 solder	焊接 solder	焊接 solder	焊接 solder	焊接 solder	焊接 solder	焊接 solder	焊接 solder	焊接 solder
线规 (mm ² /AWG) Wire size (mm ² /AWG)	$\leq 10/7$	$\leq 10/7$	$\leq 4/11$	$\leq 4/11$	$\leq 4/11$	$\leq 16/5$ $\leq 0.75/18$	$\leq 4/11$ $\leq 0.75/18$	$\leq 4/11$	$\leq 2/14$	$\leq 2/14$	$\leq 2/14$	$\leq 2/14$	$\leq 2/14$	$\leq 0.75/18$	$\leq 0.75/18$	$\leq 0.75/18$	$\leq 0.75/18$
螺丝压接线规 (mm ² /AWG) Wire size for screw termination	Min:0.5/20 Max:6/10	Min:0.5/20 Max:6/10	Min:0.5/20 Max:1.5/15	Min:0.5/20 Max:1.5/15	Min:0.5/20 Max:1.5/15	/	/	Min:0.5/20 Max:1.5/15	/	/	/	/	/	/	/	/	/

● **电缆护套** PVC cable protection sleeve for WS series



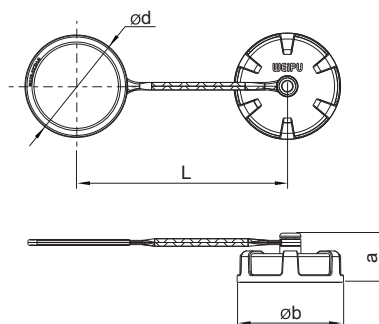
尺寸 Dimension(mm)	WS16	WS20	WS24	WS28	WS32	WS40	WS48	WS55
D	12.5	16	16.5	19	25	30	30	36
L	30	38	38	38	51	53	53	59
d	6	6	6	7	13	17.8	17.8	23

● **WY直式对接插座护盖** IP67 Metal receptacle cover for WY series IP67

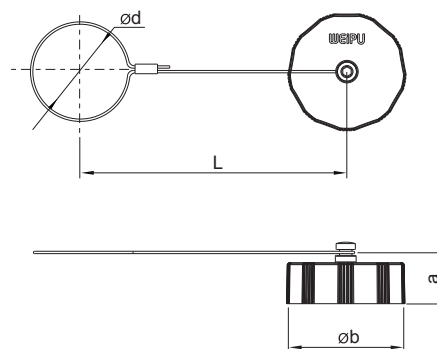


尺寸 Dimension(mm)	WY16	WY20	WY24	WY28	WY32	WY40	WY48	WY55
a	13.5	14.5	14.5	14.5	17	17	17	17
b	20	29.5	34	38.5	44	54	62	68.5
d	16	20	24	28	32	40	48	55
L	55	60	65	70	90	100	110	120

● WS、WF 直式对接插座护盖 Plastic receptacle cover for WS and WF series



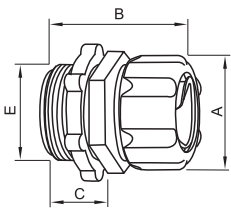
尺寸 Dimension(mm)	WS/WF16	WS/WF20	WS/WF24	WS/WF28
a	15.1	15.8	16.3	16.3
b	22.1	26.7	30.9	35.3
d	22	26.7	30.9	34
L	55	60	63	70



尺寸 Dimension(mm)	WS/WF32	WS/WF40	WS/WF48	WS/WF55
a	20	20	20	20
b	39	48	55.5	62.5
d	32	40	48	55
L	90	100	110	120

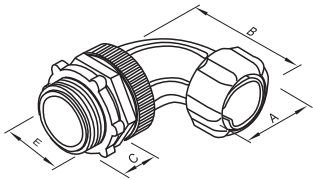


● 直式金属软管接头 Metal hose adapter



尺寸 Dimension(mm)	Part No. 型号	WAB-16	WAB-20	WAB-24	WAB-30	WAB-36
A		19.6	24.8	29.1	35.7	41.8
B		26.7	33.3	37	37.9	41.5
C		9	14	15	16	17
E		16	20	24	30	36
管规 hose size		1/4"	3/8"	1/2"	3/4"	1"
螺纹 Thread		M16X1.5	M20X1.5	M24X1.5	M30X2	M36X2

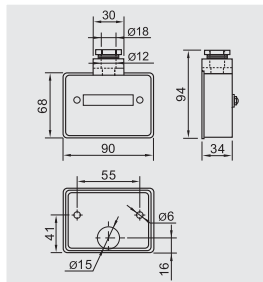
● 弯式金属软管接头 Angled metal hose adapter



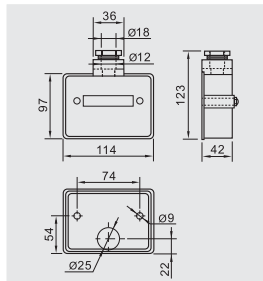
尺寸 Dimension(mm)	Part No. 型号	WAL-20	WAL-24	WAL-30	WAL-36
A		24.8	29.1	35.7	41.8
B		48.5	53	59	70
C		14	15	16	17
E		20	24	30	36
管规 hose size		3/8"	1/2"	3/4"	1"
螺纹 Thread		M20X1.5	M24X1.5	M30X2	M36X2



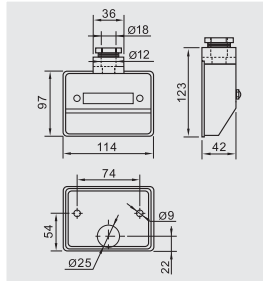
● 接线盒 Junction-box



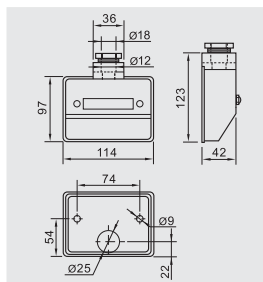
额定电流 Rated A	订货号TYP Part No. TYP	位数 Terminal P	重量(克/件) Weight(g pcs)
15A	6005	3P+⊕	120
接线盒		Junction-box	
底部一个(开口)		Bottom hole	
顶部一个(带电缆索紧装置)		Upper hole (with cable tightening fittings)	
电流入口		Electric Inlet	
最小导线截面mm ²	1.5	Min conducting wire section mm ²	1.5
最大导线截面mm ²	4	Max conducting wire section mm ²	4



额定电流 Rated A	订货号TYP Part No. TYP	位数 Terminal P	重量(克/件) Weight(g pcs)
30A	6003	3P+N+⊕	230
接线盒		Junction-box	
底部一个(开口)		Bottom hole	
顶部一个(带电缆索紧装置)		Upper hole (with cable tightening fittings)	
电流入口		Electric Inlet	
最小导线截面mm ²	2.5	Min conducting wire section mm ²	2.5
最大导线截面mm ²	10	Max conducting wire section mm ²	10



额定电流 Rated A	订货号TYP Part No. TYP	位数 Terminal P	重量(克/件) Weight(g pcs)
30A	6004	3P+N+⊕	200
接线盒		Junction-box	
底部一个(开口)		Bottom hole	
顶部一个(带电缆索紧装置)		Upper hole (with cable tightening fittings)	
电流入口		Electric Inlet	
最小导线截面mm ²	2.5	Min conducting wire section mm ²	2.5
最大导线截面mm ²	10	Max conducting wire section mm ²	10



额定电流 Rated A	订货号TYP Part No. TYP	位数 Terminal P	重量(克/件) Weight(g pcs)
63A	6006	3P+N+⊕	248
接线盒		Junction-box	
底部一个(开口)		Bottom hole	
顶部一个(带电缆索紧装置)		Upper hole (with cable tightening fittings)	
电流入口		Electric Inlet	
最小导线截面mm ²	10	Min conducting wire section mm ²	10
最大导线截面mm ²	25	Max conducting wire section mm ²	25

焊接芯件参数表 Solder contact spec

WS16, WF16, WY16	2	3	4	2B	3B	4B	5	7	9	10
公端绝缘体正面图 Male contact face view										
额定电流 (A) Rated current (A)	10	10	5	15	15	15	5	5	5	5
接触件直径(mm) Contact diameter(mm)	Ø1.5X2	Ø1.5X3	Ø1X4	Ø2X2	Ø2X3	Ø2X4	Ø1X5	Ø1X7	Ø1X9	Ø1X10
工作电压 (AC.V) Rated voltage (AC.V)	500	500	500	500	500	500	500	400	400	400
耐压 (AC.V) 1 min Test voltage(AC.V) 1 min	1500	1500	1500	1500	1500	1500	1500	1200	1200	1200
接触电阻 (mΩ) Contact resistance(mΩ)	2.5	2.5	5	2.5	2.5	2.5	5	5	5	5
绝缘电阻 (MΩ) Insulation resistance(MΩ)	2000	2000	2000	2000	2000	2000	2000	2000	2000	2000
线规 (mm²/AWG) Wire size (mm²/AWG)	≤2/14	≤2/14	≤0.75/18	≤2/14	≤2/14	≤2/14	≤0.75/18	≤0.75/18	≤0.75/18	≤0.75/18

WS20, WF20, WY20	2	3	4	5	6	6B	7	8	9	12	15
公端绝缘体正面图 Male contact face view											
额定电流 (A) Rated current (A)	25	25	25	10	5 25	5 30	10	10	5	5	5
接触件直径(mm) Contact diameter(mm)	Ø2.5 2	Ø2.5 3	Ø2.5 4	Ø1.5 5	Ø1X2 Ø2.5X4	Ø1X4 Ø3X2	Ø1.5 7	Ø1.5 8	Ø1 9	Ø1 12	Ø1 15
工作电压 (AC.V) Rated voltage (AC.V)	500	500	500	500	500	500	500	500	400	400	400
耐压 (AC.V) 1 min Test voltage(AC.V) 1 min	1500	1500	1500	1500	1500	1500	1500	1500	1200	1200	1200
接触电阻 (mΩ) Contact resistance(mΩ)	1	1	1	2.5	5 1	5 1	2.5	2.5	5	5	5
绝缘电阻 (MΩ) Insulation resistance(MΩ)	2000	2000	2000	2000	2000	2000	2000	2000	2000	2000	2000
线规 (mm²/AWG) Wire size (mm²/AWG)	≤4/11	≤4/11	≤4/11	≤2/14	≤0.75/18 ≤4/11	≤0.75/18 ≤4/11	≤2/14	≤2/14	≤0.75/18	≤0.75/18	≤0.75/18

WS24, WF24, WY24	2	3	4	9	10	12	12B	19
公端绝缘体正面图 Male contact face view								
额定电流 (A) Rated current (A)	25	25	25	5 25	10	10	5 30	5
接触件直径(mm) Contact diameter(mm)	Ø2.5X2	Ø2.5X3	Ø2.5X4	Ø1X5 Ø2.5X4	Ø1.5X10	Ø1.5X12	Ø1X9 Ø3X3	Ø1X19
工作电压 (AC.V) Rated voltage (AC.V)	500	500	500	500	500	500	500	400
耐压 (AC.V) 1 min Test voltage(AC.V) 1 min	1500	1500	1500	1500	1500	1500	1500	1200
接触电阻 (mΩ) Contact resistance(mΩ)	1	1	1	5 1	2.5	2.5	5 1	5
绝缘电阻 (MΩ) Insulation resistance(MΩ)	2000	2000	2000	2000	2000	2000	2000	2000
线规 (mm²/AWG) Wire size (mm²/AWG)	≤4/11	≤4/11	≤4/11	≤0.75/18 ≤4/11	≤2/14	≤2/14	≤0.75/18 ≤4/11	≤0.75/18

WS28, WF28, WY28	2	3	4	7	8	8B	9	10	10B	12	16	17	20	24	26	35	
公端绝缘体正面图 Male contact face view																	
额定电流 (A) Rated current (A)	50	50	25	25	25	60.5	25.5	25	10	10	10	10	5	5	5	5	
接触件直径(mm) Contact diameter(mm)	Ø3.5X2	Ø3.5X3	Ø2.5X4	Ø2.5X7	Ø2.5X8	Ø5X2 Ø1X6	Ø2.5X4 Ø1X5	Ø2.5X10	Ø1.5X10	Ø1.5X12	Ø1.5X16	Ø1.5X17	Ø1X20	Ø1X24	Ø1X26	Ø1X35	
工作电压 (AC.V) Rated voltage (AC.V)	500	500	500	500	500	500 400	500	500	500	500	500	500	400	400	400	400	
耐压 (AC.V) 1 min Test voltage(AC.V) 1 min	1500	1500	1500	1500	1500	1500	1500	1500	1500	1500	1500	1500	1200	1200	1200	1200	
接触电阻 (mΩ) Contact resistance(mΩ)	0.5	0.5	1	1	1	0.5. 5	1. 5	1	2.5	2.5	2.5	2.5	5	5	5	5	
绝缘电阻 (MΩ) Insulation resistance(MΩ)	2000	2000	2000	2000	2000	2000	2000	2000	2000	2000	2000	2000	2000	2000	2000	2000	
线规 (mm²/AWG) Wire size (mm²/AWG)	≤10/7	≤10/7	≤4/11	≤4/11	≤4/11	≤16/5 ≤0.75/18	≤4/11 ≤0.75/18	≤4/11	≤2/14	≤2/14	≤2/14	≤2/14	≤2/14	≤0.75/18	≤0.75/18	≤0.75/18	≤0.75/18

焊接芯件参数表 Solder contact spec

WS32, WF32, WY32	4	6	8	8B	10	10B	11	12	13	19
公端绝缘体正面图 Male contact face view										
额定电流 (A) Rated current (A)	50	10 50	10 50	10 50	10 25	25	25	25	10 25	10
接触件直径(mm) Contact diameter(mm)	∅3.5X4	∅1.5X2 ∅3.5X4	∅1.5X5 ∅3.5X3	∅1.5X4 ∅3.5X4	∅1.5X5 ∅2.5X5	∅2.5X10	∅2.5X11	∅2.5X12	∅1.5X9 ∅2.5X4	∅1.5X19
工作电压 (AC.V) Rated voltage (AC.V)	500V	500V	500V	500V	500V	500V	500V	500V	500V	500V
耐压 (AC.V) 1 min Test voltage(AC.V) 1 min	1500V	1500V	1500V	1500V	1500V	1500V	1500V	1500V	1500V	1500V
接触电阻 (mΩ) Contact resistance(mΩ)	0.5	2.5 0.5	2.5 0.5	2.5 0.5	2.5 1	1	1	1	2.5 1	2.5
绝缘电阻 (MΩ) Insulation resistance (MΩ)	2000	2000	2000	2000	2000	2000	2000	2000	2000	2000
线规 (mm ² /AWG) Wire size (mm ² /AWG)	≤10/7	≤2/14 ≤10/7	≤2/14 ≤10/7	≤2/14 ≤10/7	≤2/14 ≤4/11	≤4/11	≤4/11	≤4/11	≤2/14 ≤4/11	≤2/14
WS40, WF40, WY40	5	9	15	26	31	52				
公端绝缘体正面图 Male contact face view										
额定电流 (A) Rated current (A)	50	25 50	10	10 25	10	5				
接触件直径(mm) Contact diameter(mm)	∅3.5X5	∅2.5X5 ∅3.5X4	∅1.5X15	∅1.5X22 ∅2.5X4	∅1.5X31	∅1X52				
工作电压 (AC.V) Rated voltage (AC.V)	500	500	500	500	500	400				
耐压 (AC.V) 1 min Test voltage(AC.V) 1 min	1500	1500	1500	1500	1500	1200				
接触电阻 (mΩ) Contact resistance(mΩ)	0.5	1 0.5	2.5	2.5、1	2.5	5				
绝缘电阻 (MΩ) Insulation resistance (MΩ)	2000	2000	2000	2000	2000	2000				
线规 (mm ² /AWG) Wire size (mm ² /AWG)	≤10/7	≤4/11 ≤10/7	≤2/14	≤2/14 ≤4/11	≤2/14	≤0.75/18				
WS48, WF48, WY48	5	7	20	27	38	42				
公端绝缘体正面图 Male contact face view										
额定电流 (A) Rated current (A)	100	50	25	10 25	10 25	10				
接触件直径(mm) Contact diameter(mm)	∅5.5X5	∅3.5X7	∅2.5X20	∅1.5X26 ∅2.5X1	∅1.5X33 ∅2.5X5	∅1.5X42				
工作电压 (AC.V) Rated voltage (AC.V)	500	500	500	500	500	500				
耐压 (AC.V) 1 min Test voltage(AC.V) 1 min	1500	1500	1500	1500	1500	1500				
接触电阻 (mΩ) Contact resistance(mΩ)	0.3	0.5	1	2.5、1	2.5、1	2.5				
绝缘电阻 (MΩ) Insulation resistance (MΩ)	2000	2000	2000	2000	2000	2000				
线规 (mm ² /AWG) Wire size (mm ² /AWG)	≤25/3	≤10/7	≤4/11	≤2/14 ≤4/11	≤2/14 ≤4/11	≤2/14				
WS55, WF55, WY55	4	7	40	53	61					
公端绝缘体正面图 Male contact face view										
额定电流 (A) Rated current (A)	50 150	50 100	10 25	10 25	10					
接触件直径(mm) Contact diameter(mm)	∅3.5X1 ∅10X3	∅3.5X1 ∅5.5X6	∅1.5X25 ∅2.5X15	∅1.5X48 ∅2.5X5	∅1.5X61					
工作电压 (AC.V) Rated voltage (AC.V)	500	500	500	500	500					
耐压 (AC.V) 1 min Test voltage(AC.V) 1 min	1500	1500	1500	1500	1500					
接触电阻 (mΩ) Contact resistance(mΩ)	0.5 0.2	0.5 0.3	2.5 1	2.5 1	2.5					
绝缘电阻 (MΩ) Insulation resistance (MΩ)	2000	2000	2000	2000	2000					
线规 (mm ² /AWG) Wire size (mm ² /AWG)	≤10/7 ≤70/(2/0)	≤10/7 ≤25/3	≤2/14 ≤4/11	≤2/14 ≤4/11	≤2/14					

压接芯件参数表 Crimp contact spec

SF16, SA16, SP17, SY17 WS16, WF16, WY16	1 仅用于直式产品	2	3	4
公端绝缘体正面图 Male contact face view				
额定电流 (A) Rated current (A)	50	10	10	5
接触件直径(mm) Contact diameter(mm)	Ø3.5X1	Ø1.5X2	Ø1.5X3	Ø1X4
工作电压 (AC.V) Rated voltage (AC.V)	500	500	500	400
耐压 (AC.V) 1 min Test voltage(AC.V) 1 min	1500	1500	1500	1200
接触电阻 (mΩ) Contact resistance(mΩ)	0.5	2.5	2.5	5
绝缘电阻 (MΩ) Insulation resistance (MΩ)	2000	2000	2000	2000

SF20, SA20, SP21, SY21 WS20,WF20, WY20, WP20	1 仅用于直式产品	2	3	4	5	7	7B	8
公端绝缘体正面图 Male contact face view								
额定电流 (A) Rated current (A)	100	25	25	25	10	10	5	5
接触件直径(mm) Contact diameter(mm)	Ø5.5X1	Ø2.5X2	Ø2.5X3	Ø2.5X4	Ø1.5X5	Ø1.5X7	Ø1X7	Ø1X8
工作电压 (AC.V) Rated voltage (AC.V)	500	500	500	500	500	500	400	400
耐压 (AC.V) 1 min Test voltage(AC.V) 1 min	1500	1500	1500	1500	1500	1500	1200	1200
接触电阻 (mΩ) Contact resistance(mΩ)	0.3	1	1	1	2.5	2.5	5	5
绝缘电阻 (MΩ) Insulation resistance (MΩ)	2000	2000	2000	2000	2000	2000	2000	2000

WS24, WF24, WY24 SF24, SA24, SY25, SP25	4	5	9	12
公端绝缘体正面图 Male contact face view				
额定电流 (A) Rated current (A)	25	25	10	5
接触件直径(mm) Contact diameter(mm)	Ø2.5X4	Ø2.5X5	Ø1.5X9	Ø1X12
工作电压 (AC.V) Rated voltage (AC.V)	500	500	500	400
耐压 (AC.V) 1 min Test voltage(AC.V) 1 min	1500	1500	1500	1200
接触电阻 (mΩ) Contact resistance(mΩ)	1	1	2.5	5
绝缘电阻 (MΩ) Insulation resistance (MΩ)	2000	2000	2000	2000

SA28, SP29, SY29 WS28, WF28, WY28	2	3	7	12	15	19
公端绝缘体正面图 Male contact face view						
额定电流 (A) Rated current (A)	50	50	25	10	5	5
接触件直径(mm) Contact diameter(mm)	Ø3.5X2	Ø3.5X3	Ø2.5X7	Ø1.5X12	Ø1X15	Ø1X19
工作电压 (AC.V) Rated voltage (AC.V)	500	500	500	500	400	400
耐压 (AC.V) 1 min Test voltage(AC.V) 1 min	1500	1500	1500	1500	1200	1200
接触电阻 (mΩ) Contact resistance(mΩ)	0.5	0.5	1	2.5	5	5
绝缘电阻 (MΩ) Insulation resistance (MΩ)	2000	2000	2000	2000	2000	2000

压接芯件参数表 Crimp contact spec

WS32, WF32, WY32	4	6	10	15	19
公端绝缘体正面图 Male contact face view					
额定电流 (A) Rated current (A)	50	50 10	25	10	10
接触件直径(mm) Contact diameter(mm)	Ø3.5X4	Ø3.5X4 Ø1.5X2	Ø2.5X10	Ø1.5X15	Ø1.5X19
工作电压 (AC.V) Rated voltage (AC.V)	500	500	500	500	500
耐压 (AC.V) 1 min Test voltage(AC.V) 1 min	1500	1500	1500	1500	1500
接触电阻 (mΩ) Contact resistance(mΩ)	0.5	0.5 2.5	1	2.5	2.5
绝缘电阻 (MΩ) Insulation resistance (MΩ)	2000	2000	2000	2000	2000

WS40, WF40, WY40	5	19	31
公端绝缘体正面图 Male contact face view			
额定电流 (A) Rated current (A)	50	25	10
接触件直径(mm) Contact diameter(mm)	Ø3.5X5	Ø2.5X19	Ø1.5X31
工作电压 (AC.V) Rated voltage (AC.V)	500	500	500
耐压 (AC.V) 1 min Test voltage(AC.V) 1 min	1500	1500	1500
接触电阻 (mΩ) Contact resistance(mΩ)	0.5	1	2.5
绝缘电阻 (MΩ) Insulation resistance (MΩ)	2000	2000	2000

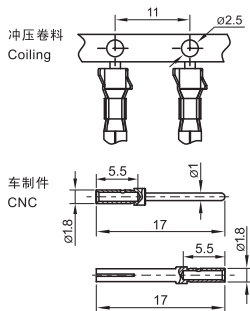
WS48, WF48, WY48	31	42
公端绝缘体正面图 Male contact face view		
额定电流 (A) Rated current (A)	25	10
接触件直径(mm) Contact diameter(mm)	Ø2.5X31	Ø1.5X42
工作电压 (AC.V) Rated voltage (AC.V)	500	500
耐压 (AC.V) 1 min Test voltage(AC.V) 1 min	1500	1500
接触电阻 (mΩ) Contact resistance(mΩ)	1	2.5
绝缘电阻 (MΩ) Insulation resistance (MΩ)	2000	2000

WS55, WF55, WY55	38	61
公端绝缘体正面图 Male contact face view		
额定电流 (A) Rated current (A)	25	10
接触件直径(mm) Contact diameter(mm)	Ø 2.5X38	Ø1.5X61
工作电压 (AC.V) Rated voltage (AC.V)	500	500
耐压 (AC.V) 1 min Test voltage(AC.V) 1 min	1500	1500
接触电阻 (mΩ) Contact resistance(mΩ)	1	2.5
绝缘电阻 (MΩ) Insulation resistance (MΩ)	2000	2000

压接插针参数 Crimp contact

5A压接插针 5A Crimp contact

- ※接触直径: $\phi 1$
Contact diameter: $\phi 1$
- ※材料: 铜镀金
Material: Brass with gold plating
- ※接触电阻: $5m\Omega$
Contact resistance: $5m\Omega$



5A压接公插针 5A Male crimp contact

用于SF、SA、SP、SY、WP系列, WS/WF/WY16-28型产品
For SF, SA, SP, SY, WP, WS/WF/WY16-28

线规 Wire size	剥线长度 Stripping length	压接公插针 Male crimp contact p/n	压接工具 Crimping tool p/n	退针工具 Removal tool p/n
0.20-0.52mm ² AWG 24-20	5.5mm	压接母 Female crimp contact YJ1-17-0.52AU-C 退针母 Removal tool YJ1-17-0.52AU	CT-P20/28	RT-1.0

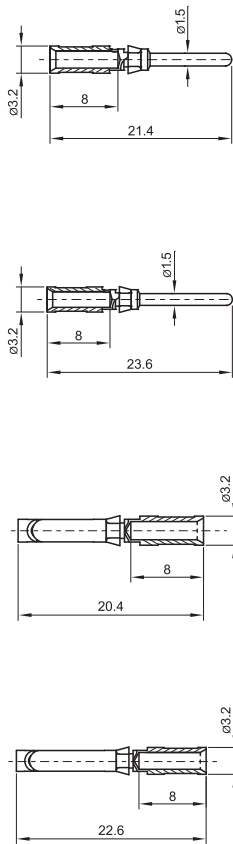
5A压接母插针 5A Female crimp contact

用于SF、SA、SP、SY、WP系列, WS/WF/WY16-28型产品
For SF, SA, SP, SY, WP, WS/WF/WY16-28

线规 Wire size	剥线长度 Stripping length	压接母插针 Female crimp contact p/n	压接工具 Crimping tool p/n	退针工具 Removal tool p/n
0.20-0.52mm ² AWG 24-20	5.5mm	压接母 Female crimp contact YK1-17-0.52AU-C 退针母 Removal tool YK1-17-0.52AU	CTW-0.14/4	RT-1.0

10A压接插针 10A Crimp contact

- ※接触直径: $\phi 1.5$
Contact diameter: $\phi 1.5$
- ※材料: 铜镀金
Material: Brass with gold plating
- ※接触电阻: $2.5m\Omega$
Contact resistance: $2.5m\Omega$



10A压接公插针 10A Male crimp contact

用于SF、SA、SP、SY、WP系列, WS/WF/WY16-28型产品
For SF, SA, SP, SY, WP, WS/WF/WY16-28

线规 Wire size	剥线长度 Stripping length	压接公插针 Male crimp contact p/n	压接工具 Crimping tool p/n	退针工具 Removal tool p/n
0.14-0.37mm ² AWG 26-22	8mm	YJ1.5-21.4-0.37AU	CTW-0.14/4	RT-1.5
0.5mm ² AWG 20	8mm	YJ1.5-21.4-0.5AU	CTW-0.14/4	RT-1.5
0.75-1.0mm ² AWG 18	8mm	YJ1.5-21.4-1.0AU	CTW-0.14/4	RT-1.5
1.5mm ² AWG 16	8mm	YJ1.5-21.4-1.5AU	CTW-0.14/4	RT-1.5
2.5mm ² AWG 14	8mm	YJ1.5-21.4-2.5AU	CTW-0.14/4	RT-1.5

10A压接公插针 10A Male crimp contact

用于WS/WF/WY32-55型产品
For WS/WF/WY32-55

线规 Wire size	剥线长度 Stripping length	压接公插针 Male crimp contact p/n	压接工具 Crimping tool p/n	退针工具 Removal tool p/n
0.14-0.37mm ² AWG 26-22	8mm	YJ1.5-23.6-0.37AU	CTW-0.14/4	RT-1.5
0.5mm ² AWG 20	8mm	YJ1.5-23.6-0.5AU	CTW-0.14/4	RT-1.5
0.75-1.0mm ² AWG 18	8mm	YJ1.5-23.6-1.0AU	CTW-0.14/4	RT-1.5
1.5mm ² AWG 16	8mm	YJ1.5-23.6-1.5AU	CTW-0.14/4	RT-1.5
2.5mm ² AWG 14	8mm	YJ1.5-23.6-2.5AU	CTW-0.14/4	RT-1.5

10A压接母插针 10A Female crimp contact

用于SF、SA、SP、SY、WP系列, WS/WF/WY16-28型产品
For SF, SA, SP, SY, WP, WS/WF/WY16-28

线规 Wire size	剥线长度 Stripping length	压接母插针 Female crimp contact p/n	压接工具 Crimping tool p/n	退针工具 Removal tool p/n
0.14-0.37mm ² AWG 26-22	8mm	YK1.5-20.4-0.37AU	CTW-0.14/4	RT-1.5
0.5mm ² AWG 20	8mm	YK1.5-20.4-0.5AU	CTW-0.14/4	RT-1.5
0.75-1.0mm ² AWG 18	8mm	YK1.5-20.4-1.0AU	CTW-0.14/4	RT-1.5
1.5mm ² AWG 16	8mm	YK1.5-20.4-1.5AU	CTW-0.14/4	RT-1.5
2.5mm ² AWG 14	8mm	YK1.5-20.4-2.5AU	CTW-0.14/4	RT-1.5

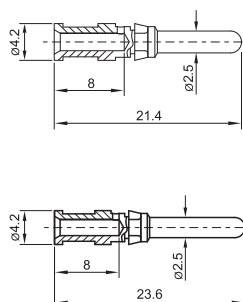
10A压接母插针 10A Female crimp contact

用于WS/WF/WY32-55型产品
For WS/WF/WY32-55

线规 Wire size	剥线长度 Stripping length	压接母插针 Female crimp contact p/n	压接工具 Crimping tool p/n	退针工具 Removal tool p/n
0.14-0.37mm ² AWG 26-22	8mm	YK1.5-22.6-0.37AU	CTW-0.14/4	RT-1.5
0.5mm ² AWG 20	8mm	YK1.5-22.6-0.5AU	CTW-0.14/4	RT-1.5
0.75-1.0mm ² AWG 18	8mm	YK1.5-22.6-1.0AU	CTW-0.14/4	RT-1.5
1.5mm ² AWG 16	8mm	YK1.5-22.6-1.5AU	CTW-0.14/4	RT-1.5
2.5mm ² AWG 14	8mm	YK1.5-22.6-2.5AU	CTW-0.14/4	RT-1.5

25A压接插针 25A Crimp contact

- ※接触直径: $\phi 2.5$
Contact diameter: $\phi 2.5$
- ※材料: 铜镀金
Material: Brass with gold plating
- ※接触电阻: $1m\Omega$
Contact resistance: $1m\Omega$



25A压接公插针 25A Male crimp contact

用于SF、SA、SP、SY、WP系列, WS/WF/WY16-28型产品
For SF, SA, SP, SY, WP, WS/WF/WY16-28

线规 Wire size	剥线长度 Stripping length	压接公插针 Male crimp contact p/n	压接工具 Crimping tool p/n	退针工具 Removal tool p/n
0.75-1.0mm ² AWG 18	8mm	YJ2.5-21.4-1.0AU	CTW-0.14/4	RT-2.5
1.5mm ² AWG 16	8mm	YJ2.5-21.4-1.5AU	CTW-0.14/4	RT-2.5
2.5mm ² AWG 14	8mm	YJ2.5-21.4-2.5AU	CTW-0.14/4	RT-2.5
4.0mm ² AWG 12	8mm	YJ2.5-21.4-4.0AU	CTW-0.14/4	RT-2.5

25A压接公插针 25A Male crimp contact

用于WS/WF/WY32-55型产品
For WS/WF/WY32-55

线规 Wire size	剥线长度 Stripping length	压接公插针 Male crimp contact p/n	压接工具 Crimping tool p/n	退针工具 Removal tool p/n
0.75-1.0mm ² AWG 18	8mm	YJ2.5-23.6-1.0AU	CTW-0.14/4	RT-2.5
1.5mm ² AWG 16	8mm	YJ2.5-23.6-1.5AU	CTW-0.14/4	RT-2.5
2.5mm ² AWG 14	8mm	YJ2.5-23.6-2.5AU	CTW-0.14/4	RT-2.5
4.0mm ² AWG 12	8mm	YJ2.5-23.6-4.0AU	CTW-0.14/4	RT-2.5

压接插针系列 Crimp contact

25A压接插套 25A Crimp contact

※接触直径: $\varnothing 2.5$

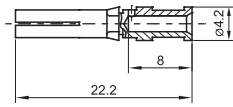
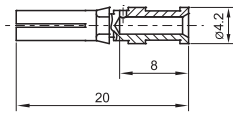
Contact diameter: $\varnothing 2.5$

※材料: 铜镀金

Material: Brass with gold plating

※接触电阻: $1m\Omega$

Contact resistance: $1m\Omega$



25A压接母插针 25A Female crimp contact

用于SF、SA、SP、SY、WP系列、WS/WF/WY16-28型产品
For SF, SA, SP, SY, WP, WS/WF/WY16-28

线规 Wire size	剥线长度 Stripping length	压接母插针 Female crimp contact p/n	压接工具 Crimping tool p/n	退针工具 Removal tool p/n
0.75-1.0mm ² AWG 18	8mm	YK2.5-20-1.0AU	CTW-0.14/4	RT-2.5
1.5mm ² AWG 16	8mm	YK2.5-20-1.5AU	CTW-0.14/4	RT-2.5
2.5mm ² AWG 14	8mm	YK2.5-20-2.5AU	CTW-0.14/4	RT-2.5
4.0mm ² AWG 12	8mm	YK2.5-20-4.0AU	CTW-0.14/4	RT-2.5

25A压接母插针 25A Female crimp contact

用于WS/WF/WY32-55型产品
For WS/WF/WY32-55

线规 Wire size	剥线长度 Stripping length	压接母插针 Female crimp contact p/n	压接工具 Crimping tool p/n	退针工具 Removal tool p/n
0.75-1.0mm ² AWG 18	8mm	YK2.5-22.2-1.0AU	CTW-0.14/4	RT-2.5
1.5mm ² AWG 16	8mm	YK2.5-22.2-1.5AU	CTW-0.14/4	RT-2.5
2.5mm ² AWG 14	8mm	YK2.5-22.2-2.5AU	CTW-0.14/4	RT-2.5
4.0mm ² AWG 12	8mm	YK2.5-22.2-4.0AU	CTW-0.14/4	RT-2.5

50A压接插针 50A Crimp contact

※接触直径: $\varnothing 3.5$

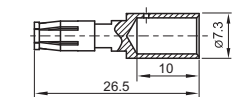
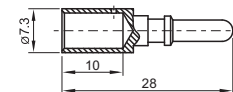
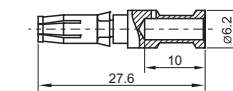
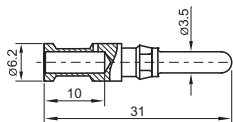
Contact diameter: $\varnothing 3.5$

※材料: 铜镀金

Material: copper

※接触电阻: $0.5m\Omega$

Contact resistance: $0.5m\Omega$



50A压接公插针 50A Male crimp contact

用于WS/WF/WY32-55型产品
For WS/WF/WY32-55

线规 Wire size	剥线长度 Stripping length	压接公插针 Male crimp contact p/n	压接工具 Crimping tool p/n	退针工具 Removal tool p/n
1.5mm ² AWG 16	10mm	YJ3.5-31-1.5AU	CT-0.14/4	RT-3.5
2.5mm ² AWG 14	10mm	YJ3.5-31-2.5AU	CT-0.14/4	RT-3.5
4.0mm ² AWG 12	10mm	YJ3.5-31-4.0AU	CT-0.14/4	RT-3.5
6.0mm ² AWG 10	10mm	YJ3.5-31-6.0AU	CT-4/10	RT-3.5
10.0mm ² AWG 7	10mm	YJ3.5-31-10.0AU	CT-4/10	RT-3.5

50A压接母插针 50A Female crimp contact

用于WS/WF/WY32-55型产品
For WS/WF/WY32-55

线规 Wire size	剥线长度 Stripping length	压接母插针 Female crimp contact p/n	压接工具 Crimping tool p/n	退针工具 Removal tool p/n
1.5mm ² AWG 16	10mm	YK3.5-27.6-1.5AU	CT-0.14/4	RT-3.5
2.5mm ² AWG 14	10mm	YK3.5-27.6-2.5AU	CT-0.14/4	RT-3.5
4.0mm ² AWG 12	10mm	YK3.5-27.6-4.0AU	CT-0.14/4	RT-3.5
6.0mm ² AWG 10	10mm	YK3.5-27.6-6.0AU	CT-4/10	RT-3.5
10.0mm ² AWG 7	10mm	YK3.5-27.6-10.0AU	CT-4/10	RT-3.5

50A压接公插针 50A Male crimp contact

用于SP29、SY29、SA28、WS/WF/WY28型2、3芯产品
For 2 & 3 pins of SP29, SY29, SA28, WS/WF/WY28

线规 Wire size	剥线长度 Stripping length	压接公插针 Male crimp contact p/n	压接工具 Crimping tool p/n	退针工具 Removal tool p/n
10mm ² AWG 7	10mm	YJ3.5-28-10.0AU	CT-4/10	RT-3.5
16mm ² AWG 5	10mm	YJ3.5-28.5-16.0AU	YQK-70	RT-3.5

50A压接母插针 50A Female crimp contact

用于SP29、SY29、SA28、WS/WF/WY28型2、3芯产品
For 2 & 3 pins of SP29, SY29, SA28, WS/WF/WY28

线规 Wire size	剥线长度 Stripping length	压接母插针 Female crimp contact p/n	压接工具 Crimping tool p/n	退针工具 Removal tool p/n
10mm ² AWG 7	10mm	YK3.5-26.5-10.0AU	CT-4/10	RT-3.5
16mm ² AWG 5	10mm	YK3.5-26.5-16.0AU	YQK-70	RT-3.5

压接插针参数 Crimp contact

50A压接插针 50A Crimp contact

※接触直径: $\varnothing 3.5$

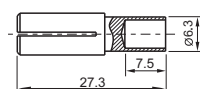
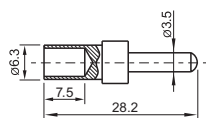
Contact diameter: $\varnothing 3.5$

※材料: 铜镀银

Material: brass with silver plating

※接触电阻: $0.5m\Omega$

Contact resistance: $0.5m\Omega$



50A压接公插针 50A Male crimp contact

仅用于WS/WF/WY16/SY17/SP17/SA16/SF16型直式产品
For WS/WF/WY16/SY17/SP17/SA16/SF16

线规 Wire size	剥线长度 Stripping length	压接工具 Crimping tool p/n
10.0mm ² AWG 7	10mm	YQK-70

50A压接母插针 50A Female crimp contact

仅用于WS/WF/WY16/SY17/SP17/SA16/SF16型直式产品
For WS/WF/WY16/SY17/SP17/SA16/SF16

线规 Wire size	剥线长度 Stripping length	压接工具 Crimping tool p/n
10.0mm ² AWG 7	10mm	YQK-70

100A压接插针 100A Crimp contact

※接触直径: $\varnothing 5.5$

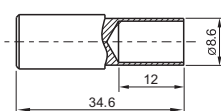
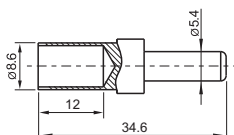
Contact diameter: $\varnothing 5.5$

※材料: 铜镀银

Material: brass with silver plating

※接触电阻: $0.3m\Omega$

Contact resistance: $0.3m\Omega$



100A压接公插针 100A Male crimp contact

仅用于WS/WF/WY20/SP21/SY21/SA20/SF20/WP20型直式产品
For WS/WF/WY20/SP21/SY21/SA20/SF20/WP20

线规 Wire size	剥线长度 Stripping length	压接工具 Crimping tool p/n
25mm ² AWG 3	10mm	YQK-70

100A压接母插针 100A Female crimp contact

仅用于WS/WF/WY20/SP21/SY21/SA20/SF20/WP20型直式产品
For WS/WF/WY20/SP21/SY21/SA20/SF20/WP20

线规 Wire size	剥线长度 Stripping length	压接工具 Crimping tool p/n
25mm ² AWG 3	10mm	YQK-70

压接钳 Crimp tool

用于插针的压接

For crimping the male / female contacts



型号 Part number	压线范围 Crimping wire range
YQK-70	4-70mm ² AWG 11-2/0

压接及退针工具 Crimp tool and Removal tool

压接工具 Crimp tool

用于插针的压接

For crimping the male / female contacts



型号 Part number	压线范围 Crimping wire range
CT-P20/28	0.08-0.52mm ² AWG 28-20
CTW-0.14/4	0.14-4mm ² AWG 26-12

型号 Part number	压线范围 Crimping wire range
CT-4/10	4-10mm ² AWG 11-7
CT-0.14/4	0.14-4mm ² AWG 26-12

退针工具 Removal tool

用于公母插针退出

For taking out male / female contacts







RT-1.0

RT-1.5




RT-2.5





RT-3.5




型号 Part number	退针范围 Removal range
RT-1.0	5A压接插针 5A Male / Female crimp contact
RT-1.5	10A压接插针 10A Male / Female crimp contact
RT-2.5	25A压接插针 25A Male / Female crimp contact
RT-3.5	50A压接插针 50A Male / Female crimp contact









螺丝压接芯件参数表 Screw contact spec





SF20, SA20, WS20, WF20, WY20	2	3	4
公端绝缘体正面图 Male contact face view			
额定电流 (A) Rated current (A)	10	10	10
接触件直径(mm) Contact diameter(mm)	ø2.5X2	ø2.5X3	ø2.5X4
工作电压 (AC.V) Rated voltage (AC.V)	500	500	500
耐压 (AC.V) 1 min Test voltage(AC.V) 1 min	1500	1500	1500
接触电阻 (mΩ) Contact resistance (mΩ)	1	1	1
线规 (mm²/AWG) Wire size (mm²/AWG)	Min: 0.5/20 Max: 1.5/15	Min: 0.5/20 Max: 1.5/15	Min: 0.5/20 Max: 1.5/15



SP21, SY21, WP20	2	3	4	5
公端绝缘体正面图 Male contact face view				
额定电流 (A) Rated current (A)	10	10	10	10
接触件直径(mm) Contact diameter(mm)	ø3X2	ø3X3	ø3X4	ø3X5
工作电压 (AC.V) Rated voltage (AC.V)	500	500	500	500
耐压 (AC.V) 1 min Test voltage(AC.V) 1 min	1500	1500	1500	1500
接触电阻 (mΩ) Contact resistance (mΩ)	1	1	1	1
线规 (mm²/AWG) Wire size (mm²/AWG)	Min: 0.5/20 Max: 1.5/15	Min: 0.5/20 Max: 1.5/15	Min: 0.5/20 Max: 1.5/15	Min: 0.5/20 Max: 1.5/15



WS24, WF24, WY24 SA24, SF24, SP25, SY25	2	3	4
公端绝缘体正面图 Male contact face view			
额定电流 (A) Rated current (A)	10	10	10
接触件直径(mm) Contact diameter(mm)	ø2.5X2	ø2.5X3	ø2.5X4
工作电压 (AC.V) Rated voltage (AC.V)	500	500	500
耐压 (AC.V) 1 min Test voltage(AC.V) 1 min	1500	1500	1500
接触电阻 (mΩ) Contact resistance (mΩ)	1	1	1
线规 (mm²/AWG) Wire size (mm²/AWG)	Min: 0.5/20 Max: 1.5/15	Min: 0.5/20 Max: 1.5/15	Min: 0.5/20 Max: 1.5/15

SA28, SP29, SY29 WS28, WF28, WY28	2	3	4	7	8	10
公端绝缘体正面图 Male contact face view						
额定电流 (A) Rated current (A)	32	32	10	10	10	10
接触件直径(mm) Contact diameter(mm)	ø3.5X2	ø3.5X3	ø2.5X4	ø2.5X7	ø2.5X8	ø2.5X10
工作电压 (AC.V) Rated voltage (AC.V)	500	500	500	500	500	500
耐压 (AC.V) 1 min Test voltage(AC.V) 1 min	1500	1500	1500	1500	1500	1500
接触电阻 (mΩ) Contact resistance (mΩ)	0.5	0.5	1	1	1	1
线规 (mm²/AWG) Wire size (mm²/AWG)	Min: 0.5/20 Max: 6/10	Min: 0.5/20 Max: 6/10	Min: 0.5/20 Max: 1.5/15	Min: 0.5/20 Max: 1.5/15	Min: 0.5/20 Max: 1.5/15	Min: 0.5/20 Max: 1.5/15

螺丝压接芯件参数表 Screw contact spec

WS32, WF32, WY32	4	10B	11	12
公端绝缘体正面图 Male contact face view				
额定电流 (A) Rated current (A)	32	10	10	10
接触件直径(mm) Contact diameter(mm)	∅3.5X4	∅2.5X10	∅2.5X11	∅2.5X12
工作电压 (AC.V) Rated voltage (AC.V)	500V	500V	500V	500V
耐压 (AC.V) 1 min Test voltage(AC.V) 1 min	1500V	1500V	1500V	1500V
接触电阻 (mΩ) Contact resistance(mΩ)	0.5	1	1	1
绝缘电阻 (MΩ) Insulation resistance (MΩ)	2000	2000	2000	2000
线规 (mm ² /AWG) Wire size (mm ² /AWG)	Min: 0.5/20 Max: 6/10	Min: 0.5/20 Max: 1.5/15	Min: 0.5/20 Max: 1.5/15	Min: 0.5/20 Max: 1.5/15

WS40, WF40, WY40	5	9
公端绝缘体正面图 Male contact face view		
额定电流 (A) Rated current (A)	32	10 32
接触件直径(mm) Contact diameter(mm)	∅3.5X5	∅2.5X5 ∅3.5X4
工作电压 (AC.V) Rated voltage (AC.V)	500	500
耐压 (AC.V) 1 min Test voltage(AC.V) 1 min	1500	1500
接触电阻 (mΩ) Contact resistance (mΩ)	0.5	1 0.5
绝缘电阻 (MΩ) Insulation resistance (MΩ)	2000	2000
线规 (mm ² /AWG) Wire size (mm ² /AWG)	Min: 0.5/20 Max: 6/10	Min: 0.5/20 Max: 1.5/15

WS48, WF48, WY48	7	20
公端绝缘体正面图 Male contact face view		
额定电流 (A) Rated current (A)	32	10
接触件直径(mm) Contact diameter(mm)	∅3.5X7	∅2.5X20
工作电压 (AC.V) Rated voltage (AC.V)	500	500
耐压 (AC.V) 1 min Test voltage(AC.V) 1 min	1500	1500
接触电阻 (mΩ) Contact resistance (mΩ)	0.5	1
绝缘电阻 (MΩ) Insulation resistance (MΩ)	2000	2000
线规 (mm ² /AWG) Wire size (mm ² /AWG)	Min: 0.5/20 Max: 6/10	Min: 0.5/20 Max: 1.5/15

焊接与压接可互配产品 Solder connect to crimp

SF16, SA16, SP17, SY17 WS16, WF16, WY16	2	3
公端绝缘体正面图 Male contact face view		
额定电流 (A) Rated current (A)	10	10
接触件直径(mm) Contact diameter(mm)	Ø1.5X2	Ø1.5X3
工作电压 (AC.V) Rated voltage (AC.V)	500	500
耐压 (AC.V) 1 min Test voltage(AC.V) 1 min	1500	1500
接触电阻 (mΩ) Contact resistance (mΩ)	2.5	2.5
绝缘电阻 (MΩ) Insulation resistance (MΩ)	2000	2000



SF20, SA20, WS20, WF20, WY20	2	3	4	5	7
公端绝缘体正面图 Male contact face view					
额定电流 (A) Rated current (A)	25	25	25	10	10
接触件直径(mm) Contact diameter(mm)	Ø2.5X2	Ø2.5X3	Ø2.5X4	Ø1.5X5	Ø1.5X7
工作电压 (AC.V) Rated voltage (AC.V)	500	500	500	500	500
耐压 (AC.V) 1 min Test voltage(AC.V) 1 min	1500	1500	1500	1500	1500
接触电阻 (mΩ) Contact resistance (mΩ)	1	1	1	2.5	2.5
绝缘电阻 (MΩ) Insulation resistance (MΩ)	2000	2000	2000	2000	2000

SA28, WS28, WF28, WY28 SP29, SY29	2	3	7
公端绝缘体正面图 Male contact face view			
额定电流 (A) Rated current (A)	50	50	25
接触件直径(mm) Contact diameter(mm)	Ø3.5X2	Ø3.5X3	Ø2.5X7
工作电压 (AC.V) Rated voltage (AC.V)	500	500	500
耐压 (AC.V) 1 min Test voltage(AC.V) 1 min	1500	1500	1500
接触电阻 (mΩ) Contact resistance (mΩ)	0.5	0.5	1
绝缘电阻 (MΩ) Insulation resistance (MΩ)	2000	2000	2000





WS32, WF32, WY32	4	19
公端绝缘体正面图 Male contact face view		
额定电流 (A) Rated current (A)	50	10
接触件直径(mm) Contact diameter(mm)	Ø3.5X4	Ø1.5X19
工作电压 (AC.V) Rated voltage (AC.V)	500	500
耐压 (AC.V) 1 min Test voltage(AC.V) 1 min	1500	1500
接触电阻 (mΩ) Contact resistance (mΩ)	0.5	2.5
绝缘电阻 (MΩ) Insulation resistance (MΩ)	2000	2000

WS40, WF40, WY40	31
公端绝缘体正面图 Male contact face view	
额定电流 (A) Rated current (A)	10
接触件直径(mm) Contact diameter(mm)	Ø1.5X31
工作电压 (AC.V) Rated voltage (AC.V)	500
耐压 (AC.V) 1 min Test voltage(AC.V) 1 min	1500
接触电阻 (mΩ) Contact resistance (mΩ)	2.5
绝缘电阻 (MΩ) Insulation resistance (MΩ)	2000

焊接与压接可互配产品 Solder connect to crimp

WS48, WF48, WY48	42
公端绝缘体正面图 Male contact face view	
额定电流 (A) Rated current (A)	10
接触件直径(mm) Contact diameter(mm)	Ø1.5X42
工作电压 (AC.V) Rated voltage (AC.V)	500
耐压 (AC.V) 1 min Test voltage(AC.V) 1 min	1500
接触电阻 (mΩ) Contact resistance(mΩ)	2.5
绝缘电阻 (MΩ) Insulation resistance (MΩ)	2000
WS55, WF55, WY55	61
公端绝缘体正面图 Male contact face view	
额定电流 (A) Rated current (A)	10
接触件直径(mm) Contact diameter(mm)	Ø1.5X61
工作电压 (AC.V) Rated voltage (AC.V)	500
耐压 (AC.V) 1 min Test voltage(AC.V) 1 min	1500
接触电阻 (mΩ) Contact resistance(mΩ)	2.5
绝缘电阻 (MΩ) Insulation resistance (MΩ)	2000

螺丝压接与压接可互配产品 Screw connect to crimp

SF20, SA20, WS20, WF20, WY20	2	3
公端绝缘体正面图 Male contact face view		
额定电流 (A) Rated current (A)	10	10
接触件直径(mm) Contact diameter(mm)	Ø2.5X2	Ø2.5X3
工作电压 (AC.V) Rated voltage (AC.V)	500	500
耐压 (AC.V) 1 min Test voltage(AC.V) 1 min	1500	1500
接触电阻 (mΩ) Contact resistance(mΩ)	1	1
绝缘电阻 (MΩ) Insulation resistance (MΩ)	2000	2000
SA28, WS28, WF28, WY28	7	
公端绝缘体正面图 Male contact face view		
额定电流 (A) Rated current (A)	10	
接触件直径(mm) Contact diameter(mm)	Ø2.5X7	
工作电压 (AC.V) Rated voltage (AC.V)	500	
耐压 (AC.V) 1 min Test voltage(AC.V) 1 min	1500	
接触电阻 (mΩ) Contact resistance(mΩ)	1	
绝缘电阻 (MΩ) Insulation resistance (MΩ)	2000	
WS32, WF32, WY32	4	
公端绝缘体正面图 Male contact face view		
额定电流 (A) Rated current (A)	32	
接触件直径(mm) Contact diameter(mm)	Ø3.5X4	
工作电压 (AC.V) Rated voltage (AC.V)	500	
耐压 (AC.V) 1 min Test voltage(AC.V) 1 min	1500	
接触电阻 (mΩ) Contact resistance(mΩ)	0.5	
绝缘电阻 (MΩ) Insulation resistance (MΩ)	2000	