



Strikefan Electronic Co.,Ltd.

# SPECIFICATION

勝特力電材超市-龍山店 886-3-5773766  
 勝特力電材超市-光復店 886-3-5729570  
 勝特力电子(上海) 86-21-34970699  
 勝特力电子(深圳) 86-755-83298787  
<http://www.100y.com.tw>

## DC AXIAL FAN

ITEM	DESCRIPTIONS
P/N	TRS4010S12H-C.W
Dimension 尺寸	40x40x10mm
Bearing Type 軸承	WRB Bearing
Rated Voltage 額定電壓	12 VDC
Operating Voltage 工作電壓範圍	7~14 VDC
Startup Voltage 啟動電壓	7 V
Rated Current 額定電流	0.07(Max:0.09) A
Consuming Power 消耗功率	0.84(Max:1.08) W
Rated Speed 額定轉速	6000 RPM±10%
Air Flow 風量	5.92( Min :5.33) CFM
	0.17( Min:0.15) m <sup>3</sup> /min
Static Pressure 靜壓	2.87(Min:2.32) mm-H <sub>2</sub> O
	0.11(Min:0.09) inch-H <sub>2</sub> O
Noise Level 噪音	36(Max:39.6) dBA
Safety Certification 安規	UL CUL CE

## SPECIAL FUNCTION TYPE 特殊功能類型

Auto Restart By IC 自動重啓 (IC版)	YES
Soft Start 軟啟動	NO
Speed Control (FG) 速度檢測	NO
Alarm Control (RD) 警示功能	NO
Pulse Width Modulation 脈寬調控	NO
Temperature Control 溫度控制	NO
Waterproof Level 防水等級	NO





**1.MATERIAL:**

1-1.Housing :PBT UL94V-0

1-2.Blade : PBT UL94V-0

1-3.BOBBIN PBT UL94V-0

1-4.Shaft holder :

V	Plastic		Copper
	Aluminum		

**2.ENVIRONMENTAL:**

2-1.OPERATING TEMPERATURE : -10 TO +70 DEGREE°C

2-2.STORAGE TEMPERATURE : -40 TO +85 DEGREE°C

2-3.OPERATING HUMIDITY : 15 TO 90% RH

2-4.STORAGE HUMIDITY : 15 TO 90% RH

**3. Electrical specification :**

3-1.LOCKED ROTOR PROTECTION

IMPEDANCE OF MOTOR WINDING PROTECTS MOTOR FROM FIRE IN 15MINUTE OF LOCKED ROTOR CONDITION AT THE RATED VOLTAGE.

3-2.INSULATION RESISTANCE

10 MEG OHM( MIN.) AT 500 VDC (BETWEEN FRAME AND (+) TERMINAL)

3-3.INSULATION STRENGTH

5 mA MAX. AT 500 VAC 60 Hz ONE MINUTE, (BETWEEN FRAME AND(+))TERMINAL)

**4.Drop test:**

IN MINIMUM PACKAGING CONDITION FAN WITHSTANDS EACH ONE DROP OF THREE FACES FROM 30 CM DISTANCE HEIGHT ONTO 10 MM THICKNESS OF WOODEN BOARD.

**5.LIFE EXPECTANCY:**

50000 HOURS CONTINUOUS OPERATION

ONE YEAR WARRANTY AT 40°C WITH 15~65 %RH..



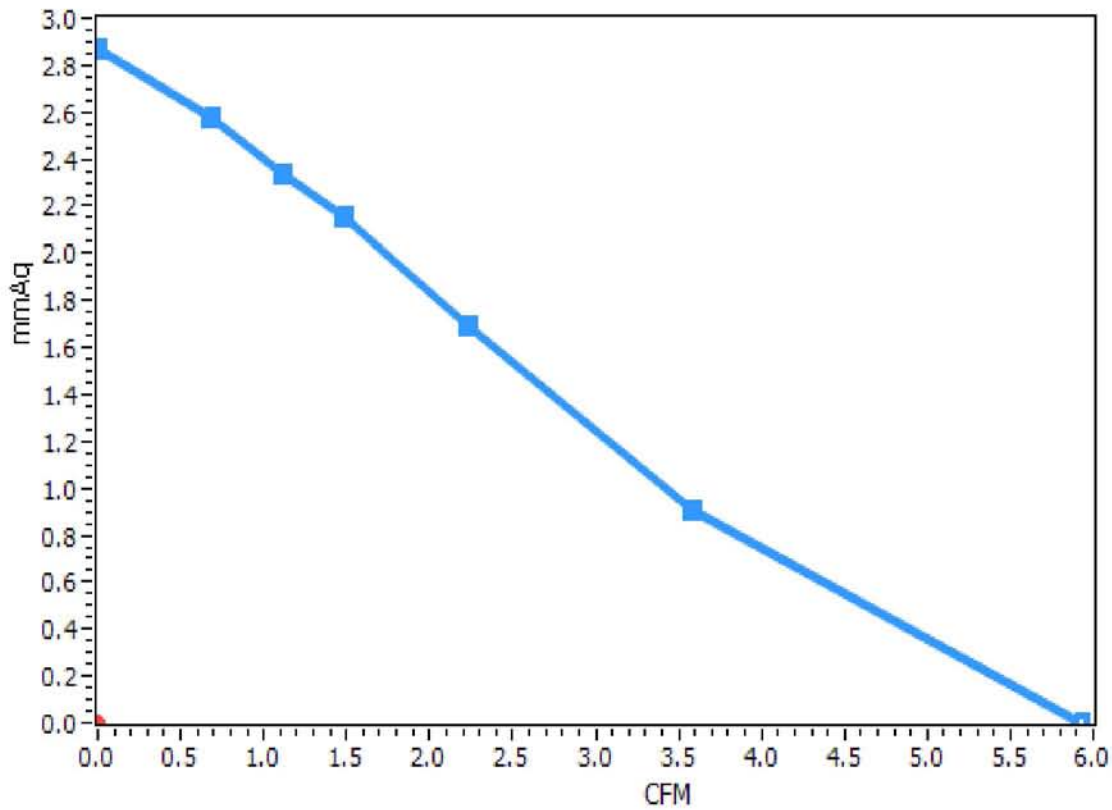


### 6.Fan Performance Curve Test Report

#### Test Conditions

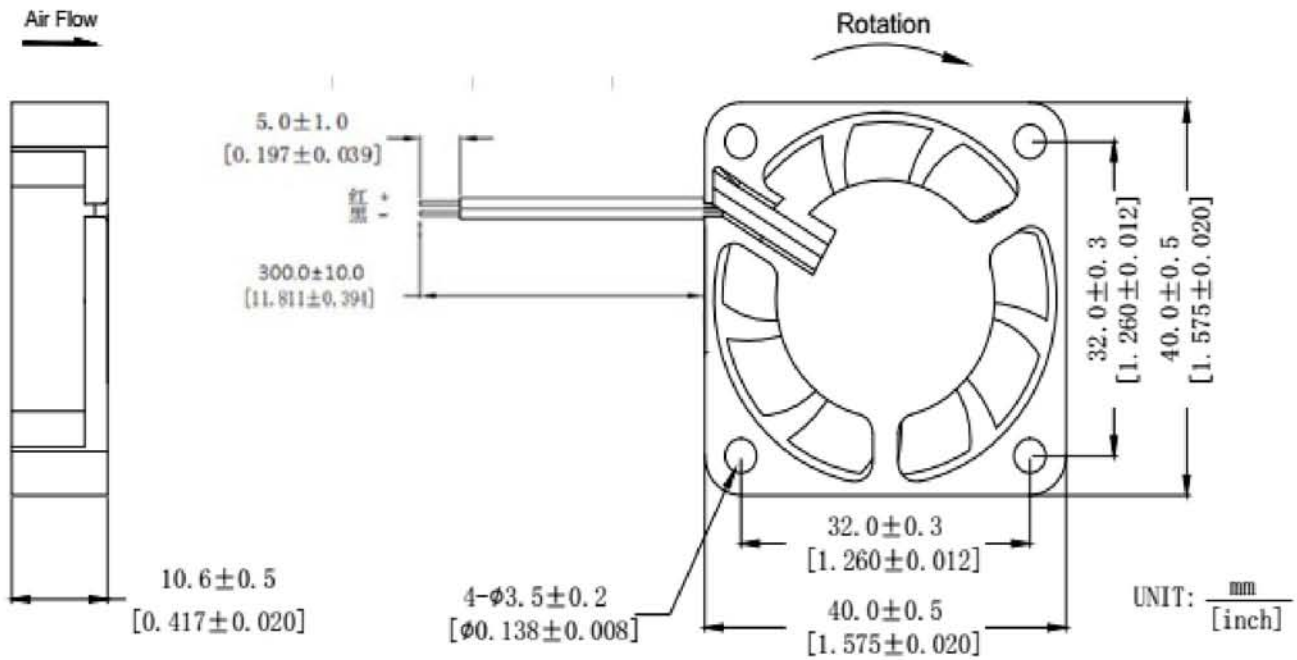
Barometric Pressure:	752.4	Test Voltage:	At rated Voltage
Relative humidity:	66.83%	Test Temp. :	25 °C

#### P-Q Curve





### 7.OUTLINE STYLING & DIMENSIONS :



(1)型號/Model No
(2)軸承/Bearing Type
(3)額定電壓/Rated Voltage
(4)安規電流/Rated Current
(5)產品編號/Part No
(6)安規/Safety Approvals
(7)製造日期/Date Code



NOTE:

LEAD WIRES: WIRES UL 1007 #26 AWG

Red-----(+)

Black-----(-)



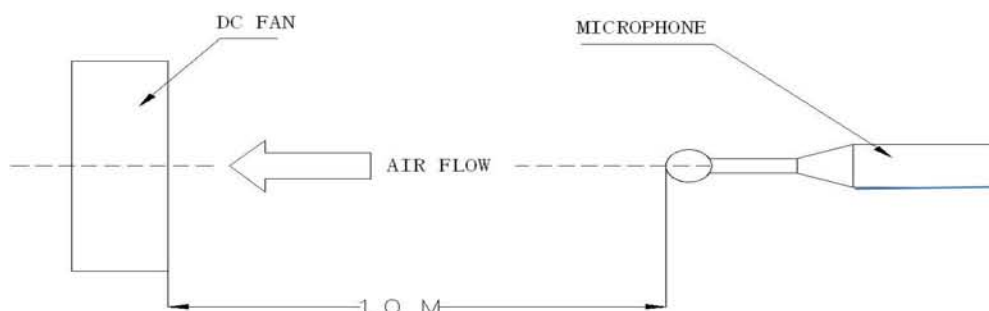


## 8. Operation notice:

1. PLEASE DO NOT TOUCH AND PUSH FAN BLADE WITH FINGERS OR OTHERS, FAN BLADE AND BALL BEARINGS MAY BE DAMAGED AND IT CAUSES NOISE DEFECT.
2. DO NOT CARRY THE FAN BY ITS LEAD WIRES.
3. IF THE FAN DOES NOT HAVE THE POLARITY PROTECTION FUNCTION,THE CONNECTION OF THE COLORED WIRES SHOULD BE RED+RED, AND BLACK+BLACK,OR ELSE THE FAN WILL BE DAMAGED IN NO TIME.
4. FOR THE MODELS WITHOUT REVERSE CONNECTION OF POLARITY PROTECTION, PLEASE DO NOT CONNECT THE LEAD WIRE IN REVERSE.
5. PLEASE DON'T INSTALL THIS FAN IN SERIES WITH 2X VOLTAGE INPUTS. FOR EXAMPLE, IF A SINGLE FAN RATED AT 12V,THEN DON'T INSTALL TWO OF THEM IN SERIES WITH 24V INPUT.
6. THE PERIOD OF PRODUCT WARRANTY,UNLESS OTHERWISE AGREED BY STK IN WRITTEN, SHALL BE 12 MONTHS STARTING FROM THE DATE OF PRODUCTION.
7. IN ORDER TO AVOID ABNORMAL BUMPING OR INTERFERENCE CAUSED BY DEFORMED IMPELLER WHEN FAN IS FASTENED,SUGGESTED DISTANCE OF AT LEAST 0.5MM IS STRONGLY RESERVED IN FRONT OF THE FRAME(THE SIGHT FROM THE IMPELLER FACE).

## 9. Fan noise test:

1. ALL READINGS ARE MEASURED AFTER STABLY WARMING UP THROUGH 10 MINUTES.
2. THE VALUES WRITTEN IN PARENS, ARE LIMITED SPEC.
3. ACOUSTICAL NOISE MEASURING CONDITION:



NOISE IS MEASURED AT RATED VOLTAGE IN FREE AIR IN ANECHOIC CHAMBER WITH B & K SOUND LEVEL METER WITH MICROPHONE AT A DISTANCE OF ONE METER FROM THE FAN INTAKE

