

500mA-15A 3SBP EOL – Last Buy Date is Aug 31, 2021
No replacements for the axial leaded fuses

Type 3SB / 3SBP Slow Blow Fuse Series

HF  3SB/3SBP Series, 6x32mm Glass Tube Slow Blow Fuse

RoHS 2 Compliant

Description

6x32mm Slow Blow, glass tube body cartridge fuse designed, approved and complied with UL and CSA standard 248-14.



Features

- Meet UL and CSA standard 248-14
- Wide operating temperature range
- Bulk packing available
- RoHS 2 compliant
- Halogen Free
- Lead Free

Applications


Provide individual protection for components or internal circuits.

- Power supplies
- Battery charger
- Monitor
- Adapter

LEAD FREE = 
HALOGEN FREE = 






Physical Specifications

Materials	Body : Glass
	Cap : Nickel Plated Brass Caps
	Leads : Matte Tin Plated Copper
Marking	On Fuse :
	"bel", "3SB", "Current Rating", "Voltage Rating", "Appropriate Safety Logos", "✓" (RoHS 2 compliant)
	On Label :
	"bel", "3SB" or "3SBP", "Current Rating", "Voltage Rating", "Interrupting Rating", "Appropriate Safety Logos" and "✓", "  " (China RoHS compliant).

Electrical Characteristics (UL/CSA STD,248-14)

Testing Current	Blow Time	
	Minimum	Maximum
100%	4 hrs.	N/A
135%	N/A	1 Hr
200%	5 sec	30 sec

Safety Agency Approvals

Safety Agency	Safety Agency Certificate	Voltage Rating (V)	Ampere Range / Volt @ I.R. ability*
	E20624	500mA-8A/ 250V AC	500mA-8A/125V AC@10,000A 500mA-8A/250V AC@200A 8.1A-15A/125V AC@10,000A
	LR39772		500mA-1A/250V AC@35A >1A-3.5A/250V AC@100A >3.5A-8A/250V AC@200A 8.1A-15A/125V AC@10,000A
	JET1037-31003-1010 JET1037-31003-1011	8.1A-15A/ 125V AC	1A-5A/125V AC@500A
	JET1037-31003-1007		>5A-15A/125V AC@300A

*I.R.= Interrupting Rating = Short Circuit Rating(Amps)

勝特力材料 886-3-5753170
勝特力电子(上海) 86-21-34970699
勝特力电子(深圳) 86-755-83298787
[Http://www.100y.com.tw](http://www.100y.com.tw)

Type 3SB / 3SBP

Environmental Specifications

Shock Resistance	MIL-STD-202G, Method 213B, Test Condition 1 (100 G's peak for 6 milliseconds; Sawtooth waveform)
Vibration Resistance	MIL-STD-202G, Method 201A (10-55 Hz, 0.06 inch, total excursion).
Salt Spray Resistance	MIL-STD-202G, Method 101E, Test Condition B (48 hrs).
Insulation Resistance	MIL-STD-202G, Method 302, Test Condition A (After Opening) 10,000 ohms minimum.
Solderability	MIL-STD-202G, Method 208H
Resistance to solder Heat	MIL-STD-202G, Method 210F, Test Condition B (260+/-5°C, 10+/-1 sec)
Thermal Shock	MIL-STD-202G, Method 107G, Test Condition B (-65°C to +125°C).
Operating Temperature	-55°C to +125°C
Terminal Strength	IEC-68-2-21

Electrical Specifications

Catalog Number	Ampere Rating	Typical Cold Resistance (ohms)	Volt-drop @100%In (Volt) max.	Voltage and Interrupting Ratings	Melting I ² T <10 mSec (A ² Sec)	Melting I ² T @10 In (A ² Sec)	Maximum Power Dissipation (W)	Agency Approvals		
								UL	SP	PF
3SB(P) 500-R	500mA	1.38	1.07	See Table of Safety Approvals on Page 1 for Voltage and associated Interrupting Ratings	4.4	5.4	0.8	Y	Y	
3SB(P) 750-R	750mA	0.642	0.68		9	10	0.8	Y	Y	
3SB(P) 1-R	1A	0.374	0.59		16	21	0.9	Y	Y	Y
3SB(P) 1.25-R	1.25A	0.248	0.43		25	32	0.9	Y	Y	Y
3SB(P) 1.6-R	1.6A	0.155	0.38		39	50	1.0	Y	Y	Y
3SB(P) 2-R	2A	0.115	0.36		61	79	1.0	Y	Y	Y
3SB(P) 2.5-R	2.5A	0.079	0.29		94	123	1.1	Y	Y	Y
3SB(P) 3-R	3A	0.058	0.27		146	192	1.1	Y	Y	Y
3SB(P) 4-R	4A	0.039	0.23		226	300	1.2	Y	Y	Y
3SB(P) 5-R	5A	0.029	0.22		349	469	1.3	Y	Y	Y
3SB(P) 6-R	6A	0.018	0.19		286	455	1.6	Y	Y	Y
3SB(P) 7-R	7A	0.016	0.18		372	592	1.8	Y	Y	Y
3SB(P) 8-R	8A	0.013	0.17		483	769	1.9	Y	Y	Y
3SB(P) 10-R	10A	0.010	0.17		817	1300	2.3	Y	Y	Y
3SB(P) 12-R	12A	0.008	0.15		1277	2031	2.6	Y	Y	Y
3SB(P) 15-R	15A	0.006	0.15		2123	3377	3.0	Y	Y	Y

Consult manufacturer for other ratings

3SBP
EOL—
Last Buy Date is
Aug 31, 2021



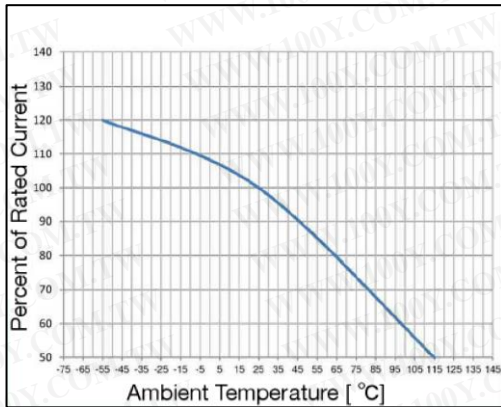
Specifications subject to change without notice

Bel Fuse Inc.
206 Van Vorst Street
Jersey City, NJ 07302 USA

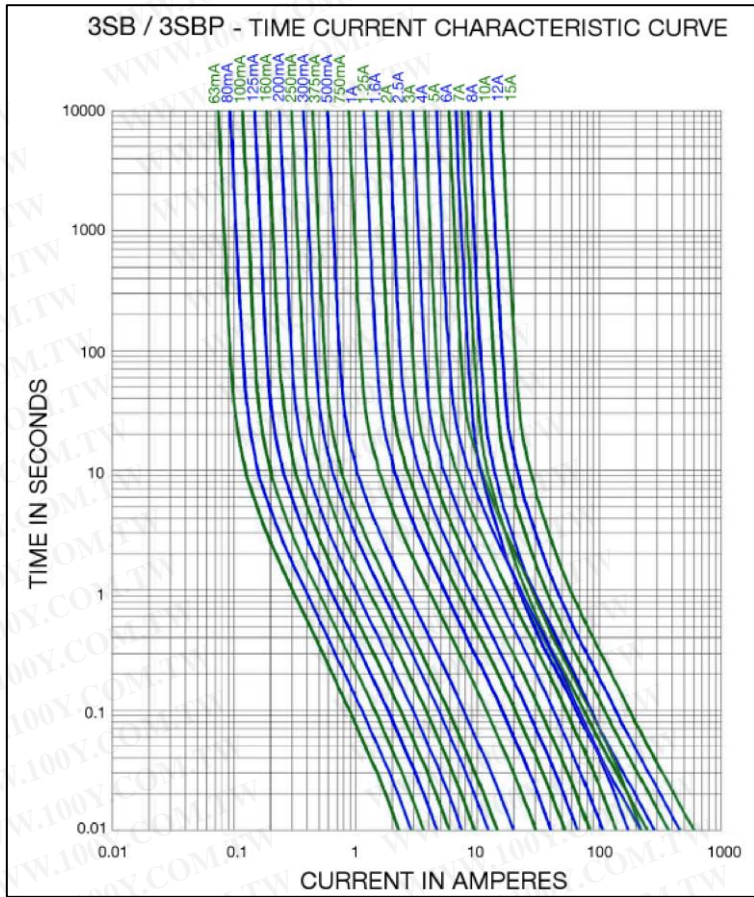
+1 201.432.0463
Bel.US.CS@belf.com
belfuse.com/circuit-protection

Type 3SB / 3SBP

Temperature Derating Curve

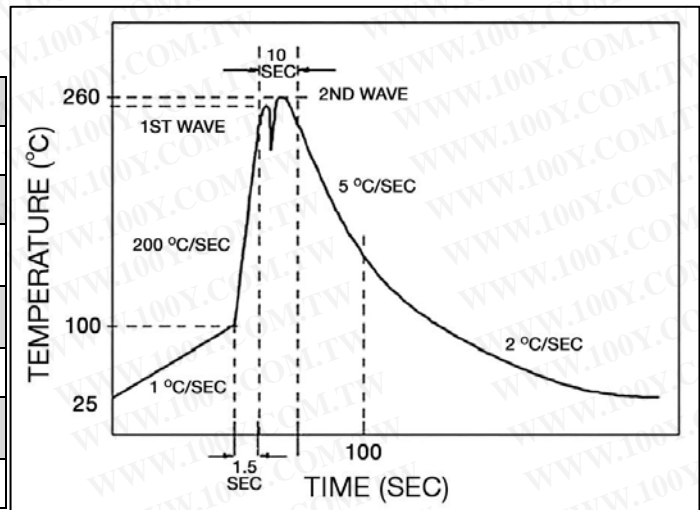


Average Time Current Curve



Soldering Parameters

Lead-free Wave Soldering Profile	
Wave Soldering Parameter	
Average ramp-up rate	200°C / second
Heating rate during preheat	typical 1 - 2°C / second Max 4°C / second
Final preheat temperature	within 125°C of soldering temperature
Peak temperature T _p	260°C
Time within +0°C / -5°C of actual peak temperature	10 seconds
Ramp-down rate	5°C / second max.



Specifications subject to change without notice

Bel Fuse Inc.
 206 Van Vorst Street
 Jersey City, NJ 07302 USA

+1 201.432.0463
 Bel.US.CS@belf.com
belfuse.com/circuit-protection

Type 3SB / 3SBP

3SB(P) Fuse FGNO Explanation

06X2 R [XXXX] -XX

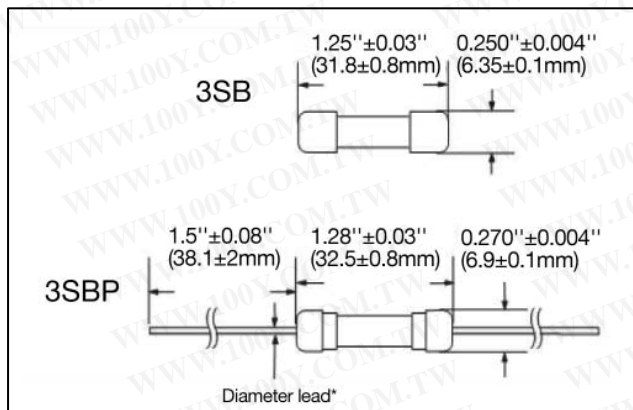
0602R=3SB/0612R=3SBP; [XXX1]=Ampere Rating; XX=See Ordering Information as below

Catalog number	FGNO / Order Number	
	3SB	3SBP
3SB(P) 500-R	0602R0501-33	0612R0501-33
3SB(P) 750-R	0602R0751-33	0612R0751-33
3SB(P) 1-R	0602R1001-33	0612R1001-33
3SB(P) 1.25-R	0602R1251-33	0612R1251-33
3SB(P) 1.6-R	0602R1601-33	0612R1601-33
3SB(P) 2-R	0602R2001-33	0612R2001-33
3SB(P) 2.5-R	0602R2501-33	0612R2501-33
3SB(P) 3-R	0602R3001-33	0612R3001-33

Catalog number	FGNO / Order Number	
	3SB	3SBP
3SB(P) 4-R	0602R4001-33	0612R4001-33
3SB(P) 5-R	0602R5001-33	0612R5001-33
3SB(P) 6-R	0602R6001-33	0612R6001-33
3SB(P) 7-R	0602R7001-33	0612R7001-33
3SB(P) 8-R	0602R8001-33	0612R8001-33
3SB(P) 10-R	0602R9101-33	0612R9101-33
3SB(P) 12-R	0602R9121-33	0612R9121-33
3SB(P) 15-R	0602R9151-33	0612R9151-33

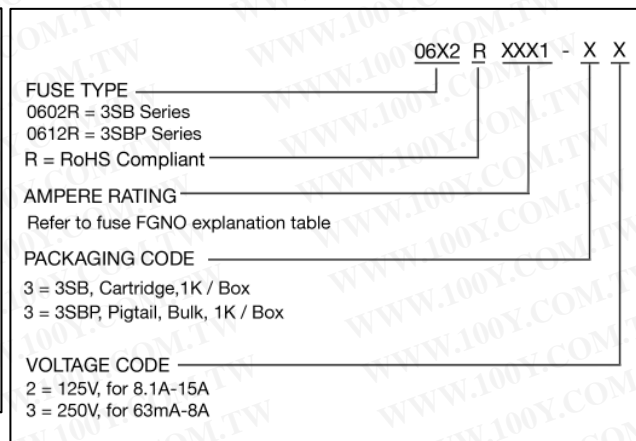
勝特力材料 886-3-5753170
 勝特力电子(上海) 86-21-34970699
 勝特力电子(深圳) 86-755-83298787
[Http://www.100y.com.tw](http://www.100y.com.tw)

Mechanical Dimensions



*Ratings 5A and less have 0.032"±0.002" diameter lead;
 Ratings 6A and above have 0.039"±0.002" diameter lead.

Ordering Information



Packaging

Packaging Option	Packaging Specification	Quantity	Packaging Code	Inside Tape Spacing
Bulk	N/A	1000	33 / 32	N/A
Bulk (Pigtail Type)	N/A	1000	33 / 32	N/A



Specifications subject to change without notice

Bel Fuse Inc.
 206 Van Vorst Street
 Jersey City, NJ 07302 USA

+1 201.432.0463
 Bel.US.CS@belf.com
belfuse.com/circuit-protection