

Square Body – DIN 43 620

**690V/700V (IEC/U.L.) 40-1000A**

Size	Rated Current RMS-Amps	Electrical Characteristics			Ordering Information			Curves
		I <sup>2</sup> t (A <sup>2</sup> S)		Watts Loss	DIN Type T Indicator for Micro	Carton Qty.	Carton Weight (kg)	BIF #
		Pre-arc	Clearing at 660V					
1*	40	40	270	9	170M3808	5	1.85	17056314
	50	77	515	11	170M3809			
	63	115	770	14	170M3810			
	80	185	1250	18	170M3811			
	100	360	2450	21	170M3812			
	125	550	3700	26	170M3813			
	160	1100	7500	30	170M3814			
	200	2200	15000	35	170M3815			
	250	4200	28500	40	170M3816			
	315	7000	46500	50	170M3817			
350	10000	68500	55	170M3818				
400	15000	105000	60	170M3819				
2	400	11000	74000	65	170M5808	5	3.00	17056318
	450	15500	105000	70	170M5809			
	500	21500	145000	75	170M5810			
	550	28000	190000	80	170M5811			
	630	41000	275000	90	170M5812			
700	60500	405000	95	170M5813				
3	500	14000	95000	95	170M6808	1	1.15	17056320
	550	19500	135000	100	170M6809			
	630	31000	210000	105	170M6810			
	700	44500	300000	110	170M6811			
	800	69500	465000	115	170M6812			
	900	100000	670000	120	170M6813			
1000	140000	945000	125	170M6814				

- Interrupting rating 200kA (Estimated 300kA) RMS Symmetrical.
- Watts loss provided at rated current.
- Microswitch indicator ordered separately. See accessories on pages 58-59.

1 kg = 2.2 lbs. 1 lb = 0.45 kg

**Rated Current**

The rated current of this fuse range has been given with copper conductors that have a current density of 1.3 A/mm<sup>2</sup> (IEC 60269-4). For conductor cross section according to IEC 60269-1, the fuses must be derated. Please contact Bussmann for application assistance.

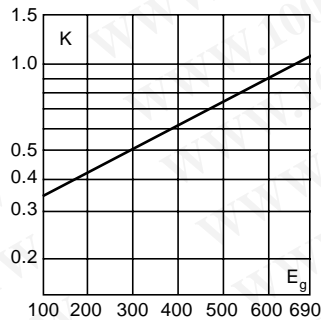
勝特力材料 886-3-5753170  
 勝特力电子(上海) 86-21-34970699  
 勝特力电子(深圳) 86-755-83298787  
[Http://www.100y.com.tw](http://www.100y.com.tw)



**Electrical Characteristics**

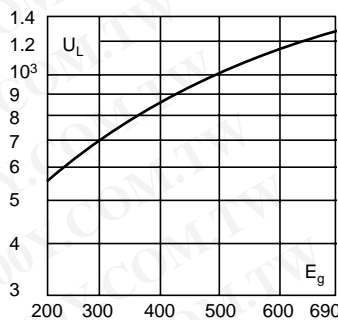
**Total Clearing I<sup>2</sup>t**

The total clearing I<sup>2</sup>t at rated voltage and at power factor of 15% are given in the electrical characteristics. For other voltages, the clearing I<sup>2</sup>t is found by multiplying by correction factor, K, given as a function of applied working voltage, E<sub>g</sub>, (RMS).



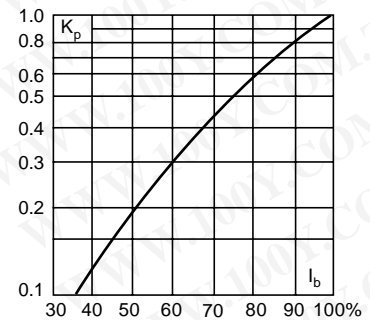
**Arc Voltage**

This curve gives the peak arc voltage, U<sub>L</sub>, which may appear across the fuse during its operation as a function of the applied working voltage, E<sub>g</sub>, (RMS) at a power factor of 15%.



**Power Losses**

Watts loss at rated current is given in the electrical characteristics. The curve allows the calculation of the power losses at load currents lower than the rated current. The correction factor, K<sub>p</sub>, is given as a function of the RMS load current, I<sub>b</sub>, in % of the rated current.



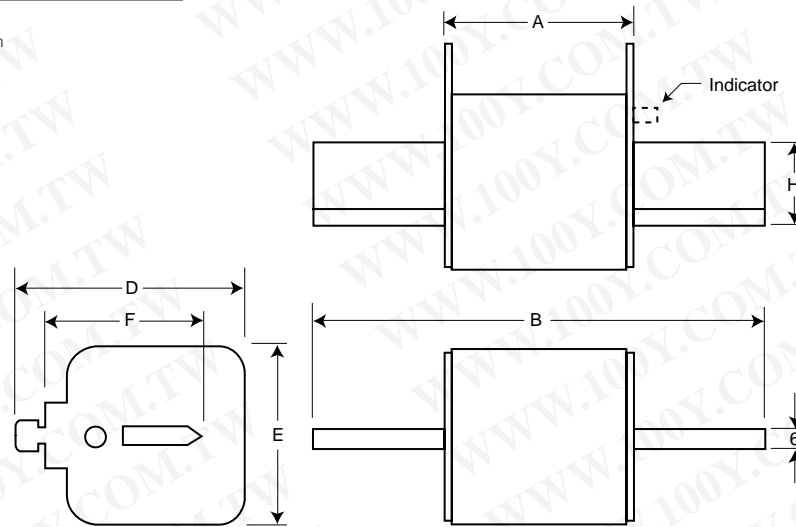
**Dimensions**

DIN 43 620: Type DIN 1\*, DIN 2, DIN 3

Size	A	B	D	E	F	H
1*	69	135	58	45	40	20
2	69	150	71	55	48	26
3	68	150	88	76	60	33

Dimension in mm.  
1mm = 0.0394" 1" = 25.4mm

**勝特力材料 886-3-5753170**  
**勝特力电子(上海) 86-21-34970699**  
**勝特力电子(深圳) 86-755-83298787**  
[Http://www.100y.com.tw](http://www.100y.com.tw)



This bulletin is intended to clearly present comprehensive product data and provide technical information that will help the end user with design applications. Bussmann reserves the right, without notice, to change design or construction of any products and to discontinue or limit distribution of any products. Bussmann also reserves the right to change or update, without notice, any technical information contained in this bulletin. Once a product has been selected, it should be tested by the user in all possible applications.