

EDCC

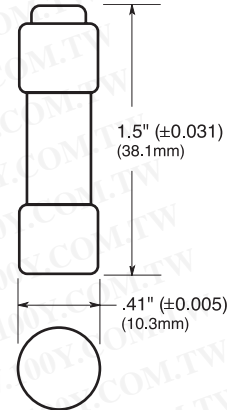
Class CC, 600Vac, 0.5 to 30A

Time-Delay Fuses

勝特力材料 886-3-5753170
 勝特力电子(上海) 86-21-34970699
 勝特力电子(深圳) 86-755-83298787
[Http://www.100y.com.tw](http://www.100y.com.tw)



Dimensions (inches)



Catalog Symbol: EDCC

Time-Delay

Current-Limiting

Volts: 600Vac (or less)

300Vdc (or less)

Amps: 0.5 to 30A

IR: 200kA RMS Sym.

20kAIC (0.5 – 2.25A and 20-30A)

Agency Information: CE, UL Listed, Std. 248-4, Class CC, Guide JDDZ, File E162363, CSA Certified, HRCI-CC, C22.2 No. 248.4, Class 1422-02, File 53787

Features

- A superior all-purpose, space-saving branch circuit fuse that meets most protection requirements up to 30 amps.
- Very compact; physical size is only $1\frac{3}{32}$ " x $1\frac{1}{2}$ " (10.3 x 38.1mm) with rejection tip.
- Faster response to damaging short-circuit currents and higher interrupting rating than mechanical overcurrent protective devices.
- Maximum 200kA interrupting rating for available fault current in today's large capacity systems. Helps ensure that future growth will not obsolete the system.
- Time-delay to avoid unwanted fuse openings from surge currents.
- Fast speed of response under short-circuit conditions for a high degree of current-limitation.
- The EDCC fuse can be sized close to full load ratings for maximum overload and short-circuit protection.

- Can be used where either a time-delay or a fast-acting fuse is needed, making selection easier and reducing spare fuse inventories for substantial cost reduction.
- Superior Motor Protection for small horsepower motor circuits.
- Proper sizing can provide Type "2" coordinated protection for NEMA and IEC motor controllers.
- Motors receive maximum protection against burnout from overloads and single phasing.

Catalog Numbers (amps)

| | | | |
|-----------|----------|----------|--------|
| EDCC0.5 | EDCC1.8 | EDCC4 | EDCC8 |
| EDCC0.6 | EDCC2 | EDCC4.5 | EDCC9 |
| EDCC0.8 | EDCC2.25 | EDCC5 | EDCC10 |
| EDCC1 | EDCC2.5 | EDCC5.6 | EDCC12 |
| EDCC1.125 | EDCC2.8 | EDCC6 | EDCC15 |
| EDCC1.25 | EDCC3 | EDCC6.25 | EDCC20 |
| EDCC1.4 | EDCC3.2 | EDCC7 | EDCC25 |
| EDCC1.6 | EDCC 3.5 | EDCC7.5 | EDCC30 |

Carton Quantity and Weight

| Amps | Carton | Weight per Carton | |
|--------|----------|-------------------|------|
| | Quantity | lbs | kg |
| 0.5-30 | 10 | 0.19 | 0.09 |

Class CC Fuse Blocks (600V) Catalog Data

| Poles | Screw | Pressure | Box | Screw | Pressure |
|-------|----------|----------|----------|---------------|---------------|
| | Terminal | Plate | Terminal | Quick-Connect | Quick-Connect |
| 1 | BC6031S | BC6031P | BC6031B | BC6031SQ | BC6031PQ |
| 2 | BC6032S | BC6032P | BC6032B | BC6032SQ | BC6032PQ |
| 3 | BC6033S | BC6033P | BC6033B | BC6033SQ | BC6033PQ |

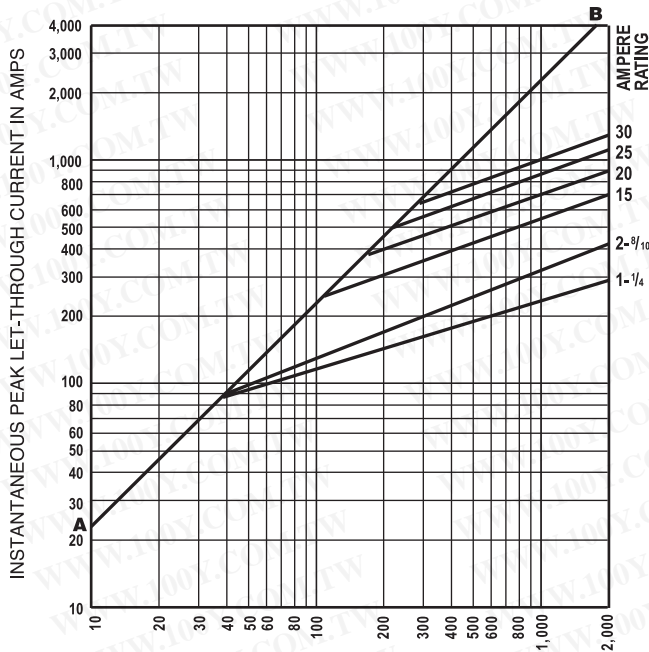
EDCC

Class CC, 600Vac, 0.5 to 30A

Time-Delay Fuses


勝特力材料 886-3-5753170
 勝特力电子(上海) 86-21-34970699
 勝特力电子(深圳) 86-755-83298787
[Http://www.100y.com.tw](http://www.100y.com.tw)

Current Limitation Curves



PROSPECTIVE SHORT-CIRCUIT CURRENT—SYMMETRICAL RMS AMPS

Time-Current Characteristic Curves— Average Melt



Current-Limiting Effects

EDCC Apparent RMS Symmetrical Let-Through Current Prosp.

| SCC | 1.25 | 2.2A | 15A | 20A | 25A | 30A |
|---------|------|------|------|------|------|------|
| 1000 | 100 | 135 | 240 | 305 | 380 | 435 |
| 3000 | 140 | 210 | 350 | 440 | 575 | 580 |
| 5000 | 165 | 255 | 420 | 570 | 690 | 710 |
| 10,000 | 210 | 340 | 540 | 700 | 870 | 1000 |
| 20,000 | 260 | 435 | 680 | 870 | 1090 | 1305 |
| 30,000 | 290 | 525 | 800 | 1030 | 1300 | 1520 |
| 40,000 | 315 | 610 | 870 | 1150 | 1390 | 1700 |
| 50,000 | 340 | 650 | 915 | 1215 | 1520 | 1820 |
| 60,000 | 350 | 735 | 1050 | 1300 | 1650 | 1980 |
| 80,000 | 390 | 785 | 1130 | 1500 | 1780 | 2180 |
| 100,000 | 420 | 830 | 1210 | 1600 | 2000 | 2400 |
| 200,000 | 525 | 1100 | 1600 | 2000 | 2520 | 3050 |

*RMS Symmetrical Amps Short-Circuit

NOTE: To calculate I_p (I_{peak}) multiply I_{RMS} value x 2.3.

The only controlled copy of this document is the electronic read-only version maintained by Cooper Bussmann. All other copies of this document are by definition uncontrolled. This bulletin is intended to clearly present comprehensive product data and provide technical information that will help the end user with design applications. Cooper Bussmann reserves the right, without notice, to change design or construction of any products and to discontinue or limit distribution of any products. Cooper Bussmann also reserves the right to change or update, without notice, any technical information contained in this bulletin. Once a product has been selected, it should be tested by the user in all possible applications.